



Ministry of National Economy
of the Republic of Kazakhstan
Committee on Statistics

www.stat.gov.kz

Demographic Yearbook of Kazakhstan

2014-2018



Nur-Sultan 2019

**Ministry of National economy of the Republic of Kazakhstan
Committee on Statistics**

In accordance with the Civil Code of the Republic of Kazakhstan (special part), this material is not subject to reproduction (copying); when using statistical information in its publications (editions), reference is made to the Committee on Statistics of the Ministry of National Economy of the Republic of Kazakhstan.

Demographic Yearbook of Kazakhstan

Nur-Sultan 2019

Ministry of National economy Republic of Kazakhstan
Committee on Statistics
Chief editor Aydapkelov N.S.

The electronic version is available on the internet-resource of Committee on Statistics of the Ministry of National economy of the Republic of Kazakhstan www.stat.gov.kz.

Address: Nur-Sultan, 8 Mangilik El street
House of Ministries, Entrance 4
Republic of Kazakhstan, 010000
Ministry of National economy of the Republic of Kazakhstan
Committee on Statistics
Informational service: +7 7172 749010, 749011
Fax: +7 7172 749546
E-mail: e.stat@economy.gov.kz
Internet-resource: [http: //stat.gov.kz](http://stat.gov.kz)

Conventional symbols:

-- it is absent

0,0 - a small quantity

x - data are confidential

... - data are absent

The small discrepancies between total and the sum of summand in some cases can be explained by rounding of data.

Foreword

This Demographic Yearbook in tabular form presents the main statistical indicators reflecting the demographic processes of Kazakhstan and its regions for 2014-2018.

The compendium contains statistical data on the administrative-territorial division, the change in the total number and age and gender composition of the population, its location in Kazakhstan, birth and death rates, marriage and divorce rates, migration, and life expectancy at birth.

For the purpose of comparing, population data for the beginning of 2017-2018, data of births and mortality, nuptiality and divorce for 2017 are recalculated according to the administrative and territorial changes in 2018.

Content

Foreword.....	3
1. Main demographic indicators	5
2. Territory and administrative division.....	6
3. The size and composition of the population.....	10
4. Vital statistics	57
5. Marriages and divorces.....	68
6. Fertility rates	81
7. Mortality rates.....	134
8. Life expectancy	218
9. Migration.....	220
Methodological notes	237

1. Main demographic indicators

	2014	2015	2016	2017	2018
Total population, at the end of the period, people	17415715	17669896	17918214	18157337	18395567
including:					
Male	8413101	8541800	8668478	8791298	8913196
Female	9002614	9128096	9249736	9366039	9482371
Number of births	399309	398458	400694	390262	397799
per 1000 people	23.10	22.71	22.52	21.64	21.77
Number of deaths	132287	130811	131231	129009	130448
per 1000 people	7.65	7.46	7.37	7.15	7.14
Life expectancy at birth, years	71.44	71.97	72.41	72.95	73.15
Male	66.90	67.49	67.99	68.72	68.84
Female	75.82	76.26	76.61	76.92	77.19
Natural population growth, people	267022	267647	269463	261253	267351
per 1000 people	15.45	15.26	15.14	14.48	14.63
Number of marriages	159328	148769	141702	141791	137797
per 1000 people	9.22	8.48	7.96	7.86	7.54
Number of divorces	52673	53293	51993	54626	54797
per 1000 people	3.05	3.04	2.92	3.03	3.00
Population migration, total, people					
arrivals	422400	472032	630649	946415	900931
departures	434562	485498	651794	968545	930052
net migration	-12162	-13466	-21145	-22130	-29121
External migration					
immigrants	16784	16581	13755	15595	12747
emigrants	28946	30047	34900	37725	41868
net migration	-12162	-13466	-21145	-22130	-29121

2. Territory and administrative division

2.1 Territory and population density

at the beginning of the year

	Territory, thousand square km ¹⁾	Population density, people per 1 square km					
		2014	2015	2016	2017	2018	2019
Republic of Kazakhstan	2724.9	6.3	6.4	6.5	6.6	6.7	6.8
Akmola	146.1	5.0	5.0	5.1	5.0	5.1	5.1
Aktobe	300.6	2.7	2.7	2.8	2.8	2.9	2.9
Almaty	223.6	8.9	8.6	8.7	8.9	9.0	9.1
Atyrau	118.6	4.8	4.9	5.0	5.1	5.2	5.3
Batys Kazakhstan	151.3	4.1	4.2	4.2	4.2	4.3	4.3
Zhambyl	144.3	7.5	7.6	7.7	7.7	7.7	7.8
Karagandy	428.0	3.2	3.2	3.2	3.2	3.2	3.2
Kostanai	196.0	4.5	4.5	4.5	4.5	4.5	4.5
Kyzylorda	226.0	3.3	3.3	3.4	3.4	3.5	3.5
Mangystau	165.6	3.5	3.7	3.8	3.9	4.0	4.1
Pavlodar	124.8	6.0	6.1	6.1	6.1	6.1	6.0
Soltustik Kazakhstan	98.0	5.9	5.8	5.8	5.7	5.7	5.7
Turkistan ²⁾	116.1	23.3	23.8	24.2	16.9	17.0	17.1
Shygys Kazakhstan	283.2	4.9	4.9	4.9	4.9	4.9	4.9
Nur-Sultan city	0.8	1163.5	1218.3	1246.5	1370.0	1293.1	1353.1
Almaty city	0.7	2152.7	2344.9	2432.5	2564.1	2638.3	2715.5
Shymkent city	1.2	-	-	-	784.4	818.7	867.7

¹⁾ Data of the Committee for Land Management of the Ministry of Agriculture of the Republic of Kazakhstan.

²⁾ Data for 2014-2016 for the Ontustik Kazakhstan.

2.2 Administrative-territorial division of Republic of Kazakhstan

at the beginning of 2019

	Districts			Settlements					Akim's apparatus			
				cities			townships	villages				
	Total	of them: districts in cities		Total	of them:				township		aul (villages)	
		republican significance	regional significance		regional significance	district significance			Total	of them: consisting of only one independent settlement	Total	of them: consisting of only one independent settlement
Republic of Kazakhstan	183	16	4	87	37	47	30	6454	26	19	2253	549
Akmola	17	-	-	10	2	8	5	602	5	4	199	26
Aktobe	14	-	2	8	1	7	-	344	-	-	135	28
Almaty	17	-	-	10	3	7	-	732	-	-	246	48
Atyrau	7	-	-	2	1	1	-	159	-	-	69	24
Batys Kazakhstan	12	-	-	2	1	1	3	435	2	-	148	22
Zhambyl	10	-	-	4	1	3	-	373	-	-	150	37
Karagandy	11	-	2	11	9	2	10	421	9	8	187	69
Kostanai	16	-	-	5	4	1	3	548	3	2	202	61
Kyzylorda	7	-	-	4	2	2	2	232	2	-	142	95
Mangystau	5	-	-	3	2	1	-	58	-	-	38	28
Pavlodar	10	-	-	3	3		4	354	3	3	131	21
Soltustik Kazakhstan	13	-	-	5	1	4	-	649	-	-	190	21

Continuation

	Districts			Settlements					Akim's apparatus			
				cities			townships	villages				
	Total	of them: districts in cities		Total	of them:				township		aul (villages)	
		republican significance	regional significance		regional significance	district significance			Total	of them: consisting of only one independent settlement	Total	of them: consisting of only one independent settlement
Turkistan*	13	-	-	7	3	4	-	836	-	-	177	23
Shygys Kazakhstan	15	-	-	10	4	6	3	711	2	2	239	46
Nur-Sultan city	4	4	-	1	-	-	-	-	-	-	-	-
Almaty city	8	8	-	1	-	-	-	-	-	-	-	-
Shymkent city	4	4	-	1	-	-	-	-	-	-	-	-

2.3 Mid-year population by gender

	Total					Male					Female					people
	2014	2015	2016	2017	2018	2014	2015	2016	2017	2018	2014	2015	2016	2017	2018	
Republic of Kazakhstan	17288285	17542806	17794055	18037775	18276452	8348857	8477451	8605139	8729888	8852247	8939428	9065355	9188916	9307887	9424205	
	736086	740490	739394	736655	738765	355500	357748	357517	356749	358377	380586	382742	381877	379906	380388	
	815771	828682	840244	851695	863674	393770	400395	406290	412111	418199	422001	428287	433954	439584	445475	
	1953230	1934720	1965508	2000372	2028106	960038	952229	968490	988085	1004151	993192	982491	997018	1012287	1023955	
	574610	587950	601020	614106	627237	282015	288839	295575	302291	309087	292595	299111	305445	311815	318150	
	627070	633518	639246	644220	649626	302897	306102	309026	311786	314770	324173	327416	330220	332434	334856	
	1091429	1104619	1113028	1116262	1121329	534990	542028	546656	548804	551917	556439	562591	566372	567458	569412	
	1373890	1381466	1383772	1381635	1379535	649535	653592	655348	654833	654373	724355	727874	728424	726802	725162	
	881268	882688	881470	877375	874205	416319	417292	417251	415859	414802	464949	465396	464219	461516	459403	
	746364	759030	769100	778150	788746	372853	379313	384699	389636	395347	373511	379717	384401	388514	393399	
	597137	616808	634799	651571	669258	296691	306795	316008	324523	333430	300446	310013	318791	327048	335828	
	754354	757194	757804	755934	754354	355602	357218	357843	357414	356989	398752	399976	399961	398520	397365	
	573887	570712	566447	560942	556550	273423	272102	270332	267937	266061	300464	298610	296115	293005	290489	
	2760480	2814388	2859754	1971682	1980499	1370504	1398474	1422139	996394	1002728	1389976	1415914	1437615	975288	977771	
	1394927	1395742	1392794	1386657	1381136	663833	664590	663562	661005	658788	731094	731152	729232	725652	722348	
	833611	862694	922638	1001634	1054480	402338	416114	444781	482406	506783	431273	446580	477857	519228	547697	
	1574171	1672105	1727037	1776651	1828325	718549	764620	789622	811504	834930	855622	907485	937415	965147	993395	
	-	-	-	932234	980627	-	-	-	-	448551	471515	-	-	-	483683	509112
	Urban population															
Republic of Kazakhstan	9635300	9936301	10142840	10420644	10604002	4523126	4672945	4774020	4909646	4998113	5112174	5263356	5368820	5510998	5605889	
Akmola	346876	349290	349960	348688	348477	162440	163726	164288	163937	164106	184436	185564	185672	184751	184371	
Aktobe	504727	515912	526482	594037	608314	238598	244284	249529	282765	289829	266129	271628	276953	311272	318485	
Almaty	461751	468387	472868	469585	460932	219947	223367	225812	224602	220634	241804	245020	247056	244983	240298	
Atyrau	269765	278863	287610	321764	327819	128815	133370	137804	154784	157960	140950	145493	149806	166980	169859	
Batys Kazakhstan	309750	314875	320900	328861	336261	143431	145781	148532	152540	156382	166319	169094	172368	176321	179879	
Zhambyl	439562	446100	449090	446282	445451	207834	211239	212904	211843	211633	231728	234861	236186	234439	233818	
Karagandy	1082836	1092463	1097620	1098822	1098282	503001	507871	510826	511842	512088	579835	584592	586794	586980	586194	
Kostanai	457561	463818	468050	470814	474244	209271	212392	214580	216046	217833	248290	251426	253470	254768	256411	
Kyzylorda	320854	329337	337261	343513	349107	156738	161018	164927	168089	171084	164116	168319	172334	175424	178023	
Mangystau	280609	269839	272555	271392	270148	138550	135266	136764	136102	135207	142059	134573	135791	135290	134941	
Pavlodar	527468	532246	534599	534072	532753	242806	245170	246469	246463	245918	284662	287076	288130	287609	286835	
Soltustik Kazakhstan	242284	246083	249115	250970	252204	109621	111512	113018	113978	114659	132663	134571	136097	136992	137545	
Turkistan*	1158453	1262510	1289908	389293	389123	561229	613870	628050	195440	195826	597224	648640	661858	193853	193297	
Shygyys Kazakhstan	825022	831779	837147	842032	847455	379958	383345	386114	388754	391726	445064	448434	451033	453278	455729	

Continuation

	Total						Male						Female					
	2014	2015	2016	2017	2018	2019	2014	2015	2016	2017	2018	2019	2014	2015	2016	2017	2018	2019
Nur-Sultan city	833611	862694	922638	1001634	1054480	402338	416114	444781	482406	506783	431273	446580	477857	519228	547697	519228	547697	547697
Almaty city	1574171	1672105	1727037	1776651	1828325	718549	764620	789622	811504	834930	855622	907485	937415	965147	993395	965147	993395	993395
Shymkent city	-	-	-	932234	980627	-	-	-	448551	471515	-	-	-	483683	509112	483683	509112	509112
Rural population																		
Republic of Kazakhstan	7652985	7606505	7651215	7617131	7672450	3825731	3804506	3831119	3820242	3854134	3827254	3801999	3820096	3796889	3818316	3796889	3818316	3818316
Akmola	389210	391200	389434	387967	390288	193060	194022	193229	192812	194271	196150	197178	196205	195155	196017	195155	196017	196017
Aktobe	311044	312770	313762	257658	255360	155172	156111	156761	129346	128370	155872	156659	157001	128312	126990	128312	126990	126990
Almaty	1491479	1466333	1492640	1530787	1567174	740091	728862	742678	763483	783517	751388	737471	749962	767304	783657	767304	783657	783657
Atyrau	304845	309087	313410	292342	299418	153200	155469	157771	147507	151127	151645	153618	155639	144835	148291	144835	148291	148291
Batys Kazakhstan	317320	318643	318346	315359	313365	159466	160321	160494	159246	158388	157854	158322	157852	156113	154977	156113	154977	154977
Zhambyl	651867	658519	663938	669980	675878	327156	330789	333752	336961	340284	324711	327730	330186	333019	335594	333019	335594	335594
Karagandy	291054	289003	286152	282813	281253	146534	145721	144522	142991	142285	144520	143282	141630	139822	138968	139822	138968	138968
Kostanai	423707	418870	413420	406561	399961	207048	204900	202671	199813	196969	216659	213970	210749	206748	202992	206748	202992	202992
Kyzylorda	425510	429693	431839	434637	439639	216115	218295	219772	221547	224263	209395	211398	212067	213090	215376	213090	215376	215376
Mangystau	316528	346969	362244	380179	399110	158141	171529	179244	188421	198223	158387	175440	183000	191758	200887	191758	200887	200887
Pavlodar	226886	224948	223205	221862	221601	112796	112048	111374	110951	111071	114090	112900	111831	110911	110530	110911	110530	110530
Soltustik Kazakhstan	331603	324629	317332	309972	304346	163802	160590	157314	153959	151402	167801	164039	160018	156013	152944	156013	152944	152944
Turkistan*	1602027	1551878	1569846	1582389	1591376	809275	784604	794089	800954	806902	792752	767274	775757	781435	784474	775757	781435	784474
Shygyys Kazakhstan	569905	563963	555647	544625	533681	283875	281245	277448	272251	267062	286030	282718	278199	272374	266619	272374	266619	266619

*Data for 2014-2016 for the Ontustik Kazakhstan.

3. The size and composition of the population

3.1 Population by gender

at the beginning of the year, people

	Total						Male			Female								
	2014	2015	2016	2017	2018	2019	2014	2015	2016	2017	2018	2019	2014	2015	2016	2017	2018	2019
	Total population																	
Republic of Kazakhstan	17160855	17415715	17669896	17918214	18157337	18395567	8284613	8413101	8541800	8668478	8791298	8913196	8876242	9002614	9128096	9249736	9366039	9482371
	735612	736560	744420	734369	738942	738587	355276	359771	355264	359771	358235	358519	380336	380836	384649	379105	380707	380068
	808985	822557	834808	845679	857711	869637	390295	397246	403544	409036	415187	421211	418690	425311	431264	436643	442524	448426
	1984572	1921888	1947552	1983465	2017278	2038935	974552	945524	958935	978046	998123	1010179	1010020	976364	988617	1005419	1019155	1028756
	567831	581389	594511	607528	620684	633791	278602	285428	292250	298899	305684	312491	289229	295961	302261	308629	315000	321300
	Batys																	
	624085	630056	636980	641513	646927	652325	301356	304440	307764	310289	313283	316256	322729	325616	329216	331224	333644	336069
	1084369	1098489	1110749	1115307	1117218	1125440	531225	538755	545301	548011	549597	554237	553144	559734	565448	567296	567621	571203
	1369658	1378121	1384810	1382734	1380537	1378532	647438	651631	655552	655143	654523	654223	722220	726490	729258	727591	726014	724309
	880968	881569	883806	879134	875616	872795	416079	416558	418026	416475	415243	414362	464889	465011	465780	462659	460373	458433
Kazakhstan	739726	753001	765058	773143	783157	794335	369503	376202	382423	386976	392296	398398	370223	376799	382635	386167	390861	395937
	587431	606843	626774	642824	660317	678199	291699	301684	311906	320110	328935	337925	295732	305159	314868	322714	331382	340274
	752914	755793	758594	757014	754854	753853	354764	356440	357995	357690	357138	356840	398150	399353	400599	399324	397716	397013
	Soltstik																	
	575945	571830	569594	563300	558584	554517	274339	272507	271698	268966	266907	265216	301606	299323	297896	294334	291677	289301
	2733053	2787906	2840871	1966336	1977028	1983969	1356331	1384676	1412272	993360	999428	1006027	1376722	1403230	1428599	972976	977600	977942
	Shylys																	
	1394388	1395466	1396019	1389568	1383745	1378527	663330	664336	664845	662279	659730	657845	731058	731130	731174	727289	724015	720682
	814419	852803	872584	972692	1030577	1078384	393143	411533	420695	468868	495945	517622	421276	441270	451889	503824	534632	560762
	1506899	1641444	1702766	1751308	1801993	1854656	686681	750417	778823	800421	822587	847273	820218	891027	923943	950887	979406	1007383
Shymkent city	-	-	-	912300	952169	1009085	-	-	-	438645	458457	484572	-	-	-	473655	493712	524513
Urban population																		
Republic of Kazakhstan	9433575	9837025	10035577	10331492	10509796	10698208	4421901	4624351	4721539	4866658	4952634	5043591	5011674	5212674	5314038	5464834	5557162	5654617
	346400	347353	351228	348692	348685	348269	162189	162691	164761	163816	164058	164154	184211	184662	186467	184876	184627	184115
	498846	510608	521215	585938	602135	614492	235608	241589	246978	278772	286758	292899	263238	269019	274237	307166	315377	321593
	457747	465755	471018	474717	464453	457411	217860	222034	224700	226924	222279	218989	239887	243721	246318	247793	242174	238422
	265207	274324	283404	318107	325421	330218	126538	131092	135649	152976	156592	159329	138669	143232	147755	165131	168829	170889
	Batys																	
	307093	312408	317342	324459	333263	339259	142076	144787	146775	150289	154791	157973	165017	167621	170567	174170	178472	181286
	436433	442690	449510	448670	443895	447006	206158	209510	212967	212842	210844	212422	230275	233180	236543	235828	233051	234584

Continuation

	Total										Male										Female									
	2014	2015	2016	2017	2018	2019	2020	2021	2022	2023	2014	2015	2016	2017	2018	2019	2020	2021	2022	2023	2014	2015	2016	2017	2018	2019	2020	2021	2022	2023
Karagandy	1077487	1088185	1096741	1098499	1099145	1097418	1097418	1097418	1097418	1097418	500427	505575	510167	511484	512200	511975	511975	511975	511975	511975	577060	582610	586574	587015	586945	585443	585443	585443	585443	585443
Kostanai	454765	460358	467277	468822	472807	475681	475681	475681	475681	475681	207902	210640	214143	215016	217077	218589	218589	218589	218589	218589	246863	249718	253134	253806	255730	257092	257092	257092	257092	257092
Kyzylorda	316721	324986	333687	340834	346193	352020	352020	352020	352020	352020	154598	158877	163159	166695	169484	172683	172683	172683	172683	172683	162123	166109	170528	174139	176709	179337	179337	179337	179337	179337
Mangystau	293110	268107	271572	273540	269243	271054	271054	271054	271054	271054	142820	134280	136252	137277	134926	135489	135489	135489	135489	135489	150290	133827	135320	136263	134317	135565	135565	135565	135565	135565
Pavlodar	524977	529959	534532	534667	533477	532029	532029	532029	532029	532029	241565	244047	246293	246645	246282	245555	245555	245555	245555	245555	283412	285912	288239	288022	287195	286474	286474	286474	286474	286474
Soltustik																														
Kazakhstan	241337	243231	248935	250202	251737	252673	252673	252673	252673	252673	109117	110125	112899	113583	114372	114947	114947	114947	114947	114947	132220	133106	136036	136619	137365	137726	137726	137726	137726	137726
Turkistan*	1069661	1247244	1277777	389740	388845	389401	389401	389401	389401	389401	516636	605821	621920	195535	195345	196306	196306	196306	196306	196306	553025	641423	655857	194205	193500	193095	193095	193095	193095	193095
Shygy																														
Kazakhstan	822473	827570	835989	838305	845758	849152	849152	849152	849152	849152	378583	381333	385358	386870	390637	392814	392814	392814	392814	392814	443890	446237	450631	451435	455121	456338	456338	456338	456338	456338
Nur-Sultan city	814419	852803	872584	972692	1030577	1078384	1078384	1078384	1078384	1078384	393143	411533	420695	468868	495945	517622	517622	517622	517622	517622	421276	441270	451889	503824	534632	560762	560762	560762	560762	560762
Almaty city	1506899	1641444	1702766	1751308	1801993	1854656	1854656	1854656	1854656	1854656	686681	750417	778823	800421	822587	847273	847273	847273	847273	847273	820218	891027	923943	950887	979406	1007383	1007383	1007383	1007383	1007383
Shymkent city	-	-	-	912300	952169	1009085	1009085	1009085	1009085	1009085	-	-	-	438645	458457	484572	484572	484572	484572	484572	-	-	-	-	-	-	-	-	-	-
Rural population																														
Republic of Kazakhstan	7727280	7578690	7634319	7586722	7647541	7697359	7697359	7697359	7697359	7697359	3862712	3788750	3820261	3801820	3838664	3869605	3869605	3869605	3869605	3869605	3864568	3789940	3814058	3784902	3808877	3827754	3827754	3827754	3827754	3827754
Akmola	389212	389207	393192	385677	390257	390318	390318	390318	390318	390318	193087	193033	195010	191448	194177	194365	194365	194365	194365	194365	196125	196174	198182	194229	196080	195953	195953	195953	195953	195953
Aktobe	310139	311949	313593	295741	255576	255145	255145	255145	255145	255145	154687	155657	156566	130264	128429	128312	128312	128312	128312	128312	155452	156292	157027	129477	127147	126833	126833	126833	126833	126833
Almaty	1526825	1456133	1476534	1508748	1552825	1581524	1581524	1581524	1581524	1581524	756692	723490	734235	751122	775844	791190	791190	791190	791190	791190	770133	732643	742299	757626	776981	790334	790334	790334	790334	790334
Atyrau	302624	307065	311107	289421	295263	303573	303573	303573	303573	303573	152064	154336	156601	145923	149092	153162	153162	153162	153162	153162	150560	152729	154506	143498	146171	150411	150411	150411	150411	150411
Batys																														
Kazakhstan	316992	317648	319638	317054	313664	313066	313066	313066	313066	313066	159280	159653	160989	160000	158492	158283	158283	158283	158283	158283	157712	157995	158649	157054	155172	154783	154783	154783	154783	154783
Zhambyl	647936	655799	661239	666637	673323	678434	678434	678434	678434	678434	325067	329245	332334	335169	338753	341815	341815	341815	341815	341815	322869	326554	328905	331468	334570	336619	336619	336619	336619	336619
Karagandy	292171	289936	288069	284235	281392	281114	281114	281114	281114	281114	147011	146056	145385	143659	142323	142248	142248	142248	142248	142248	145160	143880	142684	140576	139069	138866	138866	138866	138866	138866
Kostanai	426203	421211	416529	410312	402809	397114	397114	397114	397114	397114	208177	205918	203883	201459	198166	195773	195773	195773	195773	195773	218026	215293	212646	208853	204643	201341	201341	201341	201341	201341
Kyzylorda	423005	428015	431371	432309	436964	442315	442315	442315	442315	442315	214905	217325	219264	220281	222812	225715	225715	225715	225715	225715	208100	210690	212107	212028	214152	216600	216600	216600	216600	216600
Mangystau	294321	338736	355202	369284	391074	407145	407145	407145	407145	407145	148879	167404	175654	182833	194009	202436	202436	202436	202436	202436	145442	171332	179548	186451	197065	204709	204709	204709	204709	204709
Pavlodar	227937	225834	224062	222347	221377	221824	221824	221824	221824	221824	113199	112393	111702	111045	110856	111285	111285	111285	111285	111285	114738	113441	112360	111302	110521	110539	110539	110539	110539	110539
Soltustik																														
Kazakhstan	334608	328599	320659	313098	306847	301844	301844	301844	301844	301844	165222	162382	158799	155383	152535	150269	150269	150269	150269	150269	169386	166217	161860	157715	154312	151575	151575	151575	151575	151575
Turkistan*	1663392	1540662	1563094	1576596	1588183	1594568	1594568	1594568	1594568	1594568	839695	778855	790352	797825	804083	809721	809721	809721	809721	809721	823697	761807	772742	778771	784100	784847	784847	784847	784847	784847
Shygy																														
Kazakhstan	571915	567896	560030	551263	537987	529375	529375	529375	529375	529375	284747	283003	279487	275409	269093	265031	265031	265031	265031	265031	287168	284893	280543	275854	268894	264344	264344	264344	264344	264344

* Hereinafter data for the beginning of 2014-2016 for the Ontustik Kazakhstan.

3.2 Population by main age groups

at the beginning of the year

	Total			Male			Female		
	0-14	15-64	65+	0-14	15-64	65+	0-14	15-64	65+
Total population									
2014									
Republic of Kazakhstan	4457959	11553669	1149227	2289112	5589021	406480	2168847	5964648	742747
Akmola	165406	507522	62684	84934	248688	21654	80472	258834	41030
Aktobe	203365	559028	46592	104714	269204	16377	98651	289824	30215
Almaty	542518	1320362	121692	278089	648413	48050	264429	671949	73642
Atyrau	171812	369499	26520	88204	181292	9106	83608	188207	17414
Batys Kazakhstan	145729	430498	47858	75164	210040	16152	70565	220458	31706
Zhambyl	336714	687906	59749	172915	336191	22119	163799	351715	37630
Karagandy	301293	948042	120323	154289	453131	40018	147004	494911	80305
Kostanai	170934	623361	86673	87519	299424	29136	83415	323937	57537
Kyzylorda	231754	474405	33567	118896	236982	13625	112858	237423	19942
Mangystau	187520	379087	20824	96681	186987	8031	90839	192100	12793
South-Kazakhstan	938530	1682415	112108	480971	831846	43514	457559	850569	68594
Pavlodar	156809	528409	67696	80541	251667	22556	76268	276742	45140
Soltustik Kazakhstan	115230	400480	60235	59451	195030	19858	55779	205450	40377
Shygys Kazakhstan	290923	969530	133935	149140	468480	45710	141783	501050	88225
Nur-Sultan city	197732	583631	33056	101828	279754	11561	95904	303877	21495
Almaty city	301690	1089494	115715	155776	491892	39013	145914	597602	76702
2015									
Republic of Kazakhstan	4630400	11597179	1188136	2378138	5614025	420938	2252262	5983154	767198
Akmola	168027	504140	64393	86181	247267	22276	81846	256873	42117
Aktobe	212949	561499	48109	109833	270469	16944	103116	291030	31165
Almaty	546156	1255753	119979	280030	618080	47414	266126	637673	72565
Atyrau	180253	373656	27480	92587	183370	9471	87666	190286	18009
Batys Kazakhstan	151070	430095	48891	77959	209943	16538	73111	220152	32353
Zhambyl	348860	687574	62055	179158	336552	23045	169702	351022	39010
Karagandy	308812	945166	124143	158103	452197	41331	150709	492969	82812
Kostanai	173331	619984	88254	88673	298199	29686	84658	321785	58568
Kyzylorda	239640	478317	35044	122931	239153	14118	116709	239164	20926
Mangystau	198717	385809	22317	102454	190687	8543	96263	195122	13774
South-Kazakhstan	971018	1700393	116495	497936	841524	45216	473082	858869	71279
Pavlodar	161287	524677	69829	82937	250341	23162	78350	274336	46667
Soltustik Kazakhstan	115931	394491	61408	59810	192391	20306	56121	202100	41102
Shygys Kazakhstan	298159	960129	137178	152804	464416	47116	145355	495713	90062
Nur-Sultan city	217895	599198	35710	112043	286848	12642	105852	312350	23068
Almaty city	338295	1176298	126851	174699	532588	43130	163596	643710	83721
2016									
Republic of Kazakhstan	4795337	11638091	1236468	2463905	5638785	439110	2331432	5999306	797358
Akmola	171789	506272	66359	88147	248554	23070	83642	257718	43289
Aktobe	222443	562041	50324	114851	270888	17805	107592	291153	32519
Almaty	565664	1256195	125693	290073	619231	49631	275591	636964	76062
Atyrau	188698	377385	28428	96912	185480	9858	91786	191905	18570
Batys Kazakhstan	156362	430690	49928	80695	210193	16876	75667	220497	33052
Zhambyl	359792	685987	64970	184973	336194	24134	174819	349793	40836
Karagandy	316425	939850	128535	161971	450789	42792	154454	489061	85743
Kostanai	175461	617864	90481	89837	297498	30691	85624	320366	59790
Kyzylorda	247221	480562	37275	126978	240513	14932	120243	240049	22343
Mangystau	209906	392718	24150	108299	194373	9234	101607	198345	14916
South-Kazakhstan	1001886	1716308	122677	514029	850682	47561	487857	865626	75116
Pavlodar	165286	521374	71934	84968	249155	23872	80318	272219	48062
Soltustik Kazakhstan	116768	390315	62511	60257	190736	20705	56511	199579	41806
Shygys Kazakhstan	304650	949939	141430	156060	459989	48796	148590	489950	92634
Nur-Sultan city	234818	599691	38075	120693	286472	13530	114125	313219	24545
Almaty city	358168	1210900	133698	185162	548038	45623	173006	662862	88075

Continuation

	Total			Male			Female		
	0-14	15-64	65+	0-14	15-64	65+	0-14	15-64	65+
2017									
Republic of Kazakhstan	4963163	11675181	1279870	2551361	5661782	455335	2411802	6013399	824535
Akmola	171645	494674	68050	88148	243458	23658	83497	251216	44392
Aktobe	231847	561375	52457	119640	270723	18673	112207	290652	33784
Almaty	595169	1258496	129800	305795	621090	51161	289374	637406	78639
Atyrau	197104	381042	29382	101189	187525	10185	95915	193517	19197
Batys Kazakhstan	161153	428973	51387	83260	209587	17442	77893	219386	33945
Zhambyl	367679	680474	67154	188987	334096	24928	178692	346378	42226
Karagandy	321794	928703	132237	164580	446433	44130	157214	482270	88107
Kostanai	176227	610331	92576	90381	294489	31605	85846	315842	60971
Kyzylorda	253425	481032	38686	130306	241260	15410	123119	239772	23276
Mangystau	219652	397445	25727	113303	196988	9819	106349	200457	15908
Pavlodar	168190	514868	73956	86548	246575	24567	81642	268293	49389
Soltustik Kazakhstan	116843	382259	64198	60281	187208	21477	56562	195051	42721
Turkistan	729217	1152508	84611	373834	585466	34060	355383	567042	50551
Shygys Kazakhstan	309546	934506	145516	158788	453227	50264	150758	481279	95252
Nur-Sultan city	268446	662408	41838	137899	316032	14937	130547	346376	26901
Almaty city	376364	1235611	139333	194529	558263	47629	181835	677348	91704
Shymkent city	298862	570476	42962	153893	269362	15390	144969	301114	27572
2018									
Republic of Kazakhstan	5109183	11720086	1328068	2628267	5689271	473760	2480916	6030815	854308
Akmola	175407	493370	70165	90196	243608	24431	85211	249762	45734
Aktobe	240442	562799	54470	124118	271702	19367	116324	291097	35103
Almaty	616829	1264439	136010	317706	626679	53738	299123	637760	82272
Atyrau	204557	385585	30542	105080	189985	10619	99477	195600	19923
Batys Kazakhstan	165862	428421	52644	85873	209468	17942	79989	218953	34702
Zhambyl	372094	675527	69597	191269	332522	25806	180825	343005	43791
Karagandy	324951	920194	135392	166132	443078	45313	158819	477116	90079
Kostanai	176474	604143	94999	90557	292108	32578	85917	312035	62421
Kyzylorda	259722	482967	40468	133667	242537	16092	126055	240430	24376
Mangystau	229098	403679	27540	118322	200140	10473	110776	203539	17067
Pavlodar	169913	509409	75532	87493	244537	25108	82420	264872	50424
Soltustik Kazakhstan	116454	376083	66047	60084	184554	22269	56370	191529	43778
Turkistan	737082	1151942	88004	378106	585914	35408	358976	566028	52596
Shygys Kazakhstan	313304	920633	149808	160761	447019	51950	152543	473614	97858
Nur-Sultan city	292449	692178	45950	150287	329198	16460	142162	362980	29490
Almaty city	397190	1259412	145391	205197	567643	49747	191993	691769	95644
Shymkent city	317355	589305	45509	163419	278579	16459	153936	310726	29050
2019									
Republic of Kazakhstan	5249832	11768164	1377571	2701489	5719051	492656	2548343	6049113	884915
Akmola	176844	490291	71452	90871	242709	24939	85973	247582	46513
Aktobe	248906	563899	56832	128485	272460	20266	120421	291439	36566
Almaty	633290	1263988	141657	325880	628228	56071	307410	635760	85586
Atyrau	211803	389991	31997	108791	192459	11241	103012	197532	20756
Batys Kazakhstan	170151	427787	54387	88173	209523	18560	81978	218264	35827
Zhambyl	378312	674886	72242	194506	332940	26791	183806	341946	45451
Karagandy	327176	912770	138586	167480	440482	46261	159696	472288	92325
Kostanai	176510	599198	97087	90610	290312	33440	85900	308886	63647
Kyzylorda	265881	485916	42538	137042	244514	16842	128839	241402	25696
Mangystau	238772	409942	29485	123466	203189	11270	115306	206753	18215
Pavlodar	171579	505085	77189	88253	242907	25680	83326	262178	51509
Soltustik Kazakhstan	115741	371313	67463	59660	182692	22864	56081	188621	44599
Turkistan	749928	1142072	91969	385139	583900	36988	364789	558172	54981
Shygys Kazakhstan	316028	908325	154174	162389	441845	53611	153639	466480	100563
Nur-Sultan city	315104	712275	51005	161871	337449	18302	153233	374826	32703
Almaty city	419376	1284058	151222	216701	578609	51963	202675	705449	99259

	Total			Male			Female		
	0-14	15-64	65+	0-14	15-64	65+	0-14	15-64	65+
Shymkent city	334431	626368	48286	172172	294833	17567	162259	331535	30719
Urban population									
2014									
Republic of Kazakhstan	2249090	6507943	676542	1156794	3039464	225643	1092296	3468479	450899
Akmola	76763	239327	30310	39528	112784	9877	37235	126543	20433
Aktobe	120636	349878	28332	62206	163922	9480	58430	185956	18852
Almaty	123778	302094	31875	63568	142565	11727	60210	159529	20148
Atyrau	79379	173834	11994	40604	81932	4002	38775	91902	7992
Batys Kazakhstan	68516	213926	24651	35252	98866	7958	33264	115060	16693
Zhambyl	127541	282878	26014	65713	131430	9015	61828	151448	16999
Karagandy	229615	749899	97973	117711	351247	31469	111904	398652	66504
Kostanai	82865	322425	49475	42652	149376	15874	40213	173049	33601
Kyzylorda	97731	205622	13368	50199	99387	5012	47532	106235	8356
Mangystau	87908	193783	11419	45339	93348	4133	42569	100435	7286
South-Kazakhstan	348818	674914	45929	179156	320942	16538	169662	353972	29391
Pavlodar	103856	373119	48002	53145	172949	15471	50711	200170	32531
Soltustik Kazakhstan	43503	170687	27147	22497	78361	8259	21006	92326	18888
Shygys Kazakhstan	158759	582432	81282	81620	270709	26254	77139	311723	55028
Nur-Sultan city	197732	583631	33056	101828	279754	11561	95904	303877	21495
Almaty city	301690	1089494	115715	155776	491892	39013	145914	597602	76702
2015									
Republic of Kazakhstan	2429914	6694028	713083	1251180	3134296	238875	1178734	3559732	474208
Akmola	79147	236978	31228	40691	111804	10196	38456	125174	21032
Aktobe	128524	352686	29398	66428	165278	9883	62096	187408	19515
Almaty	130085	302786	32884	66792	143135	12107	63293	159651	20777
Atyrau	84821	177010	12493	43441	83450	4201	41380	93560	8292
Batys Kazakhstan	72031	215062	25315	37120	99498	8169	34911	115564	17146
Zhambyl	133049	282589	27052	68528	131547	9435	64521	151042	17617
Karagandy	237131	749936	101118	121558	351574	32443	115573	398362	68675
Kostanai	86385	323250	50723	44461	149929	16250	41924	173321	34473
Kyzylorda	102880	208010	14096	52853	100830	5194	50027	107180	8902
Mangystau	81981	174941	11185	43527	86751	4002	38454	88190	7183
South-Kazakhstan	418912	774539	53793	215329	370907	19585	203583	403632	34208
Pavlodar	107820	372306	49833	55260	172748	16039	52560	199558	33794
Soltustik Kazakhstan	45355	169855	28021	23472	78118	8535	21883	91737	19486
Shygys Kazakhstan	165603	578584	83383	84978	269291	27064	80625	309293	56319
Nur-Sultan city	217895	599198	35710	112043	286848	12642	105852	312350	23068
Almaty city	338295	1176298	126851	174699	532588	43130	163596	643710	83721
2016									
Republic of Kazakhstan	2549669	6742147	743761	1313287	3158633	249619	1236382	3583514	494142
Akmola	81707	237225	32296	42092	112123	10546	39615	125102	21750
Aktobe	136428	353818	30969	70581	165889	10508	65847	187929	20461
Almaty	135612	301090	34316	69619	142505	12576	65993	158585	21740
Atyrau	90335	180104	12965	46209	85058	4382	44126	95046	8583
Batys Kazakhstan	75419	216001	25922	38855	99627	8293	36564	116374	17629
Zhambyl	138803	282314	28393	71664	131422	9881	67139	150892	18512
Karagandy	244559	747428	104754	125282	351278	33607	119277	396150	71147
Kostanai	89907	325222	52148	46321	151024	16798	43586	174198	35350
Kyzylorda	108529	210069	15089	55807	101779	5573	52722	108290	9516
Mangystau	85724	173838	12010	45428	86529	4295	40296	87309	7715
South-Kazakhstan	438023	783078	56676	225337	375915	20668	212686	407163	36008
Pavlodar	111440	371535	51557	57080	172611	16602	54360	198924	34955
Soltustik Kazakhstan	47692	172462	28781	24705	79429	8765	22987	93033	20016
Shygys Kazakhstan	172505	577372	86112	88452	268934	27972	84053	308438	58140
Nur-Sultan city	234818	599691	38075	120693	286472	13530	114125	313219	24545
Almaty city	358168	1210900	133698	185162	548038	45623	173006	662862	88075

Continuation

	Total			Male			Female		
	0-14	15-64	65+	0-14	15-64	65+	0-14	15-64	65+
2017									
Republic of Kazakhstan	2698879	6855374	777239	1389910	3215483	261265	1308969	3639891	515974
Akmola	82732	232737	33223	42664	110352	10800	40068	122385	22423
Aktobe	159913	390111	35914	82639	183683	12450	77274	206428	23464
Almaty	142014	297459	35244	72915	141159	12850	69099	156300	22394
Atyrau	104653	198890	14564	53644	94434	4898	51009	104456	9666
Batys Kazakhstan	79988	217632	26839	41234	100488	8567	38754	117144	18272
Zhambyl	142002	277360	29308	73188	129494	10160	68814	147866	19148
Karagandy	250502	740166	107831	128142	348701	34641	122360	391465	73190
Kostanai	92340	322940	53542	47523	150191	17302	44817	172749	36240
Kyzylorda	113445	211539	15850	58306	102604	5785	55139	108935	10065
Mangystau	89392	171555	12593	47176	85571	4530	42216	85984	8063
Pavlodar	114102	367405	53160	58594	170950	17101	55508	196455	36059
Soltustik Kazakhstan	48972	171233	29997	25377	78981	9225	23595	92252	20772
Turkistan	156977	216633	16130	80780	108607	6148	76197	108026	9982
Shygys Kazakhstan	178175	571219	88911	91407	266611	28852	86768	304608	60059
Nur-Sultan city	268446	662408	41838	137899	316032	14937	130547	346376	26901
Almaty city	376364	1235611	139333	194529	558263	47629	181835	677348	91704
Shymkent city	298862	570476	42962	153893	269362	15390	144969	301114	27572
2018									
Republic of Kazakhstan	2800649	6901015	808132	1442190	3238439	272005	1358459	3662576	536127
Akmola	84228	230223	34234	43474	109476	11108	40754	120747	23126
Aktobe	168677	395730	37728	87249	186447	13062	81428	209283	24666
Almaty	142020	286230	36203	72757	136381	13141	69263	149849	23062
Atyrau	109045	201138	15238	55924	95526	5142	53121	105612	10096
Batys Kazakhstan	84743	220745	27775	43775	102104	8912	40968	118641	18863
Zhambyl	143138	270474	30283	73659	126709	10476	69479	143765	19807
Karagandy	253996	734788	110361	129837	346853	35510	124159	387935	74851
Kostanai	94369	323160	55278	48581	150592	17904	45788	172568	37374
Kyzylorda	117068	212406	16719	60115	103290	6079	56953	109116	10640
Mangystau	88738	167424	13081	46774	83441	4711	41964	83983	8370
Pavlodar	115113	363888	54476	59171	169652	17459	55942	194236	37017
Soltustik Kazakhstan	49855	170647	31235	25790	78936	9646	24065	91711	21589
Turkistan	159102	213187	16556	81984	107098	6263	77118	106089	10293
Shygys Kazakhstan	183563	570080	92115	94197	266514	29926	89366	303566	62189
Nur-Sultan city	292449	692178	45950	150287	329198	16460	142162	362980	29490
Almaty city	397190	1259412	145391	205197	567643	49747	191993	691769	95644
Shymkent city	317355	589305	45509	163419	278579	16459	153936	310726	29050
2019									
Republic of Kazakhstan	2902910	6955367	839931	1495202	3265237	283152	1407708	3690130	556779
Akmola	85426	227928	34915	44101	108741	11312	41325	119187	23603
Aktobe	176540	398372	39580	91360	187790	13749	85180	210582	25831
Almaty	143306	277109	36996	73339	132275	13375	69967	144834	23621
Atyrau	112477	201880	15861	57792	96149	5388	54685	105731	10473
Batys Kazakhstan	89065	221364	28830	46049	102696	9228	43016	118668	19602
Zhambyl	146907	268674	31425	75555	126012	10855	71352	142662	20570
Karagandy	256584	727853	112981	131323	344418	36234	125261	383435	76747
Kostanai	96177	322770	56734	49421	150748	18420	46756	172022	38314
Kyzylorda	120701	213661	17658	62096	104170	6417	58605	109491	11241
Mangystau	89632	167604	13818	47191	83292	5006	42441	84312	8812
Pavlodar	116286	359859	55884	59729	167937	17889	56557	191922	37995
Soltustik Kazakhstan	50499	169958	32216	26085	78843	10019	24414	91115	22197
Turkistan	162481	209785	17135	83710	106143	6453	78771	103642	10682
Shygys Kazakhstan	187918	565849	95385	96707	265132	30975	91211	300717	64410
Nur-Sultan city	315104	712275	51005	161871	337449	18302	153233	374826	32703
Almaty city	419376	1284058	151222	216701	578609	51963	202675	705449	99259
Shymkent city	334431	626368	48286	172172	294833	17567	162259	331535	30719

	Total			Male			Female		
	0-14	15-64	65+	0-14	15-64	65+	0-14	15-64	65+
Rural population									
2014									
Republic of Kazakhstan	2208869	5045726	472685	1132318	2549557	180837	1076551	2496169	291848
Akmola	88643	268195	32374	45406	135904	11777	43237	132291	20597
Aktobe	82729	209150	18260	42508	105282	6897	40221	103868	11363
Almaty	418740	1018268	89817	214521	505848	36323	204219	512420	53494
Atyrau	92433	195665	14526	47600	99360	5104	44833	96305	9422
Batys Kazakhstan	77213	216572	23207	39912	111174	8194	37301	105398	15013
Zhambyl	209173	405028	33735	107202	204761	13104	101971	200267	20631
Karagandy	71678	198143	22350	36578	101884	8549	35100	96259	13801
Kostanai	88069	300936	37198	44867	150048	13262	43202	150888	23936
Kyzylorda	134023	268783	20199	68697	137595	8613	65326	131188	11586
Mangystau	99612	185304	9405	51342	93639	3898	48270	91665	5507
South-Kazakhstan	589712	1007501	66179	301815	510904	26976	287897	496597	39203
Pavlodar	52953	155290	19694	27396	78718	7085	25557	76572	12609
Soltustik Kazakhstan	71727	229793	33088	36954	116669	11599	34773	113124	21489
Shygyz Kazakhstan	132164	387098	52653	67520	197771	19456	64644	189327	33197
2015									
Republic of Kazakhstan	2200486	4903151	475053	1126958	2479729	182063	1073528	2423422	292990
Akmola	88880	267162	33165	45490	135463	12080	43390	131699	21085
Aktobe	84425	208813	18711	43405	105191	7061	41020	103622	11650
Almaty	416071	952967	87095	213238	474945	35307	202833	478022	51788
Atyrau	95432	196646	14987	49146	99920	5270	46286	96726	9717
Batys Kazakhstan	79039	215033	23576	40839	110445	8369	38200	104588	15207
Zhambyl	215811	404985	35003	110630	205005	13610	105181	199980	21393
Karagandy	71681	195230	23025	36545	100623	8888	35136	94607	14137
Kostanai	86946	296734	37531	44212	148270	13436	42734	148464	24095
Kyzylorda	136760	270307	20948	70078	138323	8924	66682	131984	12024
Mangystau	116736	210868	11132	58927	103936	4541	57809	106932	6591
South-Kazakhstan	552106	925854	62702	282607	470617	25631	269499	455237	37071
Pavlodar	53467	152371	19996	27677	77593	7123	25790	74778	12873
Soltustik Kazakhstan	70576	224636	33387	36338	114273	11771	34238	110363	21616
Shygyz Kazakhstan	132556	381545	53795	67826	195125	20052	64730	186420	33743
2016									
Republic of Kazakhstan	2245668	4895944	492707	1150618	2480152	189491	1095050	2415792	303216
Akmola	90082	269047	34063	46055	136431	12524	44027	132616	21539
Aktobe	86015	208223	19355	44270	104999	7297	41745	103224	12058
Almaty	430052	955105	91377	220454	476726	37055	209598	478379	54322
Atyrau	98363	197281	15463	50703	100422	5476	47660	96859	9987
Batys Kazakhstan	80943	214689	24006	41840	110566	8583	39103	104123	15423
Zhambyl	220989	403673	36577	113309	204772	14253	107680	198901	22324
Karagandy	71866	192422	23781	36689	99511	9185	35177	92911	14596
Kostanai	85554	292642	38333	43516	146474	13893	42038	146168	24440
Kyzylorda	138692	270493	22186	71171	138734	9359	67521	131759	12827
Mangystau	124182	218880	12140	62871	107844	4939	61311	111036	7201
South-Kazakhstan	563863	933230	66001	288692	474767	26893	275171	458463	39108
Pavlodar	53846	149839	20377	27888	76544	7270	25958	73295	13107
Soltustik Kazakhstan	69076	217853	33730	35552	111307	11940	33524	106546	21790
Shygyz Kazakhstan	132145	372567	55318	67608	191055	20824	64537	181512	34494
2017									
Republic of Kazakhstan	2264284	4819807	502631	1161451	2446299	194070	1102833	2373508	308561
Akmola	88913	261937	34827	45484	133106	12858	43429	128831	21969
Aktobe	71934	171264	16543	37001	87040	6223	34933	84224	10320
Almaty	453155	961037	94556	232880	479931	38311	220275	481106	56245
Atyrau	92451	182152	14818	47545	93091	5287	44906	89061	9531
Batys Kazakhstan	81165	211341	24548	42026	109099	8875	39139	102242	15673

Continuation

	Total			Male			Female		
	0-14	15-64	65+	0-14	15-64	65+	0-14	15-64	65+
Zhambyl	225677	403114	37846	115799	204602	14768	109878	198512	23078
Karagandy	71292	188537	24406	36438	97732	9489	34854	90805	14917
Kostanai	83887	287391	39034	42858	144298	14303	41029	143093	24731
Kyzylorda	139980	269493	22836	72000	138656	9625	67980	130837	13211
Mangystau	130260	225890	13134	66127	111417	5289	64133	114473	7845
Pavlodar	54088	147463	20796	27954	75625	7466	26134	71838	13330
Soltustik Kazakhstan	67871	211026	34201	34904	108227	12252	32967	102799	21949
Turkistan	572240	935875	68481	293054	476859	27912	279186	459016	40569
Shygys Kazakhstan	131371	363287	56605	67381	186616	21412	63990	176671	35193
2018									
Republic of Kazakhstan	2308534	4819071	519936	1186077	2450832	201755	1122457	2368239	318181
Akmola	91179	263147	35931	46722	134132	13323	44457	129015	22608
Aktobe	71765	167069	16742	36869	85255	6305	34896	81814	10437
Almaty	474809	978209	99807	244949	490298	40597	229860	487911	59210
Atyrau	95512	184447	15304	49156	94459	5477	46356	89988	9827
Batys Kazakhstan	81119	207676	24869	42098	107364	9030	39021	100312	15839
Zhambyl	228956	405053	39314	117610	205813	15330	111346	199240	23984
Karagandy	70955	185406	25031	36295	96225	9803	34660	89181	15228
Kostanai	82105	280983	39721	41976	141516	14674	40129	139467	25047
Kyzylorda	142654	270561	23749	73552	139247	10013	69102	131314	13736
Mangystau	140360	236255	14459	71548	116699	5762	68812	119556	8697
Pavlodar	54800	145521	21056	28322	74885	7649	26478	70636	13407
Soltustik Kazakhstan	66599	205436	34812	34294	105618	12623	32305	99818	22189
Turkistan	577980	938755	71448	296122	478816	29145	281858	459939	42303
Shygys Kazakhstan	129741	350553	57693	66564	180505	22024	63177	170048	35669
2019									
Republic of Kazakhstan	2346922	4812797	537640	1206287	2453814	209504	1140635	2358983	328136
Akmola	91418	262363	36537	46770	133968	13627	44648	128395	22910
Aktobe	72366	165527	17252	37125	84670	6517	35241	80857	10735
Almaty	489984	986879	104661	252541	495953	42696	237443	490926	61965
Atyrau	99326	188111	16136	50999	96310	5853	48327	91801	10283
Batys Kazakhstan	81086	206423	25557	42124	106827	9332	38962	99596	16225
Zhambyl	231405	406212	40817	118951	206928	15936	112454	199284	24881
Karagandy	70592	184917	25605	36157	96064	10027	34435	88853	15578
Kostanai	80333	276428	40353	41189	139564	15020	39144	136864	25333
Kyzylorda	145180	272255	24880	74946	140344	10425	70234	131911	14455
Mangystau	149140	242338	15667	76275	119897	6264	72865	122441	9403
Pavlodar	55293	145226	21305	28524	74970	7791	26769	70256	13514
Soltustik Kazakhstan	65242	201355	35247	33575	103849	12845	31667	97506	22402
Turkistan	587447	932287	74834	301429	477757	30535	286018	454530	44299
Shygys Kazakhstan	128110	342476	58789	65682	176713	22636	62428	165763	36153

3.3 Dependency ratio

at the beginning of the year, per 1000 people of working age

	Younger and older than working age						Younger than working age						Older than working age						
	2014	2015	2016	2017	2018	2019	2014	2015	2016	2017	2018	2019	2014	2015	2016	2017	2018	2019	
Republic of Kazakhstan	Total population																		
	604	623	644	665	687	692	438	452	467	482	496	505	166	171	177	184	191	187	
	585	598	614	634	654	652	377	383	392	402	414	418	207	214	221	233	241	234	
	552	572	597	623	650	661	411	426	445	463	482	495	141	146	153	160	168	166	
	617	649	675	707	734	744	463	489	508	534	553	566	154	160	167	173	181	178	
	645	667	692	718	742	749	522	540	560	581	598	609	123	127	132	138	144	140	
	567	585	605	629	654	660	385	398	412	428	444	454	181	187	193	201	210	206	
	704	729	755	781	805	808	554	574	594	613	628	635	150	155	161	169	177	173	
	578	593	611	630	650	649	366	376	386	397	408	412	212	218	224	233	242	237	
	540	553	567	582	599	596	316	322	329	335	341	342	223	230	238	247	258	254	
	679	694	714	734	754	758	554	565	580	594	608	615	125	128	134	140	146	143	
	655	679	707	733	760	772	553	573	596	616	636	649	102	106	111	117	124	123	
	549	568	587	608	631	632	340	351	363	374	385	390	210	217	224	234	245	241	
	586	605	626	647	667	662	336	344	352	361	368	367	250	261	273	286	299	294	
	743	762	781	847	862	876	628	643	658	718	727	743	115	119	123	129	134	133	
	576	597	619	643	669	671	346	358	371	383	396	403	230	239	248	260	272	269	
	469	501	538	553	580	605	371	397	428	443	463	485	99	103	110	110	117	120	
	Almaty city	484	498	508	521	539	544	310	323	332	340	353	364	173	175	177	181	186	180
	Shymkent city	-	-	-	716	739	721	-	-	-	586	605	594	-	-	-	130	135	126
	Republic of Kazakhstan	Urban population																	
564		587	610	633	656	662	390	409	427	444	460	470	174	178	183	189	197	192	
585		607	629	654	678	680	369	383	396	410	424	432	216	224	233	244	254	248	
525		550	581	616	645	660	386	406	430	457	478	495	139	144	151	159	167	164	
642		670	703	741	780	802	464	486	511	541	566	588	178	184	192	200	214	214	
632		661	691	722	748	759	510	534	560	588	607	622	122	127	131	134	141	137	
549		569	591	620	650	667	361	375	392	414	436	456	188	193	199	206	215	211	
675		703	734	766	802	815	512	535	559	581	606	622	162	168	175	185	196	193	
570		586	605	625	645	646	352	363	375	387	398	404	218	223	230	238	247	242	
538		556	574	594	614	614	295	306	318	328	338	343	243	250	256	265	276	271	
654		677	705	735	762	770	535	554	577	600	619	631	119	123	128	135	143	139	
621		642	680	721	746	747	509	522	552	584	600	602	112	120	128	137	146	145	
528		547	566	589	611	613	317	330	342	354	364	369	211	218	224	235	247	244	
562		586	605	628	649	646	295	309	321	333	342	345	267	278	283	295	307	301	
699		729	755	962	997	1022	580	607	628	851	854	878	119	122	127	144	145	144	
Shygyys Kazakhstan		544	567	590	614	640	646	313	328	343	357	372	381	231	239	247	257	268	265

Continuation

	Younger and older than working age							Younger than working age							Older than working age						
	2014	2015	2016	2017	2018	2019	2020	2014	2015	2016	2017	2018	2019	2020	2014	2015	2016	2017	2018	2019	2020
Nur-Sultan city	469	501	538	553	580	605	735	498	510	523	536	549	556	556	156	162	169	176	183	179	179
Almaty city	484	498	508	521	539	544	544	310	323	332	340	353	364	364	173	175	177	181	186	180	180
Shymkent city	-	-	-	716	739	721	721	-	-	-	586	605	594	594	-	-	-	130	135	126	126
Rural population																					
Republic of Kazakhstan	655	672	691	712	732	735	735	498	510	523	536	549	556	556	156	162	169	176	183	179	179
Akmola	584	590	601	617	634	627	627	385	384	389	394	405	405	405	199	206	212	223	229	222	222
Aktobe	597	609	625	640	661	664	664	452	459	469	477	490	496	496	145	150	156	162	171	168	168
Almaty	610	642	666	697	720	728	728	462	490	507	532	549	560	560	147	152	159	165	171	168	168
Atyrau	656	673	694	714	735	739	739	532	545	560	573	588	596	596	124	128	134	141	148	144	144
Batys Kazakhstan	585	601	620	639	658	653	653	410	420	432	443	452	453	453	174	180	188	197	206	201	201
Zhambyl	724	747	770	792	807	804	804	583	601	618	634	643	644	644	141	146	151	158	164	159	159
Karagandy	608	621	635	651	671	663	663	420	424	431	437	446	444	444	189	197	205	214	225	219	219
Kostanai	541	549	560	569	581	575	575	339	340	341	342	343	341	341	202	209	218	227	238	234	234
Kyzylorda	698	707	721	734	748	748	748	569	574	582	589	599	602	602	129	133	139	145	149	146	146
Mangystau	690	710	729	742	770	789	789	599	616	630	640	661	681	681	91	95	98	102	109	108	108
Pavlodar	600	618	639	657	679	677	677	393	403	415	425	438	443	443	207	214	224	232	241	234	234
Soltustik Kazakhstan	604	619	642	662	683	675	675	366	370	377	383	390	387	387	238	249	265	278	293	288	288
Turkistan*	773	790	804	820	831	844	844	661	673	683	694	700	713	713	112	116	121	126	132	131	131
Shygys Kazakhstan	625	643	665	687	716	714	714	397	405	414	424	437	439	439	228	238	251	264	279	275	275

3.4 Population structure by gender and age groups

Republic of Kazakhstan

at the beginning of the year, people

Age	Total							Male							Female						
	2014	2015	2016	2017	2018	2019	2020	2014	2015	2016	2017	2018	2019	2020	2014	2015	2016	2017	2018	2019	2020
Total population																					
Total	17160855	17415715	17669896	17918214	18157337	18395567	8284613	8413101	8541800	8668478	8791298	8913196	8876242	9002614	9128096	9249736	9366039	9482371	9482371	9482371	9482371
0	383359	396012	395272	397737	387374	394539	197648	203867	203441	205505	200101	203337	185711	192145	191831	192232	187273	191202	191202	191202	191202
1 - 4	1453721	1485023	1517500	1543740	1564357	1568369	746919	763070	780300	793867	806175	808665	706802	721953	737200	749873	758182	759704	759704	759704	759704
5 - 9	1478425	1559581	1648816	1723123	1789032	1821346	759891	801504	847231	885287	918598	936274	718534	758077	801585	837836	870434	885072	885072	885072	885072
10 - 14	1142454	1189784	1233749	1298563	1368420	1465578	584654	609697	632933	666702	703393	753213	557800	580087	600816	631861	665027	712365	712365	712365	712365
15 - 19	1229084	1168135	1132504	1109500	1115277	1133899	627484	596777	578607	567277	570446	580061	601600	571358	553897	542223	544831	553838	553838	553838	553838
20 - 24	1549822	1495884	1425995	1357903	1283841	1221058	776475	753705	722871	690952	653808	622337	773347	742179	703124	666951	630033	598721	598721	598721	598721
25 - 29	1593906	1623265	1641772	1625069	1590924	1537991	789199	802155	811266	803792	789976	768741	804707	821110	830506	821277	800948	769250	769250	769250	769250

Age	Total						Male						Female					
	2014	2015	2016	2017	2018	2019	2014	2015	2016	2017	2018	2019	2014	2015	2016	2017	2018	2019
30 - 34	1323544	1365671	1402714	1462406	1519168	1569963	655888	677080	694373	723674	751594	775041	667656	688591	708341	738732	767574	794922
35 - 39	1195840	1209497	1231088	1242212	1268671	1294221	583504	591720	604155	610981	624575	638200	612336	617777	626933	631231	644096	656021
40 - 44	1112470	1127824	1132747	1145101	1150319	1164381	537098	544422	545522	551728	555770	563949	575372	583402	587225	593373	594549	600432
45 - 49	1041247	1032609	1042224	1053179	1069994	1079851	495457	491496	498224	503869	511157	515780	545790	541113	544000	549310	558837	564071
50 - 54	1055738	1063564	1047487	1033499	1015439	1002994	491476	496557	488308	482777	475906	470589	564262	567007	559179	550722	539533	532405
55 - 59	825244	859873	914207	952156	981554	999986	369237	385710	412663	431261	445474	455448	456007	474163	501544	520895	536080	544538
60 - 64	626774	650857	667353	694156	724899	763820	263203	274403	282796	295471	310565	328905	363571	376454	384557	398685	414334	434915
65 - 69	358107	419867	479914	513392	536004	558071	142983	166694	189463	202643	211610	221184	215124	253173	290451	310749	324394	336887
70 - 74	328949	280668	243035	240450	261060	303652	118531	101678	89079	88761	97417	112335	210418	178990	153956	151689	163643	191317
75 - 79	268454	293740	311635	305594	289320	253099	91352	98305	103653	100584	94004	82267	177102	195435	207982	205010	195316	170832
80 - 84	114671	112651	115364	136289	155625	179035	33872	33767	34512	41164	47442	53890	80799	78884	80852	95125	108183	125145
85 - 89	62444	62160	66348	62242	62747	58146	15619	15604	17053	16133	16574	15539	46825	46556	49295	46109	46173	42607
90 - 94	13355	15837	16668	18236	19155	20899	3147	3807	4119	4663	5046	5497	10208	12030	12549	13573	14109	15402
95 - 99	2276	2186	2740	2954	3262	3628	633	707	912	1035	1212	1394	1643	1479	1828	1919	2050	2234
100+	971	1027	764	713	895	1041	343	376	319	352	455	550	628	651	445	361	440	491
Total	9433575	9837025	10035577	10331492	10509796	10698208	4421901	4624351	4721539	4866658	4952634	5043591	5011674	5212674	5314038	5464834	5557162	5654617
0	206848	220061	223866	230478	223769	230441	106698	113585	115422	118965	115540	118891	100150	106476	108444	111513	108229	111550
1 - 4	773830	814834	841436	873448	889374	896841	397884	419368	433297	449737	458760	462544	375946	395466	408139	423711	430614	434297
5 - 9	727156	809233	869791	933205	983045	1016687	374065	416841	448241	480697	505362	523352	353091	392392	421550	452508	477683	493335
10 - 14	541256	585786	614576	661748	704461	758941	278147	301386	316327	340511	362528	390415	263109	284400	298249	321237	341933	368526
15 - 19	589475	579416	568473	570369	576533	594235	299104	294618	289044	290745	294690	304124	290371	284798	279429	279624	281843	290111
20 - 24	899673	863844	802037	762983	716260	687625	431024	418580	393047	376632	353628	339332	468649	445264	408990	386351	362632	348293
25 - 29	941232	998000	1029728	1041071	1021393	974908	451303	476446	488778	492918	484318	465008	489929	521554	540950	548153	537075	509900
30 - 34	766873	815208	841172	890617	934969	980668	370973	394674	405931	429163	450168	469401	395900	420534	435241	461454	484801	511267
35 - 39	677267	705756	724655	743744	763650	782810	319435	335203	346352	356636	366976	376832	357832	370553	378303	387108	396674	405978
40 - 44	628431	652318	655960	670687	674474	685403	291857	303006	303907	311390	314119	320500	336574	349312	352053	359297	360355	364903
45 - 49	579841	590055	599061	613523	625342	632332	264313	269994	275571	282729	287272	289904	315528	320061	323490	330794	338070	342428
50 - 54	594551	610598	600708	596584	586192	579954	266099	274361	268939	267601	263291	260192	328452	336237	331769	328983	322901	319762
55 - 59	467479	496427	528836	556729	574129	584494	200220	213639	229124	242046	249681	254984	267259	282788	299712	314683	324448	329510
60 - 64	363121	382406	391517	409067	428073	452938	145136	153775	157940	165623	174296	184960	217985	228631	233577	243444	253777	267978
65 - 69	212160	254392	290771	312903	325963	338576	80491	96070	109121	117399	121981	127238	131669	158322	181650	195504	203982	211338
70 - 74	187906	162452	141605	143076	159505	187929	63767	55748	49122	50107	56465	65673	124139	106704	92483	92969	103040	122256
75 - 79	158769	176597	186327	185115	173401	151346	50596	55377	58059	57001	52703	46086	108173	121220	128268	128114	120698	105260
80 - 84	70221	69481	71823	83673	96170	110560	19691	19830	20301	23767	27293	30888	50530	49651	51522	59906	68877	79672

Continuation

Age	Total					Male					Female							
	2014	2015	2016	2017	2018	2019	2014	2015	2016	2017	2018	2019	2014	2015	2016	2017	2018	2019
85 - 89	38141	39154	41514	39639	39511	36829	8882	9183	10147	9752	9955	9422	29259	29971	31367	29887	29556	27407
90 - 94	7752	9364	9931	10864	11493	12323	1734	2119	2244	2515	2781	2904	6018	7245	7687	8349	8712	9419
95 - 99	1133	1076	1408	1609	1651	1892	309	330	471	563	611	691	824	746	937	1046	1040	1201
100+	460	567	382	360	438	476	173	218	154	161	216	250	287	349	228	199	222	226
Rural population																		
Total	7727280	7578690	7634319	7586722	7647541	7697359	3862712	3788750	3820261	3801820	3838664	3869605	3864568	3789940	3814058	3784902	3808877	3827755
0	176511	175951	171406	167259	163605	164098	90950	90282	88019	86540	84561	84446	85561	85669	83387	80719	79044	79652
1 - 4	679891	670189	676064	670292	674983	671528	349035	343702	347003	344130	347415	346121	330856	326487	329061	326162	327568	325407
5 - 9	751269	750348	779025	789918	805987	804659	385826	384663	398990	404590	413236	412922	365443	365685	380035	385328	392751	391737
10 - 14	601198	603998	619173	636815	663959	706637	306507	308311	316606	326191	340865	362798	294691	295687	302567	310624	323094	343839
15 - 19	639609	588719	564031	539131	538744	539664	328380	302159	289563	276532	275756	275937	311229	286560	274468	262599	262988	263727
20 - 24	650149	632040	623958	594920	567581	533433	345451	335125	329824	314320	300180	283005	304698	296915	294134	280600	267401	250428
25 - 29	652674	625265	612044	583998	569531	563083	337896	325709	322488	310874	305658	303733	314778	299556	289556	273124	263873	259350
30 - 34	556671	550463	561542	571789	584199	589295	284915	282406	288442	294511	301426	305640	271756	268057	273100	277278	282773	283655
35 - 39	518573	503741	506433	498468	505021	511411	264069	256517	257803	254345	257599	261368	254504	247224	248630	244123	247422	250043
40 - 44	484039	475506	476787	474414	475845	478978	245241	241416	241615	240338	241651	243449	238798	234090	235172	234076	234194	235529
45 - 49	461406	442554	443163	439656	444652	447519	231144	221502	222653	221140	223885	225876	230262	221052	220510	218516	220767	221643
50 - 54	461187	452966	446779	436915	429247	423040	225377	222196	219369	215176	212615	210397	235810	230770	227410	221739	216632	212643
55 - 59	357765	363446	385371	395427	407425	415492	169017	172071	183539	189215	195793	200464	188748	191375	201832	206212	211632	215028
60 - 64	263653	268451	275836	285089	296826	310882	118067	120628	124856	129848	136269	143945	145586	147823	150980	155241	160557	166937
65 - 69	145947	165475	189143	200489	210041	219495	62492	70624	80342	85244	89629	93946	83455	94851	108801	115245	120412	125549
70 - 74	141043	118216	101430	97374	101555	115723	54764	45930	39957	38654	40952	46662	86279	72286	61473	58720	60603	69061
75 - 79	109685	117143	125308	120479	115919	101753	40756	42928	45594	43583	41301	36181	68929	74215	79714	76896	74618	65572
80 - 84	44450	43170	43541	52616	59455	68475	14181	13937	14211	17397	20149	23002	30269	29233	29330	35219	39306	45473
85 - 89	24303	23006	24834	22603	23236	21317	6737	6421	6906	6381	6619	6117	17566	16585	17928	16222	16617	15200
90 - 94	5603	6473	6737	7372	7662	8576	1413	1688	1875	2148	2265	2593	4190	4785	4862	5224	5397	5983
95 - 99	1143	1110	1332	1345	1611	1736	324	377	441	472	601	703	819	733	891	873	1010	1033
100+	511	460	382	353	457	565	170	158	165	191	239	300	341	302	217	162	218	265

Akmola

at the beginning of the year, people

Age	Total						Male						Female					
	2014	2015	2016	2017	2018	2019	2014	2015	2016	2017	2018	2019	2014	2015	2016	2017	2018	2019
Total	735612	736560	744420	734369	738942	738587	355276	355724	359771	355264	358235	358519	380336	380836	384649	379105	380707	380068
0	12697	12661	12650	12111	12226	12286	6523	6469	6510	6265	6331	6309	6174	6192	6140	5846	5895	5977
1 - 4	50382	49997	50752	50197	49950	49288	25854	25676	26021	25660	25677	25445	24528	24321	24731	24537	24173	23843
5 - 9	55415	57015	59176	59224	61615	61242	28383	29203	30324	30449	31542	31406	27032	27812	28852	28775	30073	29836
10 - 14	46912	48354	49211	50113	51716	51028	24174	24833	25292	25774	26646	27711	22738	23521	23919	24339	25070	26317
15 - 19	52956	49337	48242	43222	43119	43911	27040	25300	24739	22159	22031	22521	25916	24037	23503	21063	21088	21390
20 - 24	58868	57805	57035	53916	50831	47638	30579	29847	29349	27958	26543	24805	28289	27958	27686	25958	24288	22833
25 - 29	60443	60242	60479	58245	57059	55449	31596	31694	31851	30699	29974	29011	28847	28548	28628	27546	27085	26438
30 - 34	53131	53683	54950	55439	57365	58066	26837	27261	27959	28444	29726	30305	26294	26422	26991	26995	27639	27761
35 - 39	51639	51824	52069	50951	51299	51306	25494	25594	25903	25354	25619	25956	26145	26230	26166	25597	25680	25350
40 - 44	49633	49807	49939	49859	49654	49788	23927	23956	24058	24213	24338	24435	25706	25851	25881	25646	25316	25353
45 - 49	49820	48193	48219	47518	47834	47702	23992	23206	23265	22872	22936	22919	25828	24987	24954	24646	24898	24783
50 - 54	53649	53247	51623	49781	48670	47463	25284	25230	24420	23588	23063	22654	28365	28017	27203	26193	25607	24809
55 - 59	43724	45382	47957	49321	49853	49803	19660	20519	21826	22684	23151	23108	24064	24863	26131	26637	26702	26695
60 - 64	33659	34620	35759	36422	37686	39165	14279	14660	15184	15487	16227	16995	19380	19960	20575	20935	21459	22170
65 - 69	19212	22606	25562	27139	28467	29127	7818	9140	10317	10844	11312	11616	11394	13466	15245	16295	17155	17511
70 - 74	18436	15221	12928	12548	13626	15662	6320	5231	4584	4583	5093	5870	12116	9990	8344	7965	8533	9792
75 - 79	15322	16763	17597	17225	15813	13515	5097	5451	5577	5380	4817	4066	10225	11312	12020	11845	10996	9449
80 - 84	6008	5973	6205	7252	8399	9527	1658	1694	1756	2062	2428	2634	4350	4279	4449	5190	5971	6893
85 - 89	3094	3111	3278	3026	2953	2672	645	628	690	623	585	554	2449	2483	2588	2403	2368	2118
90 - 94	508	620	690	764	790	794	94	111	122	145	165	161	414	509	568	619	625	633
95 - 99	78	63	71	84	99	131	18	14	18	16	26	32	60	49	53	68	73	99
100+	26	36	28	12	18	24	4	7	6	5	5	6	22	29	22	7	13	18
Urban population																		
Total	346400	347353	351228	348692	348685	348269	162189	162691	164761	163816	164058	164154	184211	184662	186467	184876	184627	184115
0	6626	6688	6686	6525	6496	6386	3414	3434	3462	3369	3388	3328	3212	3254	3224	3156	3108	3058
1 - 4	26321	26051	26222	26096	25659	25473	13552	13430	13487	13343	13234	13198	12769	12621	12735	12753	12425	12275
5 - 9	24405	26245	28091	28698	30070	30643	12537	13473	14459	14919	15453	15765	11868	12772	13632	13779	14617	14878
10 - 14	19411	20163	20708	21413	22003	22924	10025	10354	10684	11033	11399	11810	9386	9809	10024	10380	10604	11114
15 - 19	21638	20199	19912	18524	18466	18708	10969	10325	10220	9517	9424	9638	10669	9874	9692	9007	9042	9070
20 - 24	28095	26718	25429	23748	22058	20773	13745	13032	12502	11905	11343	10670	14350	13686	12927	11843	10715	10103
25 - 29	30275	30301	30854	30043	28852	27156	15186	15221	15436	14915	14140	13420	15089	15080	15418	15128	14712	13736
30 - 34	26025	26385	26764	26916	27860	28507	12895	13110	13264	13437	14097	14404	13130	13275	13500	13479	13763	14103
35 - 39	24618	24693	24921	24441	24284	24146	11907	12070	12307	12053	11968	12007	12711	12623	12614	12388	12316	12139

Continuation

Age	Total						Male						Female					
	2014	2015	2016	2017	2018	2019	2014	2015	2016	2017	2018	2019	2014	2015	2016	2017	2018	2019
40 - 44	23282	23387	23420	23352	23046	23119	10834	10847	10850	10962	10957	11049	12448	12540	12570	12390	12089	12070
45 - 49	23081	22194	22181	21954	22073	22018	10598	10136	10249	10193	10175	10183	12483	12058	11932	11761	11898	11835
50 - 54	24904	24748	23835	22951	22319	21634	11147	11169	10740	10330	10014	9763	13757	13579	13095	12621	12305	11871
55 - 59	20816	21334	22470	23108	23066	22932	8836	9078	9573	9955	10048	9957	11980	12256	12897	13153	13018	12975
60 - 64	16593	17019	17439	17700	18199	18935	6667	6816	6982	7085	7310	7650	9926	10203	10457	10615	10889	11285
65 - 69	9420	11235	12791	13646	14266	14575	3692	4341	4883	5114	5308	5406	5728	6894	7908	8532	8958	9169
70 - 74	8731	7226	6121	5945	6618	7778	2802	2355	2102	2105	2357	2769	5929	4871	4019	3840	4261	5009
75 - 79	7359	8003	8363	8339	7572	6464	2235	2375	2384	2341	2077	1774	5124	5628	5979	5998	5495	4690
80 - 84	2996	2940	3094	3534	4109	4622	780	781	793	915	1064	1117	2216	2159	2301	2619	3045	3505
85 - 89	1551	1553	1621	1433	1362	1204	315	289	324	259	237	195	1236	1264	1297	1174	1125	1009
90 - 94	215	242	274	293	279	241	43	47	48	55	56	43	172	195	226	238	223	198
95 - 99	29	18	23	31	24	27	9	6	10	10	8	7	20	12	13	21	16	20
100+	9	11	9	2	4	4	1	2	2	1	1	1	8	9	7	1	3	3
Rural population																		
Total	389212	389207	393192	385677	390257	390318	193087	193033	195010	191448	194177	194365	196125	196174	198182	194229	196080	195953
0	6071	5973	5964	5586	5730	5900	3109	3035	3048	2896	2943	2981	2962	2938	2916	2690	2787	2919
1 - 4	24061	23946	24530	24101	24191	23815	12302	12246	12534	12317	12443	12247	11759	11700	11996	11784	11748	11568
5 - 9	31010	30770	31085	30526	31545	30599	15846	15730	15865	15530	16089	15641	15164	15040	15220	14996	15456	14958
10 - 14	27501	28191	28503	28700	29713	31104	14149	14479	14608	14741	15247	15901	13352	13712	13895	13959	14466	15203
15 - 19	31318	29138	28330	24698	24653	25203	16071	14975	14519	12642	12607	12883	15247	14163	13811	12056	12046	12320
20 - 24	30773	31087	31606	30168	28773	26855	16834	16815	16847	16053	15200	14135	13939	14272	14759	14115	13573	12730
25 - 29	30168	29941	29625	28202	28207	28293	16410	16473	16415	15784	15834	15591	13758	13468	13210	12418	12373	12702
30 - 34	27106	27298	28186	28523	29505	29559	13942	14151	14695	15007	15629	15901	13164	13147	13491	13516	13876	13658
35 - 39	27021	27131	27148	26510	27015	27160	13587	13524	13596	13301	13651	13949	13434	13607	13552	13209	13364	13211
40 - 44	26351	26420	26519	26507	26608	26669	13093	13109	13208	13251	13381	13386	13258	13311	13311	13256	13227	13283
45 - 49	26739	25999	26038	25564	25761	25684	13394	13070	13016	12679	12761	12736	13345	12929	13022	12885	13000	12948
50 - 54	28745	28499	27788	26830	26351	25829	14137	14061	13680	13258	13049	12891	14608	14438	14108	13572	13302	12938
55 - 59	22908	24048	25487	26213	26787	26871	10824	11441	12253	12729	13103	13151	12084	12607	13234	13484	13684	13720
60 - 64	17066	17601	18320	18722	19487	20230	7612	7844	8202	8402	8917	9345	9454	9757	10118	10320	10570	10885
65 - 69	9792	11371	12771	13493	14201	14552	4126	4799	5434	5730	6004	6210	5666	6572	7337	7763	8197	8342
70 - 74	9705	7995	6807	6603	7008	7884	3518	2876	2482	2478	2736	3101	6187	5119	4325	4125	4272	4783
75 - 79	7963	8760	9234	8886	8241	7051	2862	3076	3193	3039	2740	2292	5101	5684	6041	5847	5501	4759
80 - 84	3012	3033	3111	3718	4290	4905	878	913	963	1147	1364	1517	2134	2120	2148	2571	2926	3388
85 - 89	1543	1558	1657	1593	1591	1468	330	339	366	364	348	359	1213	1219	1291	1229	1243	1109
90 - 94	293	378	416	471	511	553	51	64	74	90	109	118	242	314	342	381	402	435
95 - 99	49	45	48	53	75	104	9	8	8	6	18	25	40	37	40	47	57	79
100+	17	25	19	10	14	20	3	5	4	4	4	5	14	20	15	6	10	15

Aktobe

at the beginning of the year, people

Age	Total					Male					Female							
	2014	2015	2016	2017	2018	2019	2014	2015	2016	2017	2018	2019	2014	2015	2016	2017	2018	2019
Total	808985	822557	834808	845679	857711	869637	390295	397246	403544	409036	415187	421211	418690	425311	431264	436643	442524	448426
0	18537	19463	19793	19566	18970	19433	9566	10175	10289	10071	9801	9970	8971	9288	9504	9495	9169	9463
1 - 4	68219	70648	73250	75368	76928	77360	35190	36378	37949	39147	39852	40077	33029	34270	35301	36221	37076	37283
5 - 9	66714	71095	75203	79320	83290	85947	34372	36689	38637	40820	42981	44378	32342	34406	36566	38500	40309	41569
10 - 14	49895	51743	54197	57593	61254	66166	25586	26591	27976	29602	31484	34060	24309	25152	26221	27991	29770	32106
15 - 19	59001	55177	52374	50430	50169	50074	30396	28272	26829	25869	25691	25614	28605	26905	25545	24561	24478	24460
20 - 24	86335	82013	75048	68112	61731	57016	42040	40431	37624	34588	31593	29256	44295	41582	37424	33524	30138	27760
25 - 29	78562	81506	84974	85946	86090	83989	38927	40110	41356	41618	41597	40824	39635	41396	43618	44328	44493	43165
30 - 34	62650	65110	66988	70405	73310	76571	31052	32255	33146	34781	36321	37858	31598	32855	33842	35624	36989	38713
35 - 39	54806	55713	57085	57767	59415	60873	26737	27358	28155	28551	29390	30080	28069	28355	28930	29216	30025	30793
40 - 44	52490	52883	52647	52652	52639	53213	24905	25059	24997	25106	25224	25732	27585	27824	27650	27546	27415	27481
45 - 49	51022	50260	50495	50448	50886	50958	23978	23626	23867	23754	23965	23886	27044	26634	26628	26694	26921	27072
50 - 54	50229	51219	50961	50521	49872	49072	23278	23828	23501	23377	23082	22716	26951	27391	27460	27144	26790	26356
55 - 59	37406	39267	41939	44507	46025	47485	16735	17601	18867	20055	20778	21547	20671	21666	23072	24452	25247	25938
60 - 64	26527	28351	29530	30587	32662	34648	11156	11929	12546	13024	14061	14947	15371	16422	16984	17563	18601	19701
65 - 69	14411	17079	20108	21848	22569	23751	5811	6888	8076	8770	8936	9421	8600	10191	12032	13078	13633	14330
70 - 74	13156	11040	9249	9345	10283	12325	4650	3864	3258	3397	3860	4624	8506	7176	5991	5948	6423	7701
75 - 79	11177	12250	12906	12412	11791	10084	3792	4062	4221	3994	3709	3199	7385	8188	8685	8418	8082	6885
80 - 84	4669	4415	4525	5505	6491	7398	1335	1299	1332	1640	1992	2188	3334	3116	3193	3865	4499	5210
85 - 89	2565	2633	2776	2508	2438	2297	629	646	727	665	635	583	1936	1987	2049	1843	1803	1714
90 - 94	463	546	603	666	740	807	123	142	138	143	166	167	340	404	465	523	574	640
95 - 99	99	88	132	150	127	125	25	29	48	59	61	67	74	59	84	91	66	58
100+	52	58	25	23	31	45	12	14	5	5	8	17	40	44	20	18	23	28
Urban population																		
Total	498846	510608	521215	585938	602135	614492	235608	241589	246978	278772	286758	292899	263238	269019	274237	307166	315377	321593
0	12007	12688	13132	14517	14218	14469	6184	6684	6834	7495	7373	7418	5823	6004	6298	7022	6845	7051
1 - 4	42858	44946	47393	54624	56588	57326	22187	23232	24688	28400	29400	29827	20671	21714	22705	26224	27188	27499
5 - 9	38461	42018	45249	54097	58214	61334	19844	21669	23275	27923	30110	31738	18617	20349	21974	26174	28104	29596
10 - 14	27310	28872	30654	36675	39657	43411	13991	14843	15784	18821	20366	22377	13319	14029	14870	17854	19291	21034
15 - 19	31616	29694	28377	31117	31874	32162	16433	15239	14535	15949	16209	16394	15183	14455	13842	15168	15665	15768
20 - 24	56953	52628	46200	44808	40385	37180	26852	25249	22740	22467	20385	18767	30101	27379	23460	22341	20000	18413
25 - 29	51503	54529	58131	64748	65501	63369	24853	26142	27424	30398	30665	29780	26650	28387	30707	34350	34836	33589
30 - 34	40235	42230	43584	50726	53750	56830	19497	20478	21090	24486	26058	27472	20738	21752	22494	26240	27692	29358
35 - 39	33944	34831	36194	41005	42794	44283	16059	16633	17416	19899	20833	21540	17885	18198	18778	21106	21961	22743

Continuation

Age	Total						Male						Female					
	2014	2015	2016	2017	2018	2019	2014	2015	2016	2017	2018	2019	2014	2015	2016	2017	2018	2019
40 - 44	32578	32920	32806	36185	36510	37231	14929	15047	15064	16799	17036	17587	17649	17873	17742	19386	19474	19644
45 - 49	31620	31169	31379	34545	35263	35491	14276	14088	14298	15746	16073	16134	17344	17081	17081	18799	19190	19357
50 - 54	31667	32434	32246	34865	34571	34017	14200	14537	14238	15598	15459	15186	17467	17897	18008	19267	19112	18831
55 - 59	23152	24383	26305	30895	32276	33436	10021	10543	11430	13537	14165	14744	13131	13840	14875	17358	18111	18692
60 - 64	16610	17868	18596	21217	22806	24373	6802	7322	7654	8804	9564	10186	9808	10546	10942	12413	13242	14187
65 - 69	8924	10583	12626	15197	16018	16936	3486	4144	4930	6002	6251	6637	5438	6439	7696	9195	9767	10299
70 - 74	7686	6561	5540	6365	7118	8604	2568	2166	1843	2198	2563	3109	5118	4395	3697	4167	4555	5495
75 - 79	6709	7275	7640	8173	7795	6775	2163	2298	2379	2580	2380	2052	4546	4977	5261	5593	5415	4723
80 - 84	3011	2838	2913	3819	4478	5004	798	789	812	1089	1297	1416	2213	2049	2101	2730	3181	3588
85 - 89	1632	1711	1771	1804	1734	1638	362	365	427	448	440	404	1270	1346	1344	1356	1294	1234
90 - 94	290	352	401	438	486	522	78	90	81	86	87	79	212	262	320	352	399	443
95 - 99	59	55	70	101	78	74	20	25	32	43	38	38	39	30	38	58	40	36
100+	21	23	8	17	21	27	5	6	4	4	6	14	16	17	4	13	15	13
Rural population																		
Total	310139	311949	313593	259741	255576	255145	154687	155657	156566	130264	128429	128312	155452	156292	157027	129477	127147	126833
0	6530	6775	6661	5049	4752	4964	3382	3491	3455	2576	2428	2552	3148	3284	3206	2473	2324	2412
1 - 4	25361	25702	25857	20744	20340	20034	13003	13146	13261	10747	10452	10250	12358	12556	12596	9997	9888	9784
5 - 9	28253	29077	29954	25223	25076	24613	14528	15020	15362	12897	12871	12640	13725	14057	14592	12326	12205	11973
10 - 14	22585	22871	23543	20918	21597	22755	11595	11748	12192	10781	11118	11683	10990	11123	11351	10137	10479	11072
15 - 19	27385	25483	23997	19313	18295	17912	13963	13033	12294	9920	9482	9220	13422	12450	11703	9393	8813	8692
20 - 24	29382	29385	28848	23304	21346	19836	15188	15182	14884	12121	11208	10489	14194	14203	13964	11183	10138	9347
25 - 29	27059	26977	26843	21198	20589	20620	14074	13968	13932	11220	10932	11044	12985	13009	12911	9978	9657	9576
30 - 34	22415	22880	23404	19679	19560	19741	11555	11777	12056	10295	10263	10386	10860	11103	11348	9384	9297	9355
35 - 39	20862	20882	20891	16762	16621	16590	10678	10725	10739	8652	8557	8540	10184	10157	10152	8110	8064	8050
40 - 44	19912	19963	19841	16467	16129	15982	9976	10012	9933	8307	8188	8145	9936	9951	9908	8160	7941	7837
45 - 49	19402	19091	19116	15903	15623	15467	9702	9538	9569	8008	7892	7752	9700	9553	9547	7895	7731	7715
50 - 54	18562	18785	18715	15656	15301	15055	9078	9291	9263	7779	7623	7530	9484	9494	9452	7877	7678	7525
55 - 59	14254	14884	15634	13612	13749	14049	6714	7058	7437	6518	6613	6803	7540	7826	8197	7094	7136	7246
60 - 64	9917	10483	10934	9370	9856	10275	4354	4607	4892	4220	4497	4761	5563	5876	6042	5150	5359	5514
65 - 69	5487	6496	7482	6651	6551	6815	2325	2744	3146	2768	2685	2784	3162	3752	4336	3883	3866	4031
70 - 74	5470	4479	3709	2980	3165	3721	2082	1698	1415	1199	1297	1515	3388	2781	2294	1781	1868	2206
75 - 79	4468	4975	5266	4239	3996	3309	1629	1764	1842	1414	1329	1147	2839	3211	3424	2825	2667	2162
80 - 84	1658	1577	1612	1686	2013	2394	537	510	520	551	695	772	1121	1067	1092	1135	1318	1622
85 - 89	933	922	1005	704	704	659	267	281	300	217	195	179	666	641	705	487	509	480
90 - 94	173	194	202	228	254	285	45	52	57	57	79	88	128	142	145	171	175	197
95 - 99	40	33	62	49	49	51	5	4	16	16	23	29	35	29	46	33	26	22
100+	31	35	17	6	10	18	7	8	1	1	2	3	24	27	16	5	8	15

Almaty

at the beginning of the year, people

	Total						Male						Female					
	2014	2015	2016	2017	2018	2019	2014	2015	2016	2017	2018	2019	2014	2015	2016	2017	2018	2019
Total	1984572	1921888	1947552	1983465	2017278	2038935	974552	945524	958935	978046	998123	1010179	1010020	976364	988617	1005419	1019155	1028756
0	47991	49633	48505	50454	49497	49811	24541	25647	24900	26235	25642	25459	23450	23986	23605	24219	23855	24352
1 - 4	178992	178104	183103	189926	194678	195847	91507	90969	93709	97256	100382	101361	87485	87135	89394	92670	94296	94486
5 - 9	180134	181854	192326	204217	213263	216569	92826	93461	98625	104671	109317	110792	87308	88393	93701	99546	103946	105777
10 - 14	135401	136565	141730	150572	159391	171063	69215	69953	72839	77633	82365	88268	66186	66612	68891	72939	77026	82795
15 - 19	138703	125335	120889	119717	123381	128027	71374	64613	62220	61359	63093	65577	67329	60722	58669	58358	60288	62450
20 - 24	169987	156363	147869	139159	130504	122350	87701	81480	77392	72673	68630	64179	82286	74883	70477	66486	61874	58171
25 - 29	188096	177672	175355	168603	160993	152082	93458	88629	88335	86069	83518	80048	94638	89043	87020	82534	77475	72034
30 - 34	155965	152798	156533	163976	168671	169939	77415	75982	77815	81601	84348	85473	78550	76816	78718	82375	84323	84466
35 - 39	141487	134631	137514	138192	141914	144502	70141	66891	68375	68828	70790	72100	71346	67740	69139	69364	71124	72402
40 - 44	130052	125693	127056	129069	130571	131239	63652	61844	62491	63556	64489	65189	66400	63849	64565	65513	66082	66050
45 - 49	120614	113626	114464	115742	118607	120413	58313	54782	55338	56045	57729	58600	62301	58844	59126	59697	60878	61813
50 - 54	116720	113034	112715	112916	111693	110790	54967	53444	53255	53595	53309	53000	61753	59590	59460	59321	58384	57790
55 - 59	90072	88818	94810	98026	102565	105595	41274	40653	43551	44989	47250	48866	48798	48165	51259	53037	55315	56729
60 - 64	68666	67783	68990	73096	75540	79051	30118	29762	30459	32375	33523	35196	38548	38021	38531	40721	42017	43855
65 - 69	39445	43001	49181	52053	55243	57762	17008	18258	20577	21571	22929	24063	22437	24743	28604	30482	32314	33699
70 - 74	34900	29947	26897	26659	27954	31702	13761	12023	10961	10930	11557	12876	21139	17924	15936	15729	16397	18826
75 - 79	26768	27344	29269	28749	28426	25946	10207	10192	10849	10556	10363	9505	16561	17152	18420	18193	18063	16441
80 - 84	11853	11412	11562	13765	15328	17147	4088	4066	4149	4965	5487	6091	7765	7346	7413	8800	9841	11056
85 - 89	6317	5692	6092	5744	6049	5912	2038	1822	1944	1888	2030	2022	4279	3870	4148	3856	4019	3890
90 - 94	1729	1868	1924	2060	2136	2248	596	652	726	795	848	916	1133	1216	1198	1265	1288	1332
95 - 99	469	545	562	549	598	602	223	295	297	299	329	354	246	250	265	250	269	248
100+	211	170	206	221	276	338	129	106	128	157	195	244	82	64	78	64	81	94
Total	457747	465755	471018	474717	464453	457411	217860	222034	224700	226924	222279	218989	239887	243721	246318	247793	242174	238422
0	11854	12544	12621	12316	11670	11870	6085	6467	6506	6413	5989	6048	5769	6077	6115	5903	5681	5822
1 - 4	43934	45204	46268	47808	46594	45449	22502	23077	23671	24501	24021	23484	21432	22127	22597	23307	22573	21965
5 - 9	38531	41478	44884	48533	49722	50579	19834	21316	22978	24867	25330	25726	18697	20162	21906	23666	24392	24853
10 - 14	29459	30859	31839	33357	34034	35408	15147	15932	16464	17134	17417	18081	14312	14927	15375	16223	16617	17327
15 - 19	30204	28447	27059	26758	26750	27086	15529	14587	13911	13800	13763	13864	14675	13860	13148	12958	12987	13222
20 - 24	37785	36698	34363	31632	27754	25042	19005	18781	17657	16358	14658	13305	18780	17917	16706	15274	13096	11737
25 - 29	40506	40906	40800	39140	35649	32343	19777	19916	20006	19474	18220	16862	20729	20990	20794	19666	17429	15481
30 - 34	34621	35402	35780	36396	35348	34007	16549	17037	17212	17592	17254	16877	18072	18365	18568	18804	18094	17130
35 - 39	31969	32092	32681	32383	31283	30440	15092	15229	15687	15564	14987	14497	16877	16863	16994	16819	16296	15943

Continuation

	Total										Male										Female									
	2014	2015	2016	2017	2018	2019	2014	2015	2016	2017	2018	2019	2014	2015	2016	2017	2018	2019	2014	2015	2016	2017	2018	2019	2014	2015	2016	2017	2018	2019
40 - 44	30585	30897	30829	30646	29767	28963	14042	14216	14124	14097	13753	13568	16543	16681	16705	16549	16014	15395												
45 - 49	28473	28425	28508	28534	28229	27800	13067	13025	13080	13064	12852	12460	15406	15400	15428	15470	15377	15340												
50 - 54	28180	28766	28408	28014	26792	26019	12708	12982	12736	12548	11947	11596	15472	15784	15672	15466	14845	14423												
55 - 59	22212	22954	24358	24864	25372	25570	9532	9886	10562	10835	11148	11195	12680	13068	13796	14029	14224	14375												
60 - 64	17559	18199	18304	19092	19286	19839	7264	7476	7530	7827	7799	8051	10295	10723	10774	11265	11487	11788												
65 - 69	10458	12041	13692	14421	14826	15023	4255	4811	5327	5497	5616	5765	6203	7230	8365	8924	9210	9258												
70 - 74	8752	7853	7037	7031	7541	8579	3189	2940	2712	2724	2937	3193	5563	4913	4325	4307	4604	5386												
75 - 79	7096	7545	7993	7823	7448	6625	2499	2602	2720	2633	2448	2146	4597	4943	5273	5190	5000	4479												
80 - 84	3424	3311	3324	3794	4168	4605	1106	1087	1069	1237	1331	1454	2318	2224	2255	2557	2837	3151												
85 - 89	1671	1597	1718	1618	1661	1590	482	455	525	514	545	541	1189	1142	1193	1104	1116	1049												
90 - 94	338	398	402	424	426	433	124	126	141	157	170	166	214	272	261	267	256	267												
95 - 99	89	95	102	98	89	96	43	58	59	63	60	71	46	37	43	35	29	25												
100+	47	44	48	35	44	45	29	28	23	25	34	39	18	16	25	10	10	6												
Rural population																														
Total	1526825	1456133	1476534	1508748	1552825	1581524	756692	723490	734235	751122	775844	791190	770133	732643	742299	757626	776981	790334												
0	36137	37089	35884	38138	37827	37941	18456	19180	18394	19822	19653	19411	17681	17909	17490	18316	18174	18530												
1 - 4	135058	132900	136835	142118	148084	150398	69005	67892	70038	72755	76361	77877	66053	65008	66797	69363	71723	72521												
5 - 9	141603	140376	147442	155684	163541	165990	72992	72145	75647	79804	83987	85066	68611	68231	71795	75880	79554	80924												
10 - 14	105942	105706	109891	117215	125357	135655	54068	54021	56375	60499	64948	70187	51874	51685	53516	56716	60409	65468												
15 - 19	108499	96888	93830	92959	96631	100941	55845	50026	48309	47559	49330	51713	52654	48862	45521	45400	47301	49228												
20 - 24	132202	119665	113506	107527	102750	97308	68696	62699	59735	56315	53972	50874	63506	56966	53771	51212	48778	46434												
25 - 29	147590	136766	134555	129463	125344	119739	73681	68713	68329	66595	65298	63186	73909	68053	66226	62868	60046	56553												
30 - 34	121344	117396	120753	127580	133323	135932	60866	58945	60603	64009	67094	68596	60478	58451	60150	63571	66229	67336												
35 - 39	109518	102539	104833	105809	110631	114062	55049	51662	52688	53264	55803	57603	54469	50877	52145	52545	54828	56459												
40 - 44	99467	94796	96227	98423	100804	102276	49610	47628	48367	49459	50736	51621	49857	47168	47860	48964	50068	50655												
45 - 49	92141	85201	85956	87208	90378	92613	45246	41757	42258	42981	44877	46140	46895	43444	43698	44227	45501	46473												
50 - 54	88540	84268	84307	84902	84901	84771	42259	40462	40519	41047	41362	41404	46281	43806	43788	43855	43539	43367												
55 - 59	67860	65864	70452	73162	77193	80025	31742	30767	32989	34154	36102	37671	36118	35097	37463	39008	41091	42354												
60 - 64	51107	49584	50686	54004	56254	59212	22854	22286	22929	24548	25724	27145	28253	27298	27757	29456	30530	32067												
65 - 69	28987	30960	35489	37632	40417	42739	12753	13447	15250	16074	17313	18298	16234	17513	20239	21558	23104	24441												
70 - 74	26148	22094	19860	19628	20413	23123	10572	9083	8249	8206	8620	9683	15576	13011	11611	11422	11793	13440												
75 - 79	19672	19799	21276	20926	20978	19321	7708	7590	8129	7923	7915	7359	11964	12209	13147	13003	13063	11962												
80 - 84	8429	8101	8238	9971	11160	12542	2982	2979	3080	3728	4156	4637	5447	5122	5158	6243	7004	7905												
85 - 89	4646	4095	4374	4126	4388	4322	1556	1367	1419	1374	1485	1481	3090	2728	2955	2752	2903	2841												
90 - 94	1391	1470	1522	1636	1710	1815	472	526	585	638	678	750	919	944	937	998	1032	1065												
95 - 99	380	450	460	451	509	506	180	237	238	236	269	283	200	213	222	215	240	223												
100+	164	126	158	186	232	293	100	78	105	132	161	205	64	48	53	54	71	88												

Atyrau

at the beginning of the year, people

	Total						Male						Female					
	2014	2015	2016	2017	2018	2019	2014	2015	2016	2017	2018	2019	2014	2015	2016	2017	2018	2019
Total	567831	581389	594511	607528	620684	633791	278602	285428	292250	298899	305684	312491	289229	295961	302261	308629	315000	321300
0	15935	16277	16310	16615	16290	16843	8160	8426	8390	8567	8407	8714	7775	7851	7920	8048	7883	8129
1 - 4	59060	61092	62794	63918	64951	65120	30349	31333	32283	32834	33416	33528	28711	29759	30511	31084	31535	31592
5 - 9	55081	59576	64259	68459	72179	74961	28226	30577	32948	35107	37094	38419	26855	28999	31311	33352	35085	36542
10 - 14	41736	43308	45335	48112	51137	54879	21469	22251	23291	24681	26163	28130	20267	21057	22044	23431	24974	26749
15 - 19	43605	41545	40213	39424	39665	40796	22491	21395	20768	20422	20522	21082	21114	20150	19445	19002	19143	19714
20 - 24	51016	49714	47621	45777	44151	42854	26177	25552	24684	23900	22938	22280	24839	24162	22937	21877	21213	20574
25 - 29	53438	55004	55750	55360	54217	52222	26708	27507	27923	27792	27433	26603	26730	27497	27827	27568	26784	25619
30 - 34	43485	44980	47082	49290	51915	54015	21606	22488	23512	24534	25914	26974	21879	22492	23570	24756	26001	27041
35 - 39	37186	38330	39431	40681	41820	43321	18187	18781	19347	20028	20689	21507	18999	19549	20084	20653	21131	21814
40 - 44	34636	34936	34927	35085	35625	36658	17065	17154	17145	17287	17388	17836	17571	17782	17782	17798	18237	18822
45 - 49	34740	34335	34311	34175	34165	33828	16857	16594	16601	16595	16599	16559	17883	17741	17710	17580	17566	17269
50 - 54	32165	33102	33556	33963	33876	33656	15065	15607	15879	16134	16201	16049	17100	17495	17677	17829	17675	17607
55 - 59	23700	25059	26739	28149	29360	30647	10677	11256	12064	12658	13268	14026	13023	13803	14675	15491	16092	16621
60 - 64	15528	16651	17755	19138	20791	21994	6459	7036	7557	8175	9033	9543	9069	9615	10198	10963	11758	12451
65 - 69	8064	9741	11171	12131	12865	13881	3211	3863	4433	4742	5002	5453	4853	5878	6738	7389	7863	8428
70 - 74	7168	6141	5346	5374	5727	6782	2531	2159	1846	1894	2098	2483	4637	3982	3500	3480	3629	4299
75 - 79	6405	6779	6987	6567	6291	5400	2100	2209	2277	2140	1973	1674	4305	4570	4710	4427	4318	3726
80 - 84	3064	2976	2932	3443	3720	4152	847	802	838	966	1086	1195	2217	2174	2094	2477	2634	2957
85 - 89	1535	1497	1664	1504	1520	1322	361	370	384	366	360	325	1174	1127	1280	1138	1160	997
90 - 94	234	299	278	312	369	410	48	56	67	62	84	93	186	243	211	250	285	317
95 - 99	36	34	43	45	43	43	6	9	12	13	14	14	30	25	31	32	29	29
100+	14	13	7	6	7	7	2	3	1	2	2	4	12	10	6	4	5	3
Urban population																		
Total	265207	274324	283404	318107	325421	330218	126538	131092	135649	152976	156592	159329	138669	143232	147755	165131	168829	170889
0	7849	8118	8179	9450	8946	9041	4016	4220	4108	4913	4650	4696	3833	3898	4071	4537	4296	4345
1 - 4	29538	30486	31471	35069	35765	35609	15163	15613	16157	17935	18356	18350	14375	14873	15314	17134	17409	17259
5 - 9	24144	27454	30894	36655	39233	41017	12338	14092	15912	18860	20145	21012	11806	13362	14982	17795	19088	20005
10 - 14	17848	18763	19791	23479	25101	26810	9087	9516	10032	11936	12773	13734	8761	9247	9759	11543	12328	13076
15 - 19	18121	17507	17194	18701	19044	19549	9283	9001	8872	9686	9784	10036	8838	8506	8322	9015	9260	9513
20 - 24	22933	22072	20878	21776	20950	20158	11516	11093	10587	11191	10721	10341	11417	10979	10291	10585	10229	9817
25 - 29	26285	27288	27981	30309	29377	27432	12636	13171	13527	14648	14303	13539	13649	14117	14454	15661	15074	13893
30 - 34	21355	22365	23742	27234	28807	29829	10154	10668	11332	13015	13850	14335	11201	11697	12410	14219	14957	15494
35 - 39	17807	18670	19533	22066	22770	23394	8278	8705	9152	10409	10769	11153	9529	9965	10381	11657	12001	12241

Continuation

	Total					Male					Female							
	2014	2015	2016	2017	2018	2019	2014	2015	2016	2017	2018	2019	2014	2015	2016	2017	2018	2019
40 - 44	16472	16583	16634	18325	18528	19160	7677	7740	7781	8673	8660	8917	8795	8843	8853	9652	9868	10243
45 - 49	16699	16587	16599	17972	17898	17515	7657	7534	7573	8327	8303	8195	9042	9053	9026	9645	9595	9320
50 - 54	15352	15902	16225	17964	17761	17671	6890	7172	7291	8162	8071	7987	8462	8730	8934	9802	9690	9684
55 - 59	11322	11958	12743	14565	15298	15856	4849	5109	5474	6245	6628	6970	6473	6849	7269	8320	8670	8886
60 - 64	7488	8078	8575	9978	10705	11316	2992	3257	3469	4078	4437	4676	4496	4821	5106	5900	6268	6640
65 - 69	4032	4799	5489	6343	6713	7085	1567	1866	2105	2416	2526	2675	2465	2933	3384	3927	4187	4410
70 - 74	3080	2738	2478	2751	3039	3601	1046	947	848	953	1097	1282	2034	1791	1630	1798	1942	2319
75 - 79	2742	2902	2934	3005	2888	2499	832	867	888	912	850	733	1910	2035	2046	2093	2038	1766
80 - 84	1363	1264	1248	1619	1726	1904	361	311	331	410	449	503	1002	953	917	1209	1277	1401
85 - 89	661	658	698	696	684	608	162	169	163	162	152	134	499	489	535	534	532	474
90 - 94	100	123	109	130	168	146	29	35	38	35	55	48	71	88	71	95	113	98
95 - 99	15	8	8	18	18	14	4	5	8	8	11	9	11	3	0	10	7	5
100+	1	1	1	2	2	4	1	1	1	2	2	4	0	0	0	0	0	0
Rural population																		
Total	302624	307065	311107	289421	295263	303573	152064	154336	156601	145923	149092	153162	150560	152729	154506	143498	146171	150411
0	8086	8159	8131	7165	7344	7802	4144	4206	4282	3654	3757	4018	3942	3953	3849	3511	3587	3784
1 - 4	29522	30606	31323	28849	29186	29511	15186	15720	16126	14899	15060	15178	14336	14886	15197	13950	14126	14333
5 - 9	30937	32122	33365	31804	32946	33944	15888	16485	17036	16247	16949	17407	15049	15637	16329	15557	15997	16537
10 - 14	23888	24545	25544	24633	26036	28069	12382	12735	13259	12745	13390	14396	11506	11810	12285	11888	12646	13673
15 - 19	25484	24038	23019	20723	20621	21247	13208	12394	11896	10736	10738	11046	12276	11644	11123	9987	9883	10201
20 - 24	28083	27642	26743	24001	23201	22696	14661	14459	14097	12709	12217	11939	13422	13183	12646	11292	10984	10757
25 - 29	27153	27716	27769	25051	24840	24790	14072	14336	14396	13144	13130	13064	13081	13380	13373	11907	11710	11726
30 - 34	22130	22615	23340	22056	23108	24186	11452	11820	12180	11519	12064	12639	10678	10795	11160	10537	11044	11547
35 - 39	19379	19660	19898	18615	19050	19927	9909	10076	10195	9619	9920	10354	9470	9584	9703	8996	9130	9573
40 - 44	18164	18353	18293	16760	17097	17498	9388	9414	9364	8614	8728	8919	8776	8939	8929	8146	8369	8579
45 - 49	18041	17748	17712	16203	16267	16313	9200	9060	9028	8268	8296	8364	8841	8688	8684	7935	7971	7949
50 - 54	16813	17200	17331	15999	16115	15985	8175	8435	8588	7972	8130	8062	8638	8765	8743	8027	7985	7923
55 - 59	12378	13101	13996	13584	14062	14791	5828	6147	6590	6413	6640	7056	6550	6954	7406	7171	7422	7735
60 - 64	8040	8573	9180	9160	10086	10678	3467	3779	4088	4097	4596	4867	4573	4794	5092	5063	5490	5811
65 - 69	4032	4942	5682	5788	6152	6796	1644	1997	2328	2326	2476	2778	2388	2945	3354	3462	3676	4018
70 - 74	4088	3403	2868	2623	2688	3181	1485	1212	998	941	1001	1201	2603	2191	1870	1682	1687	1980
75 - 79	3663	3877	4053	3562	3403	2901	1268	1342	1389	1228	1123	941	2395	2535	2664	2334	2280	1960
80 - 84	1701	1712	1684	1824	1994	2248	486	491	507	556	637	692	1215	1221	1177	1268	1357	1556
85 - 89	874	839	966	808	836	714	199	201	221	204	208	191	675	638	745	604	628	523
90 - 94	134	176	169	182	201	264	19	21	29	27	29	45	115	155	140	155	172	219
95 - 99	21	26	35	27	25	29	2	4	4	5	3	5	19	22	31	22	22	24
100+	13	12	6	4	5	3	1	2	0	0	0	0	12	10	6	4	5	3

Batys Kazakhstan

at the beginning of the year, people

	Total										Male										Female									
	2014	2015	2016	2017	2018	2019	2014	2015	2016	2017	2018	2019	2014	2015	2016	2017	2018	2019	2014	2015	2016	2017	2018	2019	2014	2015	2016	2017	2018	2019
	Total population										Total population										Total population									
Total	624085	630056	636980	641513	646927	652325	301356	304440	307764	310289	313283	316256	322729	325616	329216	331224	333644	336069												
0	12656	12916	12888	13096	12791	13033	6645	6658	6650	6866	6596	6697	6011	6258	6238	6230	6195	6336												
1 - 4	47356	48239	49257	50148	51067	51402	24521	24998	25543	25984	26583	26643	22835	23241	23714	24164	24484	24759												
5 - 9	47848	50389	53163	55204	57425	58765	24737	26198	27581	28533	29676	30521	23111	24191	25582	26671	27749	28244												
10 - 14	37869	39526	41054	42705	44579	46951	19261	20105	20921	21877	23018	24312	18608	19421	20133	20828	21561	22639												
15 - 19	44305	40915	39774	38198	37677	37658	22522	20769	19929	19239	18945	19039	21783	20146	19845	18959	18732	18619												
20 - 24	56364	54867	52241	48915	45833	43008	28851	28066	26809	25048	23421	21964	27513	26801	25432	23867	22412	21044												
25 - 29	56505	57427	57768	57351	55877	54231	28455	29036	29259	29300	28653	27910	28050	28391	28509	28051	27224	26321												
30 - 34	45996	47341	48872	50740	53119	54954	23175	23800	24549	25394	26647	27634	22821	23541	24323	25346	26472	27320												
35 - 39	42585	42592	43064	43583	43894	44545	20989	21106	21426	21782	22045	22350	21596	21486	21638	21801	21849	22195												
40 - 44	41294	41255	41085	40660	40756	41185	20072	20045	19934	19716	19843	20156	21222	21210	21151	20944	20913	21029												
45 - 49	41946	41271	40681	40430	40285	39993	20234	19876	19646	19538	19399	19239	21712	21395	21035	20892	20886	20754												
50 - 54	43592	43829	43287	42424	41374	40157	20592	20833	20584	20060	19645	19083	23000	22996	22703	22364	21729	21074												
55 - 59	33938	35162	37328	39106	40156	40875	15147	15847	16890	17832	18397	18826	18791	19315	20438	21274	21759	22049												
60 - 64	23973	25436	26590	27566	29450	31181	10003	10565	11167	11678	12473	13322	13970	14871	15423	15888	16977	17859												
65 - 69	12907	15423	17583	19173	19974	21196	5227	6201	6938	7548	7819	8254	7680	9222	10645	11625	12155	12942												
70 - 74	13668	11075	9035	8723	9277	10916	4601	3688	3124	3094	3439	4056	9067	7387	5911	5629	5838	6860												
75 - 79	12348	13453	14099	13424	12354	10453	3976	4280	4349	4075	3671	3087	8372	9173	9750	9349	8683	7366												
80 - 84	5436	5236	5249	6313	7202	8157	1548	1512	1530	1849	2093	2305	3888	3724	3719	4464	5109	5852												
85 - 89	2908	3002	3161	2845	2818	2592	693	717	778	683	688	616	2215	2285	2383	2162	2130	1976												
90 - 94	480	600	698	801	888	921	85	122	136	169	194	201	395	478	562	632	694	720												
95 - 99	79	58	58	76	100	120	19	11	13	17	30	32	60	47	45	59	70	88												
100+	32	44	45	32	31	32	3	7	8	7	8	9	29	37	37	25	23	23												
Urban population																														
Total	307093	312408	317342	324459	333263	339259	142076	144787	146775	150289	154791	157973	165017	167621	170567	174170	178472	181286												
0	6877	6756	6870	7333	7318	7598	3640	3477	3533	3843	3784	3878	3237	3279	3337	3490	3534	3720												
1 - 4	25370	25973	26175	26772	27664	28375	13097	13473	13608	13885	14412	14705	12273	12500	12567	12887	13252	13670												
5 - 9	21146	23186	25362	27612	30030	31910	10881	11996	13050	14163	15416	16549	10265	11190	12312	13449	14614	15361												
10 - 14	15123	16116	17012	18271	19731	21182	7634	8174	8664	9343	10163	10917	7489	7942	8348	8928	9568	10265												
15 - 19	17869	16397	17079	16827	17806	17498	9011	8255	8205	8111	8574	8625	8858	8142	8874	8716	9322	8873												
20 - 24	29319	28378	26030	24060	22376	20884	13881	13552	12578	11671	10955	10302	15438	14826	13452	12389	11421	10582												
25 - 29	29929	30700	31144	31561	31123	30131	14200	14632	14772	15128	14935	14461	15729	16068	16372	16433	16188	15670												
30 - 34	24424	25525	26232	27759	29386	30543	11708	12212	12509	13149	14027	14633	12716	13313	13723	14610	15359	15910												
35 - 39	21625	21858	22318	22961	23586	24412	10161	10320	10616	10962	11313	11609	11464	11538	11702	11999	12273	12803												

Continuation

	Total						Male						Female					
	2014	2015	2016	2017	2018	2019	2014	2015	2016	2017	2018	2019	2014	2015	2016	2017	2018	2019
40 - 44	20226	20411	20514	20559	20912	21375	9270	9331	9363	9338	9565	9932	10956	11080	11151	11221	11347	11443
45 - 49	20186	20092	19799	19864	20081	20116	9160	9098	8969	9013	9072	9085	11026	10994	10830	10851	11009	11031
50 - 54	21310	21381	21155	20762	20270	19813	9522	9575	9448	9254	9028	8794	11788	11806	11707	11508	11242	11019
55 - 59	16809	17486	18483	19395	20118	20499	7125	7488	7887	8307	8629	8826	9684	9998	10596	11088	11489	11673
60 - 64	12229	12834	13247	13884	15087	16093	4828	5035	5280	5555	6006	6429	7401	7799	7967	8329	9081	9664
65 - 69	6729	8137	9337	10147	10588	11290	2615	3140	3496	3738	3896	4112	4114	4997	5841	6409	6692	7178
70 - 74	6734	5504	4501	4473	5014	5872	2120	1730	1464	1502	1764	2089	4614	3774	3037	2971	3250	3783
75 - 79	6297	6811	7083	6836	6256	5393	1924	2018	2004	1905	1701	1464	4373	4793	5079	4931	4555	3929
80 - 84	2968	2823	2819	3279	3822	4275	823	790	796	930	1067	1101	2145	2033	2023	2349	2755	3174
85 - 89	1602	1659	1748	1611	1545	1447	406	393	428	370	349	332	1196	1266	1320	1241	1196	1115
90 - 94	273	334	388	443	488	489	54	87	90	110	111	107	219	247	298	333	377	382
95 - 99	41	28	29	41	54	58	15	6	9	8	20	18	26	22	20	33	34	40
100+	7	19	17	9	8	6	1	5	6	4	4	5	6	14	11	5	4	1
Rural population																		
Total	316992	317648	319638	317054	313664	313066	159280	159653	160989	160000	158492	158283	157712	157995	158649	157054	155172	154783
0	5779	6160	6018	5763	5473	5435	3005	3181	3117	3023	2812	2819	2774	2979	2901	2740	2661	2616
1 - 4	21986	22266	23082	23376	23403	23027	11424	11525	11935	12099	12171	11938	10562	10741	11147	11277	11232	11089
5 - 9	26702	27203	27801	27592	27395	26855	13856	14202	14531	14370	14260	13972	12846	13001	13270	13222	13135	12883
10 - 14	22746	23410	24042	24434	24848	25769	11627	11931	12257	12534	12855	13395	11119	11479	11785	11900	11993	12374
15 - 19	26436	24518	22695	21371	19871	20160	13511	12514	11724	11128	10371	10414	12925	12004	10971	10243	9500	9746
20 - 24	27045	26489	26211	24855	23457	22124	14970	14514	14231	13377	12466	11662	12075	11975	11980	11478	10991	10462
25 - 29	26576	26727	26624	25790	24754	24100	14255	14404	14487	14172	13718	13449	12321	12323	12137	11618	11036	10651
30 - 34	21572	21816	22640	22981	23733	24411	11467	11588	12040	12245	12620	13001	10105	10228	10600	10736	11113	11410
35 - 39	20960	20734	20746	20622	20308	20133	10828	10786	10810	10820	10732	10741	10132	9948	9936	9802	9576	9392
40 - 44	21068	20844	20571	20101	19844	19810	10802	10714	10571	10378	10278	10224	10266	10130	10000	9723	9566	9586
45 - 49	21760	21179	20882	20566	20204	19877	11074	10778	10677	10525	10327	10154	10686	10401	10205	10041	9877	9723
50 - 54	22282	22448	22132	21662	21104	20344	11070	11258	11136	10806	10617	10289	11212	11190	10996	10856	10487	10055
55 - 59	17129	17676	18845	19711	20038	20376	8022	8359	9003	9525	9768	10000	9107	9317	9842	10186	10270	10376
60 - 64	11744	12602	13343	13682	14363	15088	5175	5530	5887	6123	6467	6893	6569	7072	7456	7559	7896	8195
65 - 69	6178	7286	8246	9026	9386	9906	2612	3061	3442	3810	3923	4142	3566	4225	4804	5216	5463	5764
70 - 74	6934	5571	4534	4250	4263	5044	2481	1958	1660	1592	1675	1967	4453	3613	2874	2658	2588	3077
75 - 79	6051	6642	7016	6588	6098	5060	2052	2262	2345	2170	1970	1623	3999	4380	4671	4418	4128	3437
80 - 84	2468	2413	2430	3034	3380	3882	725	722	734	919	1026	1204	1743	1691	1696	2115	2354	2678
85 - 89	1306	1343	1413	1234	1273	1145	287	324	350	313	339	284	1019	1019	1063	921	934	861
90 - 94	207	266	310	358	400	432	31	35	46	59	83	94	176	231	264	299	317	338
95 - 99	38	30	29	35	46	62	4	5	4	9	10	14	34	25	25	26	36	48
100+	25	25	28	23	23	26	2	2	2	3	4	4	23	23	26	20	19	22

Zhambyl

at the beginning of the year, people

	Total										Male										Female									
	2014	2015	2016	2017	2018	2019	2020	2021	2022	2023	2014	2015	2016	2017	2018	2019	2020	2021	2022	2023	2014	2015	2016	2017	2018	2019	2020	2021	2022	2023
	Total population										Total population										Total population									
Total	1084369	1098489	1110749	1115307	1117218	1125440	1125440	1125440	1125440	1125440	531225	538755	545301	548011	549597	554237	554237	554237	554237	554237	553144	559734	565448	567296	567296	567296	567296	567296	567296	567296
0	28562	29271	28171	27780	25980	26757	26757	26757	26757	26757	14837	14933	14532	14169	13367	13782	13782	13782	13782	13782	13725	14338	13639	13611	13611	13611	13611	13611	13611	13611
1 - 4	111313	112203	113431	112160	110954	108291	108291	108291	108291	108291	57148	57753	58215	57595	56994	55525	55525	55525	55525	55525	54165	54450	53216	53465	53465	53465	53465	53465	53465	53465
5 - 9	113455	120475	127370	131742	133939	133952	133952	133952	133952	133952	58455	62082	65597	67801	68871	68904	68904	68904	68904	68904	55000	58393	61773	63941	63941	63941	63941	63941	63941	63941
10 - 14	83384	86911	90820	95997	101221	109312	109312	109312	109312	109312	42475	44390	46629	49422	52037	56295	56295	56295	56295	56295	40909	42521	44191	46575	46575	46575	46575	46575	46575	46575
15 - 19	87076	82286	79034	76860	77547	79254	79254	79254	79254	79254	44409	42092	40363	39307	39591	40299	40299	40299	40299	40299	42667	40194	38671	37553	37553	37553	37553	37553	37553	37553
20 - 24	91221	91060	89122	84819	79970	75688	75688	75688	75688	75688	46600	46741	45904	43761	41438	39349	39349	39349	39349	39349	44621	44319	43218	41058	41058	41058	41058	41058	41058	41058
25 - 29	88558	88109	87176	84506	82036	81032	81032	81032	81032	81032	44288	44041	43775	42811	41949	42079	42079	42079	42079	42079	44270	44068	43401	41695	41695	41695	41695	41695	41695	41695
30 - 34	75456	76727	77957	79696	80464	81059	81059	81059	81059	81059	37541	38362	38962	39857	40417	40661	40661	40661	40661	40661	37915	38365	38995	39839	39839	39839	39839	39839	39839	39839
35 - 39	72697	72490	71921	70676	70052	69931	69931	69931	69931	69931	35846	35747	35531	35008	34664	34683	34683	34683	34683	34683	36851	36743	36390	35668	35668	35668	35668	35668	35668	35668
40 - 44	68771	69251	69499	69320	68449	68018	68018	68018	68018	68018	33583	33784	33879	33810	33556	33329	33329	33329	33329	33329	35188	35467	35620	35510	35510	35510	35510	35510	35510	35510
45 - 49	62325	62163	62601	63357	64144	64567	64567	64567	64567	64567	29924	29967	30264	30664	31042	31286	31286	31286	31286	31286	32401	32196	32337	32693	32693	32693	32693	32693	32693	32693
50 - 54	60123	60990	60688	59823	58918	58481	58481	58481	58481	58481	28170	28692	28480	28149	27874	27726	27726	27726	27726	27726	31953	32298	32208	31674	31674	31674	31674	31674	31674	31674
55 - 59	46125	47881	50813	52842	54245	55554	55554	55554	55554	55554	20686	21545	23124	24180	24819	25602	25602	25602	25602	25602	25439	26336	27689	28662	28662	28662	28662	28662	28662	28662
60 - 64	35554	36617	37176	38575	39702	41302	41302	41302	41302	41302	15144	15581	15912	16549	17172	17926	17926	17926	17926	17926	20410	21036	21264	22026	22026	22026	22026	22026	22026	22026
65 - 69	20387	23954	27347	28953	29762	30757	30757	30757	30757	30757	8378	9797	11020	11676	11918	12395	12395	12395	12395	12395	12009	14157	16327	17277	17277	17277	17277	17277	17277	17277
70 - 74	17756	15613	13723	13601	14516	16761	16761	16761	16761	16761	6684	5917	5393	5248	5650	6406	6406	6406	6406	6406	11072	9696	8330	8353	8353	8353	8353	8353	8353	8353
75 - 79	12701	13907	15174	14884	14757	13231	13231	13231	13231	13231	4535	4871	5229	5138	5054	4509	4509	4509	4509	4509	8166	9036	9945	9746	9746	9746	9746	9746	9746	9746
80 - 84	5066	4830	4822	6092	6921	8176	8176	8176	8176	8176	1497	1448	1448	1879	2172	2568	2568	2568	2568	2568	3569	3382	3374	4213	4213	4213	4213	4213	4213	4213
85 - 89	2946	2809	3002	2680	2762	2342	2342	2342	2342	2342	818	766	789	676	694	589	589	589	589	589	2128	2043	2213	2004	2004	2004	2004	2004	2004	2004
90 - 94	717	794	764	809	716	809	809	809	809	809	180	213	217	257	245	243	243	243	243	243	537	581	547	552	552	552	552	552	552	552
95 - 99	121	86	96	110	139	140	140	140	140	140	16	21	31	48	64	69	69	69	69	69	105	65	65	62	62	62	62	62	62	62
100+	55	62	42	25	24	26	26	26	26	26	11	12	7	6	9	12	12	12	12	12	44	50	35	19	15	15	15	15	15	15
Urban population																														
Total	436433	442690	449510	448670	443895	447006	447006	447006	447006	447006	206158	209510	212967	212842	210844	212422	212422	212422	212422	212422	230275	233180	236543	235828	233051	233051	233051	233051	233051	233051
0	11070	11307	11301	11144	10611	11365	11365	11365	11365	11365	5718	5775	5892	5668	5403	5845	5845	5845	5845	5845	5352	5532	5409	5476	5208	5208	5208	5208	5208	5208
1 - 4	43814	44530	45510	44825	43388	42871	42871	42871	42871	42871	22416	22827	23237	22948	22294	21982	21982	21982	21982	21982	21398	21703	22273	21877	21094	21094	21094	21094	21094	21094
5 - 9	41809	45090	48278	50492	51917	52534	52534	52534	52534	52534	21770	23424	25029	26158	26677	26867	26867	26867	26867	26867	20039	21666	23249	24334	25240	25240	25240	25240	25240	25240
10 - 14	30848	32122	33714	35541	37222	40137	40137	40137	40137	40137	15809	16502	17506	18414	19285	20861	20861	20861	20861	20861	15039	15620	16208	17127	17937	17937	17937	17937	17937	17937
15 - 19	32702	30923	29723	28528	28586	29222	29222	29222	29222	29222	16530	15695	15036	14596	14640	14981	14981	14981	14981	14981	16172	15228	14687	13932	13946	13946	13946	13946	13946	13946
20 - 24	37005	36775	35648	32807	29364	27512	27512	27512	27512	27512	18000	18053	17646	16358	14896	14049	14049	14049	14049	14049	19005	18722	18002	16449	14468	14468	14468	14468	14468	14468
25 - 29	34728	34939	35406	34569	33049	32191	32191	32191	32191	32191	16851	16930	17011	16679	16085	15919	15919	15919	15919	15919	17877	18009	18395	17890	16964	16964	16964	16964	16964	16964
30 - 34	30056	30478	30683	31096	30763	31232	31232	31232	31232	31232	14432	14752	14818	15048	15066	15166	15166	15166	15166	15166	15624	15726	15865	16048	15697	15697	15697	15697	15697	15697
35 - 39	29717	29517	29466	28474	27798	27375	27375	27375	27375	27375	13685	13695	13813	13449	13088	13008	13008	13008	13008	13008	16032	15822	15653	15025	14710	14710	14710	14710	14710	14710

Continuation

	Total						Male						Female					
	2014	2015	2016	2017	2018	2019	2014	2015	2016	2017	2018	2019	2014	2015	2016	2017	2018	2019
40 - 44	29139	29252	29210	28826	27869	27359	13157	13140	13101	13011	12656	12399	15982	16112	16109	15815	15213	14960
45 - 49	26832	26648	26746	26964	27010	26926	11986	11975	12032	12065	12085	11961	14846	14673	14714	14899	14925	14965
50 - 54	26263	26537	26325	25786	25082	24745	11634	11757	11591	11321	10982	10826	14629	14780	14734	14465	14100	13919
55 - 59	20643	21303	22454	23124	23443	23864	8750	9015	9610	10028	10162	10322	11893	12288	12844	13096	13281	13542
60 - 64	15793	16217	16653	17186	17510	18248	6405	6535	6764	6939	7049	7381	9388	9682	9889	10247	10461	10867
65 - 69	9002	10665	12178	12780	13180	13544	3484	4109	4622	4818	4950	5128	5518	6556	7556	7962	8230	8416
70 - 74	7409	6428	5654	5761	6246	7344	2590	2278	2076	2092	2266	2598	4819	4150	3578	3669	3980	4746
75 - 79	5570	6096	6612	6420	6183	5531	1860	2001	2113	2027	1942	1705	3710	4095	4499	4393	4241	3826
80 - 84	2385	2270	2311	2780	3113	3591	672	658	679	825	907	1055	1713	1612	1632	1955	2206	2536
85 - 89	1307	1276	1352	1229	1252	1086	352	323	334	309	317	274	955	953	1018	920	935	812
90 - 94	281	273	252	302	290	306	52	61	55	83	87	91	229	212	197	219	203	215
95 - 99	37	17	17	26	12	19	2	1	2	6	7	4	35	16	15	20	5	15
100+	23	27	17	10	7	4	3	4	0	0	0	0	20	23	17	10	7	4
Rural population																		
Total	647936	655799	661239	666637	673323	678434	325067	329245	332334	335169	338753	341815	322869	326554	328905	331468	334570	336619
0	17492	17964	16870	16636	15369	15392	9119	9158	8640	8501	7964	7937	8373	8806	8230	8135	7405	7455
1 - 4	67499	67673	67921	67335	67566	65420	34732	34926	34978	34647	34700	33543	32767	32747	32943	32688	32866	31877
5 - 9	71646	75385	79092	81250	82022	81418	36685	38658	40568	41643	42194	42037	34961	36727	38524	39607	39828	39381
10 - 14	52536	54789	57106	60456	63999	69175	26666	27888	29123	31008	32752	35434	25870	26901	27983	29448	31247	33741
15 - 19	54374	51363	49311	48332	48961	50032	27879	26397	25327	24711	24951	25318	26495	24966	23984	23621	24010	24714
20 - 24	54216	54285	53474	52012	50606	48176	28600	28688	28258	27403	26542	25300	25616	25597	25216	24609	24064	22876
25 - 29	53830	53170	51770	49937	48987	48841	27437	27111	26764	26132	25864	26160	26393	26059	25006	23805	23123	22681
30 - 34	45400	46249	47274	48600	49701	49827	23109	23610	24144	24809	25351	25495	22291	22639	23130	23791	24350	24332
35 - 39	42980	42973	42455	42202	42254	42556	22161	22052	21718	21559	21576	21675	20819	20921	20737	20643	20678	20881
40 - 44	39632	39999	40289	40494	40580	40659	20426	20644	20778	20799	20900	20930	19206	19355	19511	19695	19680	19729
45 - 49	35493	35515	35855	36393	37134	37641	17938	17992	18232	18599	18957	19325	17555	17523	17623	17794	18177	18316
50 - 54	33860	34453	34363	34037	33836	33736	16536	16935	16889	16828	16892	16900	17324	17518	17474	17209	16944	16836
55 - 59	25482	26578	28359	29718	30802	31690	11936	12530	13514	14152	14657	15280	13546	14048	14845	15566	16145	16410
60 - 64	19761	20400	20523	21389	22192	23054	8739	9046	9148	9610	10123	10545	11022	11354	11375	11779	12069	12509
65 - 69	11385	13289	15169	16173	16582	17213	4894	5688	6398	6858	6968	7267	6491	7601	8771	9315	9614	9946
70 - 74	10347	9185	8069	7840	8270	9417	4094	3639	3317	3156	3384	3808	6253	5546	4752	4684	4886	5609
75 - 79	7131	7811	8562	8464	8574	7700	2675	2870	3116	3111	3112	2804	4456	4941	5446	5353	5462	4896
80 - 84	2681	2560	2511	3312	3808	4585	825	790	769	1054	1265	1513	1856	1770	1742	2258	2543	3072
85 - 89	1639	1533	1650	1451	1510	1256	466	443	455	367	377	315	1173	1090	1195	1084	1133	941
90 - 94	436	521	512	507	426	503	128	152	162	174	158	152	308	369	350	333	268	351
95 - 99	84	69	79	84	127	121	14	20	29	42	57	65	70	49	50	42	70	56
100+	32	35	25	15	17	22	8	8	7	6	9	12	24	27	18	9	8	10

Karagandy

at the beginning of the year, people

	Total										Male										Female									
	2014	2015	2016	2017	2018	2019	2014	2015	2016	2017	2018	2019	2014	2015	2016	2017	2018	2019	2014	2015	2016	2017	2018	2019	2014	2015	2016	2017	2018	2019
	Total population										Total population										Total population									
Total	1369658	1378121	1384810	1382734	1380537	1378532	647438	651631	655552	655143	654523	654223	722220	726490	729258	727591	726014	724309												
0	24462	24677	24308	23629	22439	22629	12546	12668	12468	12100	11433	11795	11916	12009	11840	11529	11006	10834												
1 - 4	93685	95237	96812	96376	95264	92936	47809	48664	49546	49424	48854	47564	45876	46573	47266	46952	46410	45372												
5 - 9	101241	104505	107989	110685	112920	113766	51790	53354	55253	56527	57601	58057	49451	51151	52736	54158	55319	55709												
10 - 14	81905	84393	87316	91104	94328	97845	42144	43417	44704	46529	48244	50064	39761	40976	42612	44575	46084	47781												
15 - 19	92052	88320	83893	79559	78850	79264	47032	45034	43093	41106	40759	40843	45020	43286	40800	38453	38091	38421												
20 - 24	115376	111598	106930	100889	94381	89209	58304	56706	54399	51540	48350	45770	57072	54892	52531	49349	46031	43439												
25 - 29	122135	122689	122641	119347	114868	109946	61215	61283	61321	59794	57767	55798	60920	61406	61320	59553	57101	54148												
30 - 34	105378	107328	108717	111424	113949	115571	52413	53512	54304	55809	57019	57846	52965	53816	54413	55615	56930	57725												
35 - 39	98987	98923	99692	98778	98980	99155	47607	47825	48599	48367	48860	49136	51380	51098	51093	50411	50120	50019												
40 - 44	93926	94955	94523	94642	93619	93168	44645	45060	44695	44803	44419	44448	49281	49895	49828	49839	49200	48720												
45 - 49	87111	86023	86752	87204	88370	88754	40637	40184	40818	41117	41550	41650	46474	45839	45934	46087	46820	47104												
50 - 54	93764	92761	89647	86497	83697	81869	42683	42358	40820	39554	38381	37593	51081	50403	48827	46943	45316	44276												
55 - 59	76737	78875	83202	85881	87059	86680	33550	34499	36737	37923	38631	38469	43187	44376	46465	47958	48428	48211												
60 - 64	62576	63694	63853	64482	66421	69154	25045	25736	26003	26420	27342	28929	37531	37958	37850	38062	39079	40225												
65 - 69	37492	43381	49072	52201	53385	54265	14232	16431	18346	19538	19998	20315	23260	26950	30726	32663	33387	33950												
70 - 74	35418	29927	25972	25106	27025	31027	12006	10271	9015	8753	9579	10787	23412	19656	16957	16353	17446	20240												
75 - 79	28714	31908	33520	33051	30792	26825	9190	9940	10397	10149	9266	8106	19524	21968	23123	22902	21526	18719												
80 - 84	11409	11454	12060	14112	16206	18756	3082	3135	3329	3951	4608	5219	8327	8319	8731	10161	11598	13537												
85 - 89	5950	5932	6248	6003	6144	5732	1249	1263	1398	1385	1461	1413	4701	4669	4850	4618	4683	4319												
90 - 94	1149	1350	1455	1535	1610	1738	214	249	250	283	320	329	935	1101	1205	1252	1290	1409												
95 - 99	141	141	163	196	191	205	29	27	39	57	63	72	112	114	124	139	128	133												
100+	50	50	45	33	39	38	16	15	18	14	18	20	34	35	27	19	21	18												
Urban population																														
Total	1077487	1088185	1096741	1098499	1099145	1097418	500427	505575	510167	511484	512200	511975	577060	582610	586574	587015	586945	585443												
0	19450	19605	19321	18971	17865	18104	9996	10090	9888	9676	9073	9510	9454	9515	9433	9295	8792	8594												
1 - 4	73585	75312	76968	76758	76057	73913	37578	38494	39430	39374	38991	37716	36007	36818	37538	37384	37066	36197												
5 - 9	76471	79955	83462	86617	88888	90230	39081	40848	42698	44229	45402	46079	37390	39107	40764	42388	43486	44151												
10 - 14	60109	62259	64808	68156	71186	74337	31056	32126	33266	34863	36371	38018	29053	30133	31542	33293	34815	36319												
15 - 19	67200	65410	62482	59571	59446	59524	34219	33259	32108	30847	30781	30688	32981	32151	30374	28724	28665	28836												
20 - 24	91326	87526	82985	77942	72636	68510	45021	43434	41293	39099	36614	34719	46305	44092	41692	38843	36022	33791												
25 - 29	99449	100641	101664	99184	95449	90248	48858	49124	49533	48313	46719	44612	50591	51517	52131	50871	48730	45636												
30 - 34	85512	87717	89004	91327	93875	95524	41886	43031	43744	44950	46163	46994	43626	44686	45260	46377	47712	48530												
35 - 39	79099	79356	80436	80257	80786	80992	37353	37786	38670	38764	39340	39561	41746	41570	41766	41493	41446	41431												

Continuation

	Total						Male						Female					
	2014	2015	2016	2017	2018	2019	2014	2015	2016	2017	2018	2019	2014	2015	2016	2017	2018	2019
40 - 44	74907	75793	75512	75760	75112	74809	34859	35106	34836	35027	34934	35053	40048	40687	40676	40733	40178	39756
45 - 49	67779	67258	68229	69093	70317	70917	31021	30880	31563	32019	32330	32495	36758	36378	36666	37074	37987	38422
50 - 54	73690	72769	70213	67469	65254	63763	32690	32394	31143	30136	29243	28594	41000	40375	39070	37333	36011	35169
55 - 59	60731	62389	65750	68039	68765	68366	25854	26588	28264	29156	29565	29402	34877	35801	37486	38883	39200	38964
60 - 64	50206	51077	51153	51524	53148	55200	19486	19972	20124	20390	21164	22300	30720	31105	31029	31134	31984	32900
65 - 69	29988	34893	39674	42179	43114	43979	11022	12752	14342	15259	15548	15871	18966	22141	25332	26920	27566	28108
70 - 74	28446	23981	20819	20112	21885	25133	9283	7929	6943	6737	7493	8405	19163	16052	13876	13375	14392	16728
75 - 79	23778	26266	27380	27155	25157	21771	7315	7861	8139	7980	7251	6291	16463	18405	19241	19175	17906	15480
80 - 84	9707	9763	10287	11872	13529	15628	2608	2626	2772	3220	3680	4136	7099	7137	7515	8652	9849	11492
85 - 89	4999	5001	5289	5106	5205	4925	1035	1049	1181	1178	1230	1224	3964	3952	4108	3928	3975	3701
90 - 94	930	1086	1170	1259	1323	1397	182	205	194	218	254	245	748	881	976	1041	1069	1152
95 - 99	100	101	115	134	130	133	18	15	29	45	46	54	82	86	86	89	84	79
100+	25	27	20	14	18	15	6	6	7	4	8	8	19	21	13	10	10	7
Rural population																		
Total	292171	289936	288069	284235	281392	281114	147011	146056	145385	143659	142323	142248	145160	143880	142684	140576	139069	138866
0	5012	5072	4987	4658	4574	4525	2550	2578	2580	2424	2360	2285	2462	2494	2407	2234	2214	2240
1 - 4	20100	19925	19844	19618	19207	19023	10231	10170	10116	10050	9863	9848	9869	9755	9728	9568	9344	9175
5 - 9	24770	24550	24527	24068	24032	23536	12709	12506	12555	12298	12199	11978	12061	12044	11972	11770	11833	11558
10 - 14	21796	22134	22508	22948	23142	23508	11088	11291	11438	11666	11873	12046	12078	12043	11070	11282	11269	11462
15 - 19	24852	22910	21411	19988	19404	19740	12813	11775	10985	10259	9978	10155	12039	11135	10426	9729	9426	9585
20 - 24	24050	24072	23945	22947	21745	20699	13283	13272	13106	12441	11736	11051	10767	10800	10839	10506	10009	9648
25 - 29	22686	22048	20977	20163	19419	19698	12357	12159	11788	11481	11048	11186	10329	9889	9189	8682	8371	8512
30 - 34	19866	19611	19713	20097	20074	20047	10527	10481	10560	10859	10856	10852	9339	9130	9153	9238	9218	9195
35 - 39	19888	19567	19256	18521	18194	18163	10254	10039	9929	9603	9520	9575	9634	9528	9327	8918	8674	8588
40 - 44	19019	19162	19011	18882	18507	18359	9786	9954	9859	9776	9485	9395	9233	9208	9152	9106	9022	8964
45 - 49	19332	18765	18523	18111	18053	17837	9616	9304	9255	9098	9220	9155	9716	9461	9268	9013	8833	8682
50 - 54	20074	19992	19434	19028	18443	18106	9993	9964	9677	9418	9138	8999	10081	10028	9757	9610	9305	9107
55 - 59	16006	16486	17452	17842	18294	18314	7696	7911	8473	8767	9066	9067	8310	8575	8979	9075	9228	9247
60 - 64	12370	12617	12700	12958	13273	13954	5559	5764	5879	6030	6178	6629	6811	6853	6821	6928	7095	7325
65 - 69	7504	8488	9398	10022	10271	10286	3210	3679	4004	4279	4450	4444	4294	4809	5394	5743	5821	5842
70 - 74	6972	5946	5153	4994	5140	5894	2723	2342	2072	2016	2086	2382	4249	3604	3081	2978	3054	3512
75 - 79	4936	5642	6140	5896	5635	5054	1875	2079	2258	2169	2015	1815	3061	3563	3882	3727	3620	3239
80 - 84	1702	1691	1773	2240	2677	3128	474	509	557	731	928	1083	1228	1182	1216	1509	1749	2045
85 - 89	951	931	959	897	939	807	214	214	217	207	231	189	737	717	742	690	708	618
90 - 94	219	264	285	276	287	341	32	44	56	65	66	84	187	220	229	211	221	257
95 - 99	41	40	48	62	61	72	11	12	10	12	17	18	30	28	38	50	44	54
100+	25	23	25	19	21	23	10	9	11	10	10	12	15	14	14	9	11	11

Kostanai

at the beginning of the year, people

	Total						Male						Female					
	2014	2015	2016	2017	2018	2019	2014	2015	2016	2017	2018	2019	2014	2015	2016	2017	2018	2019
Total	880968	881569	883806	879134	875616	872795	416079	416558	418026	416475	415243	414362	464889	465011	465780	462659	460373	458433
0	12879	12648	12665	12153	11613	11549	6609	6462	6534	6311	6040	5891	6270	6186	6131	5842	5573	5658
1 - 4	50329	50875	50804	50517	49637	48457	25726	26024	25906	25832	25544	25011	24603	24851	24898	24685	24093	23446
5 - 9	56837	57948	59711	60458	61545	61311	29149	29671	30645	30992	31474	31402	27688	28277	29066	29466	30071	29909
10 - 14	50889	51860	52281	53099	53679	55193	26035	26516	26752	27246	27499	28306	24854	25344	25529	25853	26180	26887
15 - 19	54984	52282	50936	49517	49331	49680	28091	26811	26188	25479	25505	25530	26893	25471	24748	24038	23826	24150
20 - 24	76611	71428	65821	60363	55835	52681	38440	36059	33594	31155	28861	27298	38171	35369	32227	29208	26974	25383
25 - 29	82279	83447	84312	81829	78055	73172	41269	41751	42089	40734	39145	37054	41010	41696	42223	41095	38910	36118
30 - 34	68365	70530	72227	74105	76357	78334	34224	35328	36250	37334	38320	39338	34141	35202	35977	36771	38037	38996
35 - 39	60238	60761	62049	62859	63909	64565	28865	29392	30159	30837	31563	32145	31373	31369	31890	32022	32346	32420
40 - 44	59331	59110	57999	57477	56825	57148	27956	27936	27322	27052	26853	27256	31375	31174	30677	30425	29972	29892
45 - 49	59144	57486	57309	56839	56765	56217	27557	26682	26746	26586	26510	26174	31587	30804	30563	30253	30255	30043
50 - 54	67480	66216	63794	60821	57961	55790	31544	30910	29593	28162	26806	25678	35936	35306	34201	32659	31155	30112
55 - 59	53997	56416	59801	61842	62610	62524	24307	25496	27154	28252	28606	28649	29690	30920	32647	33590	34004	33875
60 - 64	40932	42308	43616	44679	46495	49087	17171	17834	18403	18898	19939	21190	23761	24474	25213	25781	26556	27897
65 - 69	23525	27374	31185	33444	35140	36039	9127	10608	12201	13176	13848	14292	14398	16766	18984	20268	21292	21747
70 - 74	25038	20391	16805	15860	17006	19682	8409	6904	5703	5514	6060	7039	16629	13487	11102	10346	10946	12643
75 - 79	22769	24922	25672	24868	22501	19036	7421	7947	8169	7773	6871	5703	15348	16975	17503	17095	15630	13333
80 - 84	9691	9535	10102	11589	13291	15333	2879	2832	2950	3372	3843	4443	6812	6703	7152	8217	9448	10890
85 - 89	4694	4932	5455	5399	5465	5182	1114	1164	1393	1432	1542	1470	3580	3768	4062	3967	3923	3712
90 - 94	811	961	1110	1255	1416	1581	155	200	237	296	363	415	656	761	873	959	1053	1166
95 - 99	117	103	124	144	156	206	26	21	31	36	43	68	91	82	93	108	113	138
100+	28	36	28	17	24	28	5	10	7	6	8	10	23	26	21	11	16	18
Total	454765	460358	467277	468822	472807	475681	207902	210640	214143	215016	217077	218589	246863	249718	253134	253806	255730	257092
0	7176	7046	7123	6933	6740	6791	3609	3611	3719	3567	3459	3400	3567	3435	3404	3366	3281	3391
1 - 4	26733	27791	28410	28685	28269	27820	13775	14218	14478	14623	14513	14326	12958	13573	13932	14062	13756	13494
5 - 9	26929	28633	30557	31863	33541	34274	13872	14757	15801	16507	17307	17622	13057	13876	14756	15356	16234	16652
10 - 14	22027	22915	23817	24859	25819	27292	11396	11875	12323	12826	13302	14073	10631	11040	11494	12033	12517	13219
15 - 19	23905	22938	22813	22343	23001	23586	12205	11738	11766	11660	12071	12308	11700	11200	11047	10683	10930	11278
20 - 24	41395	37624	33712	30320	27982	26471	20031	18318	16733	15220	14067	13366	21364	19306	16979	15100	13915	13105
25 - 29	45925	48110	49887	49061	47051	43536	22343	23293	23958	23329	22466	21062	23582	24817	25929	25732	24585	22474
30 - 34	36504	38134	39959	41426	43871	46073	17931	18687	19578	20301	21425	22428	18573	19447	20381	21125	22446	23645
35 - 39	31252	32041	32993	33863	34642	35536	14609	15134	15662	16256	16741	17316	16643	16907	17331	17607	17901	18220

Continuation

	Total										Male					Female				
	2014	2015	2016	2017	2018	2019	2020	2021	2022	2023	2014	2015	2016	2017	2018	2019	2020	2021	2022	2023
40 - 44	30515	30577	30096	30004	30078	30361	33809	13936	13664	13693	13791	14013	16706	16641	16432	16311	16287	16348	16348	16348
45 - 49	29679	29102	29456	29410	29692	29629	13156	12840	13131	13107	13175	13121	16523	16262	16325	16303	16517	16508	16508	16508
50 - 54	33772	33300	32309	30916	29715	28867	14957	14743	14154	13555	13051	12615	18815	18557	18155	17361	16664	16252	16252	16252
55 - 59	27544	28941	30893	31916	32352	32315	11732	12359	13296	13747	13850	13898	15812	16582	17597	18169	18502	18417	18417	18417
60 - 64	21934	22483	23104	23681	24776	26396	8603	8881	9082	9323	9955	10621	13331	13602	14022	14358	14821	15775	15775	15775
65 - 69	13364	15633	17716	18997	19985	20494	4878	5660	6487	7022	7350	7613	8486	9973	11229	11975	12635	12881	12881	12881
70 - 74	14162	11595	9699	9235	10074	11703	4525	3730	3061	2977	3348	3900	9637	7865	6638	6258	6726	7803	7803	7803
75 - 79	12936	14286	14752	14462	13205	11301	4075	4411	4559	4345	3866	3235	8861	9875	10193	10117	9339	8066	8066	8066
80 - 84	5632	5572	5934	6715	7777	9026	1648	1631	1736	1936	2205	2539	3984	3941	4198	4779	5572	6487	6487	6487
85 - 89	2807	2966	3275	3270	3299	3117	633	684	803	840	917	871	2174	2282	2472	2430	2382	2246	2246	2246
90 - 94	510	598	687	770	850	971	96	116	132	161	195	220	414	482	555	609	655	751	751	751
95 - 99	53	59	73	85	74	112	17	13	18	20	20	39	36	46	55	65	54	73	73	73
100+	11	14	12	8	14	10	2	5	2	1	3	3	9	9	10	7	11	7	7	7
Rural population																				
Total	426203	421211	416529	410312	402809	397114	208177	205918	203883	201459	198166	195773	218026	215293	212646	208853	204643	201341	201341	201341
0	5703	5602	5542	5220	4873	4758	3000	2851	2815	2744	2581	2491	2703	2751	2727	2476	2292	2267	2267	2267
1 - 4	23596	23084	22394	21832	21368	20637	11951	11806	11428	11209	11031	10685	11645	11278	10966	10623	10337	9952	9952	9952
5 - 9	29908	29315	29154	28595	28004	27037	15277	14914	14844	14485	14167	13780	14631	14401	14310	14110	13837	13257	13257	13257
10 - 14	28862	28945	28464	28240	27860	27901	14639	14641	14429	14420	14197	14233	14223	14304	14035	13820	13663	13668	13668	13668
15 - 19	31079	29344	28123	27174	26330	26094	15886	15073	14422	13819	13434	13222	15193	14271	13701	13355	12896	12872	12872	12872
20 - 24	35216	33804	32109	30043	27853	26210	18409	17741	16861	15935	14794	13932	16807	16063	15248	14108	13059	12278	12278	12278
25 - 29	36354	35337	34425	32768	31004	29636	18926	18458	18131	17405	16679	15992	17428	16879	16294	15363	14325	13644	13644	13644
30 - 34	31861	32396	32268	32679	32486	32261	16293	16641	16672	17033	16895	16910	15568	15755	15596	15646	15591	15351	15351	15351
35 - 39	28986	28720	29056	28996	29267	29029	14256	14258	14497	14581	14822	14829	14730	14462	14559	14415	14445	14200	14200	14200
40 - 44	28816	28533	27903	27473	26747	26787	14147	14000	13658	13359	13062	13243	14669	14533	14245	14114	13685	13544	13544	13544
45 - 49	29465	28384	27853	27429	27073	26588	14401	13842	13615	13479	13335	13053	15064	14542	14238	13950	13738	13535	13535	13535
50 - 54	33708	32916	31485	29905	28246	26923	16587	16167	15439	14607	13755	13063	17121	16749	16046	15298	14491	13860	13860	13860
55 - 59	26453	27475	28908	29926	30258	30209	12575	13137	13858	14505	14756	14751	13878	14338	15050	15421	15502	15458	15458	15458
60 - 64	18998	19825	20512	20998	21719	22691	8568	8953	9321	9575	9984	10569	10430	10872	11191	11423	11735	12122	12122	12122
65 - 69	10161	11741	13469	14447	15155	15545	4249	4948	5714	6154	6498	6679	5912	6793	7755	8293	8657	8866	8866	8866
70 - 74	10876	8796	7106	6625	6932	7979	3884	3174	2642	2537	2712	3139	6992	5622	4464	4088	4220	4840	4840	4840
75 - 79	9833	10636	10920	10406	9296	7735	3346	3536	3610	3428	3005	2468	6487	7100	7310	6978	6291	5267	5267	5267
80 - 84	4059	3963	4168	4874	5514	6307	1231	1201	1214	1436	1638	1904	2828	2762	2954	3438	3876	4403	4403	4403
85 - 89	1887	1966	2180	2129	2166	2065	481	480	590	592	625	599	1406	1486	1590	1537	1541	1466	1466	1466
90 - 94	301	363	423	485	566	610	59	84	105	135	168	195	242	279	318	350	398	415	415	415
95 - 99	64	44	51	59	82	94	9	8	13	16	23	29	55	36	38	43	59	65	65	65
100+	17	22	16	9	10	18	3	5	5	5	5	7	14	17	11	4	5	11	11	11

Kyzylorda

at the beginning of the year, people

	Total						Male						Female					
	2014	2015	2016	2017	2018	2019	2014	2015	2016	2017	2018	2019	2014	2015	2016	2017	2018	2019
Total	739726	753001	765058	773143	783157	794335	369503	376202	382423	386976	392296	398398	370223	376799	382635	386167	390861	395937
0	19424	20120	19506	19137	18935	19076	10081	10317	10109	10003	9797	9846	9343	9803	9397	9134	9138	9230
1 - 4	77653	78274	78735	78150	77479	77128	40029	40454	40639	40394	40118	39905	37624	37820	38096	37756	37361	37223
5 - 9	75684	80745	86643	90888	94116	95232	38880	41458	44550	46784	48500	49108	36804	39287	42093	44104	45616	46124
10 - 14	58993	60501	62337	65250	69192	74445	29906	30702	31680	33125	35252	38183	29087	29799	30657	32125	33940	36262
15 - 19	64717	61067	58473	56014	55930	55836	33095	31428	30076	28815	28669	28355	31622	29639	28397	27199	27261	27481
20 - 24	65343	66419	65209	63155	60043	57509	34160	34598	33896	32962	31458	30322	31183	31821	31313	30193	28585	27187
25 - 29	61655	62206	63037	62283	62108	62282	31542	31819	32473	32364	32616	32930	30113	30387	30564	29919	29492	29352
30 - 34	52946	54273	55457	57334	59045	60096	26832	27623	28276	29176	30098	30619	26114	26650	27181	28158	28947	29477
35 - 39	50437	50453	50781	50391	50700	51537	25386	25329	25485	25476	25530	26076	25051	25124	25296	24915	25170	25461
40 - 44	46706	47771	48097	48345	48405	48834	23324	23896	24052	24159	24234	24476	23382	23875	24045	24186	24171	24358
45 - 49	42078	42115	42858	43943	44758	45179	20731	20835	21263	21757	22078	22419	21347	21280	21595	22186	22680	22760
50 - 54	40043	40992	40908	40865	40598	40447	19223	19665	19724	19765	19771	19730	20820	21327	21184	21100	20827	20717
55 - 59	28798	30389	33011	34902	36435	37868	13254	14091	15293	16274	17018	17811	15544	16298	17718	18628	19417	20057
60 - 64	21682	22632	22731	23800	24945	26328	9435	9869	9975	10512	11065	11776	12247	12763	12756	13288	13880	14552
65 - 69	12070	13973	16354	17078	17671	18943	5062	5828	6785	7000	7348	7863	7008	8145	9569	10078	10323	11080
70 - 74	10499	9467	8256	8542	9084	9983	4465	3934	3350	3445	3635	3903	6034	5533	4906	5097	5449	6080
75 - 79	6856	7502	8403	8295	8409	7737	2739	2998	3380	3335	3233	2977	4117	4504	5023	4960	5176	4760
80 - 84	2557	2555	2618	3229	3656	4243	848	866	924	1158	1370	1552	1709	1689	1694	2071	2286	2691
85 - 89	1226	1139	1240	1115	1218	1170	405	354	342	309	335	341	821	785	898	806	883	829
90 - 94	300	346	332	347	350	382	92	121	131	136	139	165	208	225	201	211	211	217
95 - 99	43	42	61	68	71	72	7	8	13	21	25	35	36	34	48	47	46	37
100+	16	20	11	12	9	8	7	9	7	6	7	6	9	11	4	6	2	2
Urban population																		
Total	316721	324986	333687	340834	346193	352020	154598	158877	163159	166695	169484	172683	162123	166109	170528	174139	176709	179337
0	8926	9311	9202	9133	8791	9055	4580	4830	4778	4783	4524	4746	4346	4481	4424	4350	4267	4309
1 - 4	35713	36190	36934	37076	36660	36250	18328	18635	19048	19136	18977	18744	17385	17555	17886	17940	17683	17506
5 - 9	30460	33955	37618	40930	43363	44827	15626	17433	19361	21037	22268	22968	14834	16522	18257	19893	21095	21859
10 - 14	22632	23424	24775	26306	28254	30569	11665	11955	12620	13350	14346	15638	10967	11469	12155	12956	13908	14931
15 - 19	24758	23353	22486	21880	22109	22228	12662	12081	11529	11191	11382	11418	12096	11272	10957	10689	10727	10810
20 - 24	28191	28280	27259	26149	24369	23452	14545	14537	13922	13342	12418	11986	13646	13743	13337	12807	11951	11466
25 - 29	26594	27196	28196	28477	28498	28199	13297	13751	14362	14658	14798	14747	13297	13445	13834	13819	13700	13452
30 - 34	22725	23608	24364	25250	26123	26737	10944	11530	11901	12431	13014	13390	11781	12078	12463	12819	13109	13347
35 - 39	22163	22095	22483	22360	22460	22794	10581	10464	10820	10758	10829	11087	11582	11631	11663	11602	11631	11707

Continuation

	Total							Male							Female						
	2014	2015	2016	2017	2018	2019	2020	2014	2015	2016	2017	2018	2019	2020	2014	2015	2016	2017	2018	2019	
40 - 44	21193	21569	21527	21628	21635	21743	10039	10253	10214	10214	10227	10224	10311	11154	11316	11313	11401	11411	11411	11432	
45 - 49	19522	19661	19909	20422	20598	20530	9231	9311	9385	9571	9638	9610	9610	10291	10350	10524	10851	10960	10920	10920	
50 - 54	18429	18847	18920	18976	18801	18734	8517	8684	8757	8829	8756	8694	8694	9912	10163	10163	10147	10045	10040	10040	
55 - 59	12678	13609	15037	16122	16897	17519	5701	6135	6766	7260	7547	7869	7869	6977	7474	8271	8862	9350	9650	9650	
60 - 64	9369	9792	9888	10275	10916	11725	3870	4084	4123	4337	4684	5058	5058	5499	5708	5765	5938	6232	6667	6667	
65 - 69	5082	5962	7016	7446	7771	8362	2023	2353	2775	2867	3023	3266	3266	3059	3609	4241	4579	4748	5096	5096	
70 - 74	4002	3637	3263	3449	3762	4221	1576	1375	1238	1306	1415	1543	1543	2426	2262	2025	2143	2347	2678	2678	
75 - 79	2717	2953	3188	3168	3217	2954	965	1023	1082	1097	1077	999	999	1752	1930	2106	2071	2140	1955	1955	
80 - 84	974	971	1058	1257	1432	1627	278	297	351	406	450	484	484	696	674	707	851	982	1143	1143	
85 - 89	479	443	439	406	434	391	136	108	91	74	85	83	83	343	335	348	332	349	308	308	
90 - 94	99	110	100	99	88	92	29	32	28	28	23	36	36	70	78	72	71	65	56	56	
95 - 99	7	12	18	19	13	10	2	3	4	5	4	5	5	5	9	14	14	9	5	5	
100+	8	8	7	6	2	1	3	3	4	2	2	1	1	5	5	3	4	0	0	0	
Rural population																					
Total	423005	428015	431371	432309	436964	442315	214905	217325	219264	220281	222812	225715	208100	210690	212107	212028	214152	216600	216600	216600	
0	10498	10809	10304	10004	10144	10021	5501	5487	5331	5220	5273	5100	4997	5322	4973	4784	4871	4921	4921	4921	
1 - 4	41940	42084	41801	41074	40819	40878	21701	21819	21591	21258	21141	21161	20239	20265	20210	19816	19678	19717	19717	19717	
5 - 9	45224	46790	49025	49958	50753	50405	23254	24025	25189	25747	26232	26140	21970	22765	23836	24211	24521	24265	24265	24265	
10 - 14	36361	37077	37562	38944	40938	43876	18241	18747	19060	19775	20906	22545	18120	18330	18502	19169	20032	21331	21331	21331	
15 - 19	39959	37714	35987	34134	33821	33608	20433	19347	18547	17624	17287	16937	19526	18367	17440	16510	16534	16671	16671	16671	
20 - 24	37152	38139	37950	37006	35674	34057	19615	20061	19974	19620	19040	18336	17537	18078	17976	17386	16634	15721	15721	15721	
25 - 29	35061	35010	34841	33806	33610	34083	18245	18068	18111	17706	17718	18183	16816	16942	16730	16100	15792	15900	15900	15900	
30 - 34	30221	30665	31093	32084	32922	33359	14805	16093	16375	16745	17084	17229	14333	14572	14718	15339	15838	16130	16130	16130	
35 - 39	28274	28358	28298	28031	28240	28743	13285	14865	14665	14718	14701	14989	13469	13493	13633	13313	13539	13754	13754	13754	
40 - 44	25513	26202	26570	26717	26770	27091	11500	11524	11878	12186	12440	12809	11056	12559	12732	12785	12760	12926	12926	12926	
45 - 49	22556	22454	22949	23521	24160	24649	11500	11524	11878	12186	12440	12809	11056	12559	12732	12785	12760	12926	12926	12926	
50 - 54	21614	22145	21988	21889	21797	21713	10706	10981	10967	10936	11015	11036	10908	11164	11164	11021	10953	10782	10677	10677	
55 - 59	16120	16780	17974	18780	19538	20349	7553	7956	8527	9014	9471	9942	8567	8824	9447	9766	10067	10407	10407	10407	
60 - 64	12313	12840	12843	13525	14029	14603	5565	5785	5852	6175	6381	6718	6748	7055	6991	7350	7648	7885	7885	7885	
65 - 69	6988	8011	9338	9632	9900	10581	3039	3475	4010	4133	4325	4597	3949	4536	5328	5499	5575	5984	5984	5984	
70 - 74	6497	5830	4993	5093	5322	5762	2889	2559	2112	2139	2220	2360	3608	3271	2881	2954	3102	3402	3402	3402	
75 - 79	4139	4549	5215	5127	5192	4783	1774	1975	2298	2238	2156	1978	2365	2574	2917	2889	3036	2805	2805	2805	
80 - 84	1583	1584	1560	1972	2224	2616	570	569	573	752	920	1068	1013	1015	987	1220	1304	1548	1548	1548	
85 - 89	747	696	801	709	784	779	269	246	251	235	250	258	478	450	550	474	534	521	521	521	
90 - 94	201	236	232	248	262	290	63	89	103	108	116	129	138	147	129	140	146	161	161	161	
95 - 99	36	30	43	49	58	62	5	5	9	16	21	30	31	25	34	33	37	32	32	32	
100+	8	12	4	6	7	7	4	6	3	4	5	5	4	6	1	2	2	2	2	2	

Mangystau

at the beginning of the year, people

	Total										Male										Female									
	2014	2015	2016	2017	2018	2019	2014	2015	2016	2017	2018	2019	2014	2015	2016	2017	2018	2019	2014	2015	2016	2017	2018	2019	2014	2015	2016	2017	2018	2019
	Total population										Total population										Total population									
Total	587431	606843	626774	642824	660317	678199	291699	301684	311906	320110	328935	337925	295732	305159	314868	322714	331382	340274	295732	305159	314868	322714	331382	340274	295732	305159	314868	322714	331382	340274
0	18239	19002	19209	19599	19242	19706	9416	9802	9943	10106	9971	10262	8823	9200	9266	9493	9271	9444	8823	9200	9266	9493	9271	9444	8823	9200	9266	9493	9271	9444
1 - 4	62700	66535	70721	73200	75699	76585	32432	34349	36401	37680	39105	39630	30268	32186	34320	35520	36594	36955	30268	32186	34320	35520	36594	36955	30268	32186	34320	35520	36594	36955
5 - 9	61412	65288	69618	73248	77173	81015	31713	33689	36086	37960	39862	41832	29699	31599	33532	35288	37311	39193	29699	31599	33532	35288	37311	39193	29699	31599	33532	35288	37311	39193
10 - 14	45169	47892	50358	53605	56984	61466	23120	24614	25869	27557	29384	31742	22049	23278	24489	26048	27600	29724	22049	23278	24489	26048	27600	29724	22049	23278	24489	26048	27600	29724
15 - 19	45604	43824	43115	42225	43113	44450	23238	22448	22221	21935	22258	22782	22366	21376	20894	20290	20855	21668	22366	21376	20894	20290	20855	21668	22366	21376	20894	20290	20855	21668
20 - 24	52955	52934	51813	49988	48147	46292	26882	27058	26690	25758	24728	23841	26073	25876	25123	24230	23419	22451	26073	25876	25123	24230	23419	22451	26073	25876	25123	24230	23419	22451
25 - 29	58022	58488	58845	58141	56950	55580	28975	29265	29381	29202	28814	28276	29047	29223	29464	28939	28136	27304	29047	29223	29464	28939	28136	27304	29047	29223	29464	28939	28136	27304
30 - 34	47763	50031	52424	54861	57207	58998	23969	25111	26324	27503	28657	29516	23794	24920	26100	27358	28550	29482	23794	24920	26100	27358	28550	29482	23794	24920	26100	27358	28550	29482
35 - 39	40668	42104	43700	44833	46056	47896	20255	20962	21799	22398	23029	23988	20413	21142	21901	22435	23027	23908	20413	21142	21901	22435	23027	23908	20413	21142	21901	22435	23027	23908
40 - 44	35793	36817	37346	37917	39333	40454	17700	18232	18408	18705	19425	19982	18093	18585	18938	19212	19908	20472	18093	18585	18938	19212	19908	20472	18093	18585	18938	19212	19908	20472
45 - 49	32067	32311	33293	34150	34682	35288	15583	15661	16194	16571	16855	17205	16484	16650	17099	17579	17827	18083	16484	16650	17099	17579	17827	18083	16484	16650	17099	17579	17827	18083
50 - 54	29480	30333	30526	30958	31343	31608	13867	14408	14517	14747	14970	15122	15613	15925	16009	16211	16373	16486	15613	15925	16009	16211	16373	16486	15613	15925	16009	16211	16373	16486
55 - 59	21699	22916	24681	26261	27375	28719	10016	10563	11450	12213	12674	13227	11683	12353	13231	14048	14701	15492	11683	12353	13231	14048	14701	15492	11683	12353	13231	14048	14701	15492
60 - 64	15036	16051	16975	18111	19473	20657	6502	6979	7389	7956	8730	9250	8534	9072	9586	10155	10743	11407	8534	9072	9586	10155	10743	11407	8534	9072	9586	10155	10743	11407
65 - 69	8322	9875	11437	12114	12796	13691	3467	4061	4669	4936	5169	5604	4855	5814	6768	7178	7627	8087	4855	5814	6768	7178	7627	8087	4855	5814	6768	7178	7627	8087
70 - 74	6083	5565	5232	5546	6169	7189	2353	2150	2063	2177	2425	2784	3730	3415	3169	3369	3744	4405	3730	3415	3169	3369	3744	4405	3730	3415	3169	3369	3744	4405
75 - 79	3771	4205	4695	4956	5197	4857	1384	1504	1662	1782	1832	1727	2387	2701	3033	3174	3365	3130	2387	2701	3033	3174	3365	3130	2387	2701	3033	3174	3365	3130
80 - 84	1530	1562	1637	1973	2170	2522	475	472	499	604	714	818	1055	1090	1138	1369	1456	1704	1055	1090	1138	1369	1456	1704	1055	1090	1138	1369	1456	1704
85 - 89	886	807	835	794	808	817	284	262	243	226	207	206	602	545	592	568	601	611	602	545	592	568	601	611	602	545	592	568	601	611
90 - 94	174	248	255	281	326	328	51	76	80	74	97	97	123	172	175	207	229	231	123	172	175	207	229	231	123	172	175	207	229	231
95 - 99	37	33	41	47	54	58	11	9	11	13	19	23	26	24	30	34	35	35	26	24	30	34	35	35	26	24	30	34	35	35
100+	21	22	18	16	20	23	6	9	7	7	10	11	15	13	11	9	10	12	15	13	11	9	10	12	15	13	11	9	10	12
Urban population																														
Total	293110	268107	271572	273540	269243	271054	142820	134280	136252	137277	134926	135489	150290	133827	135320	136263	134317	135565	150290	133827	135320	136263	134317	135565	150290	133827	135320	136263	134317	135565
0	8672	8024	8083	8567	6904	6726	4487	4211	4196	4369	3507	3461	4185	3813	3887	4198	3397	3265	4185	3813	3887	4198	3397	3265	4185	3813	3887	4198	3397	3265
1 - 4	29904	27611	29154	29842	29952	28567	15447	14798	15345	15648	15609	14739	14457	12813	13809	14194	14343	13828	14457	12813	13809	14194	14343	13828	14457	12813	13809	14194	14343	13828
5 - 9	28238	26866	28045	29326	29621	31055	14600	14175	15087	15735	15864	16663	13638	12691	12958	13591	13757	14392	13638	12691	12958	13591	13757	14392	13638	12691	12958	13591	13757	14392
10 - 14	21094	19480	20442	21657	22261	23284	10805	10343	10800	11424	11794	12328	10289	9137	9642	10233	10467	10956	10289	9137	9642	10233	10467	10956	10289	9137	9642	10233	10467	10956
15 - 19	21509	17434	16800	16067	16181	16689	10998	9321	9066	8789	8731	8868	10511	8113	7734	7278	7450	7821	10511	8113	7734	7278	7450	7821	10511	8113	7734	7278	7450	7821
20 - 24	25292	21906	20621	19156	17520	16406	12818	11727	11326	10530	9565	8922	12474	10179	9295	8626	7955	7484	12474	10179	9295	8626	7955	7484	12474	10179	9295	8626	7955	7484
25 - 29	28164	25443	24636	23287	21409	20537	13992	12971	12518	11985	11193	10852	14172	12472	12118	11302	10216	9685	14172	12472	12118	11302	10216	9685	14172	12472	12118	11302	10216	9685
30 - 34	23279	22084	22719	23184	23242	23608	11521	11228	11584	11843	11819	11953	11758	10856	11135	11341	11423	11655	11758	10856	11135	11341	11423	11655	11758	10856	11135	11341	11423	11655
35 - 39	20334	18744	18881	18996	18878	19411	9675	9211	9296	9422	9469	9791	10659	9533	9585	9574	9409	9620	10659	9533	9585	9574	9409	9620	10659	9533	9585	9574	9409	9620

Continuation

	Total						Male						Female					
	2014	2015	2016	2017	2018	2019	2014	2015	2016	2017	2018	2019	2014	2015	2016	2017	2018	2019
40 - 44	19400	17488	17199	16864	16591	16616	9126	8392	8237	8083	7959	8004	10274	9096	8962	8781	8632	8612
45 - 49	17991	16000	16178	16205	15742	15691	8406	7657	7802	7782	7510	7427	9585	8343	8376	8423	8232	8264
50 - 54	16810	15604	15382	15244	14873	14722	7671	7310	7181	7089	6989	6928	9139	8294	8201	8155	7884	7794
55 - 59	12442	11940	12743	13369	13373	13823	5514	5362	5778	6125	6039	6220	6928	6578	6965	7244	7334	7603
60 - 64	8562	8298	8679	9183	9615	10101	3627	3572	3741	3923	4167	4327	4935	4726	4938	5260	5448	5774
65 - 69	4809	5230	6002	6169	6288	6585	1917	2081	2355	2439	2474	2622	2892	3149	3647	3730	3814	3963
70 - 74	3239	2614	2442	2661	2984	3555	1177	952	944	1032	1151	1326	2062	1662	1498	1629	1833	2229
75 - 79	2080	2147	2321	2384	2372	2103	696	679	702	728	741	694	1384	1468	1619	1656	1631	1409
80 - 84	809	740	787	945	996	1139	218	183	186	239	267	292	591	557	601	706	729	847
85 - 89	399	348	362	340	356	349	110	84	87	78	61	61	289	264	275	262	295	288
90 - 94	64	83	85	81	78	79	11	18	19	12	14	8	53	65	66	69	64	71
95 - 99	11	13	4	8	3	4	2	0	0	0	1	1	9	13	4	8	2	3
100+	8	10	7	5	4	4	2	5	2	2	2	2	6	5	5	3	2	2
Rural population																		
Total	294321	338736	355202	369284	391074	407145	148879	167404	175654	182833	194009	202436	145442	171332	179548	186451	197065	204709
0	9567	10978	11126	11032	12338	12980	4929	5591	5747	5737	6464	6801	4638	5387	5379	5295	5874	6179
1 - 4	32796	38924	41567	43358	45747	48018	16985	19551	21056	22032	23496	24891	15811	19373	20511	21326	22251	23127
5 - 9	33174	38422	41573	43922	47552	49960	17113	19514	20999	22225	23998	25169	16061	18908	20574	21697	23554	24791
10 - 14	24075	28412	29916	31948	34723	38182	12315	14271	15069	16133	17590	19414	11760	14141	14847	15815	17133	18768
15 - 19	24095	26390	26315	26158	26932	27761	12240	13127	13155	13146	13527	13914	11855	13263	13160	13012	13405	13847
20 - 24	27663	31028	31192	30832	30627	29886	14064	15331	15364	15228	15163	14919	13599	15697	15828	15604	15464	14967
25 - 29	29858	33045	34209	34854	35541	35043	14983	16294	16863	17217	17621	17424	14875	16751	17346	17637	17920	17619
30 - 34	24484	27947	29705	31677	33965	35390	12448	13883	14740	15660	16838	17563	12036	14064	14965	16017	17127	17827
35 - 39	20334	23360	24819	25837	27178	28485	10580	11751	12503	12976	13560	14197	9754	11609	12316	12861	13618	14288
40 - 44	16393	19329	20147	21053	22742	23838	8574	9840	10171	10622	11466	11978	7819	9489	9976	10431	11276	11860
45 - 49	14076	16311	17115	17945	18940	19597	7177	8004	8392	8789	9345	9778	6899	8307	8723	9156	9595	9819
50 - 54	12670	14729	15144	15714	16470	16886	6196	7098	7336	7658	7981	8194	6474	7631	7808	8056	8489	8692
55 - 59	9257	10976	11938	12892	14002	14896	4502	5201	5672	6088	6635	7007	4755	5775	6266	6804	7367	7889
60 - 64	6474	7753	8296	8928	9858	10556	2875	3407	3648	4033	4563	4923	3599	4346	4648	4895	5295	5633
65 - 69	3513	4645	5435	5945	6508	7106	1550	1980	2314	2497	2695	2982	1963	2665	3121	3448	3813	4124
70 - 74	2844	2951	2790	2885	3185	3634	1176	1198	1119	1145	1274	1458	1668	1753	1671	1740	1911	2176
75 - 79	1691	2058	2374	2572	2825	2754	688	825	960	1054	1091	1033	1003	1233	1414	1518	1734	1721
80 - 84	721	822	850	1028	1174	1383	257	289	313	365	447	526	464	533	537	663	727	857
85 - 89	487	459	473	454	452	468	174	178	156	148	146	145	313	281	317	306	306	323
90 - 94	110	165	170	200	248	249	40	58	61	62	83	89	70	107	109	138	165	160
95 - 99	26	20	37	39	51	54	9	9	11	13	18	22	17	11	26	26	33	32
100+	13	12	11	11	16	19	4	4	5	5	8	9	9	8	6	6	8	10

Pavlodar

at the beginning of the year, people

	Total						Male						Female					
	2014	2015	2016	2017	2018	2019	2014	2015	2016	2017	2018	2019	2014	2015	2016	2017	2018	2019
Total	752914	755793	758594	757014	754854	753853	354764	356440	357995	357690	357138	356840	398150	399353	400599	399324	397716	397013
0	12991	12941	12690	12488	11871	11763	6785	6642	6468	6478	6155	5994	6206	6299	6222	6010	5716	5769
1 - 4	49725	50326	51077	50578	50073	48999	25564	25912	26345	26030	25810	25193	24161	24414	24732	24548	24263	23806
5 - 9	52218	54621	56895	58862	60118	60435	26773	28077	29326	30334	30968	31215	25445	26544	27569	28528	29150	29220
10 - 14	41875	43399	44624	46262	47851	50382	21419	22306	22829	23706	24560	25851	20456	21093	21795	22556	23291	24531
15 - 19	46312	43628	41872	39783	39737	40428	23748	22257	21364	20340	20317	20657	22564	21371	20508	19443	19420	19771
20 - 24	61220	57887	54481	50819	47261	43952	30984	29507	27902	26105	24347	22714	30236	28380	26579	24714	22914	21238
25 - 29	67684	67948	67182	64759	61425	58359	33672	33862	33542	32458	31091	29738	34012	34086	33640	32301	30334	28621
30 - 34	57576	58757	59883	61668	63137	63835	28131	28817	29483	30546	31312	31758	29445	29940	30400	31122	31825	32077
35 - 39	55337	54694	54663	53948	53573	54007	26540	26323	26370	26084	26030	26311	28797	28371	28293	27864	27543	27696
40 - 44	54162	54384	53854	53586	52857	52235	25702	25903	25574	25427	25137	24940	28460	28481	28280	28159	27720	27295
45 - 49	52180	51348	51579	51303	51460	51330	24249	23808	24091	24143	24187	24140	27931	27540	27488	27160	27273	27190
50 - 54	56549	56017	54416	52655	50816	49151	25734	25502	24801	23978	23254	22582	30815	30515	29615	28677	27562	26569
55 - 59	43764	45918	48506	50346	51620	52202	19329	20367	21522	22344	22975	23289	24435	25551	26984	28002	28645	28913
60 - 64	33625	34096	34938	36001	37523	39586	13578	13995	14506	15150	15887	16778	20047	20101	20432	20851	21636	22808
65 - 69	20377	24027	27007	28638	29065	29379	7735	9007	10107	10748	10899	11118	12642	15020	16900	17890	18166	18261
70 - 74	19755	16324	13730	13229	14553	17090	6623	5441	4588	4494	5041	5949	13132	10883	9142	8735	9512	11141
75 - 79	16673	18396	19379	19184	17660	15036	5552	5996	6208	5963	5355	4403	11121	12400	13171	13221	12305	10633
80 - 84	6658	6543	7057	8169	9474	11024	1846	1841	1979	2356	2732	3188	4812	4702	5078	5813	6742	7836
85 - 89	3488	3662	3809	3647	3630	3387	677	739	848	844	889	805	2811	2923	2961	2803	2741	2582
90 - 94	643	786	855	994	1048	1138	98	113	112	134	161	182	545	673	743	860	887	956
95 - 99	77	64	73	76	81	102	19	17	21	19	20	19	58	47	52	57	61	83
100+	25	27	24	19	21	33	6	8	9	9	11	16	19	19	15	10	10	17
Total	524977	529959	534532	534667	533477	532029	241565	244047	246293	246645	246282	245555	283412	285912	288239	288022	287195	286474
0	8875	8900	8885	8682	8200	8189	4611	4568	4544	4544	4293	4164	4264	4332	4341	4138	3907	4025
1 - 4	34065	34546	35153	35051	34427	33530	17482	17744	18068	18031	17773	17326	16583	16802	17085	17020	16654	16204
5 - 9	34288	36641	38660	40316	41338	41370	17445	18788	19852	20728	21271	21353	16843	17853	18808	19588	20067	20017
10 - 14	26628	27733	28742	30053	31148	33197	13607	14160	14616	15291	15834	16886	13021	13573	14126	14762	15314	16311
15 - 19	29280	27800	26896	25631	25811	26010	14944	14089	13665	13061	13152	13222	14336	13711	13231	12570	12659	12788
20 - 24	42958	40217	37484	34600	31973	29441	21180	20024	18810	17433	16130	14954	21778	20193	18674	17167	15843	14487
25 - 29	50210	50938	50726	48984	46116	43057	24514	24763	24584	23761	22641	21290	25696	26175	26142	25223	23475	21767
30 - 34	41785	43008	44278	45901	47305	48030	19938	20603	21288	22233	22934	23267	21847	22405	22990	23668	24371	24763
35 - 39	39552	39380	39499	38997	38769	39288	18508	18523	18616	18327	18277	18579	21044	20857	20883	20670	20492	20709

Continuation

	Total						Male						Female					
	2014	2015	2016	2017	2018	2019	2014	2015	2016	2017	2018	2019	2014	2015	2016	2017	2018	2019
40 - 44	39013	39197	38802	38552	37999	37433	17876	17997	17777	17785	17544	17379	21137	21200	21025	20767	20455	20054
45 - 49	36872	36559	37004	36943	37211	37045	16584	16401	16717	16748	16819	16663	20288	20158	20287	20195	20392	20382
50 - 54	39711	39493	38521	37257	35967	34968	17472	17401	17007	16390	15904	15536	22239	22092	21514	20867	20063	19432
55 - 59	30032	31747	33805	35362	36569	36935	12768	13526	14406	15098	15662	15910	17264	18221	19399	20264	20907	21025
60 - 64	23706	23967	24520	25178	26168	27652	9165	9421	9741	10114	10589	11137	14541	14546	14779	15064	15579	16515
65 - 69	14724	17372	19476	20564	20884	21157	5363	6275	7014	7374	7440	7615	9361	11097	12462	13190	13444	13542
70 - 74	13903	11659	9972	9803	10830	12692	4533	3767	3225	3241	3624	4236	9370	7892	6747	6562	7206	8456
75 - 79	11546	12852	13672	13635	12598	10832	3709	4083	4295	4143	3733	3099	7837	8769	9377	9492	8865	7733
80 - 84	4794	4655	4967	5685	6727	7860	1293	1281	1358	1622	1888	2213	3501	3374	3609	4063	4839	5647
85 - 89	2544	2704	2820	2746	2653	2502	498	546	625	622	651	591	2046	2158	2195	2124	2002	1911
90 - 94	446	556	619	701	761	806	65	79	75	93	116	128	381	477	544	608	645	678
95 - 99	33	26	24	22	19	29	7	5	7	4	5	4	26	21	17	18	14	25
100+	12	9	7	4	4	6	3	3	3	2	2	3	9	6	4	2	2	3
Rural population																		
Total	227937	225834	224062	222347	221377	221824	113199	112393	111702	111045	110856	111285	114738	113441	112360	111302	110521	110539
0	4116	4041	3805	3806	3671	3574	2174	2074	1924	1934	1862	1830	1942	1967	1881	1872	1809	1744
1 - 4	15660	15780	15924	15527	15646	15469	8082	8168	8277	7999	8037	7867	7578	7612	7647	7528	7609	7602
5 - 9	17930	17980	18235	18546	18780	19065	9328	9289	9474	9606	9697	9862	8602	8691	8761	8940	9083	9203
10 - 14	15247	15666	15882	16209	16703	17185	7812	8146	8213	8415	8726	8965	7435	7520	7669	7794	7977	8220
15 - 19	17032	15828	14976	14152	13926	14418	8804	8168	7699	7279	7165	7435	8228	7660	7277	6873	6761	6983
20 - 24	18262	17670	16997	16219	15288	14511	9804	9483	9092	8672	8217	7760	8458	8187	7905	7547	7071	6751
25 - 29	17474	17010	16456	15775	15309	15302	9158	9099	8958	8697	8450	8448	8316	7911	7498	7078	6859	6854
30 - 34	15791	15749	15605	15767	15832	15805	8193	8214	8195	8313	8378	8491	7598	7535	7410	7454	7454	7314
35 - 39	15785	15314	15164	14951	14804	14719	8032	7800	7754	7757	7753	7732	7753	7514	7410	7194	7051	6987
40 - 44	15149	15187	15052	15034	14858	14802	7826	7906	7797	7642	7593	7561	7323	7281	7255	7392	7265	7241
45 - 49	15308	14789	14575	14360	14249	14285	7665	7407	7374	7395	7368	7477	7643	7382	7201	6965	6881	6808
50 - 54	16838	16524	15895	15398	14849	14183	8262	8101	7794	7588	7350	7046	8576	8423	8101	7810	7499	7137
55 - 59	13732	14171	14701	14984	15051	15267	6561	6841	7116	7246	7313	7379	7171	7330	7585	7738	7738	7888
60 - 64	9919	10129	10418	10823	11355	11934	4413	4574	4765	5036	5298	5641	5506	5555	5653	5787	6057	6293
65 - 69	5653	6655	7531	8074	8181	8222	2372	2732	3093	3374	3459	3503	3281	3923	4438	4700	4722	4719
70 - 74	5852	4665	3758	3426	3723	4398	2090	1674	1363	1253	1417	1713	3762	2991	2395	2173	2306	2685
75 - 79	5127	5544	5707	5549	5062	4204	1843	1913	1913	1820	1622	1304	3284	3631	3794	3729	3440	2900
80 - 84	1864	1888	2090	2484	2747	3164	553	560	621	734	844	975	1311	1328	1469	1750	1903	2189
85 - 89	944	958	989	901	977	885	179	193	223	222	238	214	765	765	766	679	739	671
90 - 94	197	230	236	293	287	332	33	34	37	41	45	54	164	196	199	252	242	278
95 - 99	44	38	49	54	62	73	12	12	14	15	15	15	32	26	35	39	47	58
100+	13	18	17	15	17	27	3	5	6	7	9	13	10	13	11	8	8	14

Soltustik Kazakhstan

at the beginning of the year, people

	Total										Male										Female									
	2014	2015	2016	2017	2018	2019	2014	2015	2016	2017	2018	2019	2014	2015	2016	2017	2018	2019	2014	2015	2016	2017	2018	2019	2014	2015	2016	2017	2018	2019
	Total population										Total population										Total population									
Total	575945	571830	569594	563300	558584	554517	274339	272507	271698	268966	266907	265216	301606	299323	297896	294334	291677	289301												
0	8471	8136	8087	7633	7314	7086	4412	4178	4226	3912	3702	3648	4059	3958	3861	3721	3612	3438												
1 - 4	34036	33699	33268	32864	31895	30714	17472	17379	17160	16993	16522	15796	16564	16320	16108	15871	15373	14918												
5 - 9	38480	39484	40308	40784	41547	41027	19842	20318	20709	21011	21375	21165	18638	19166	19599	19773	20172	19862												
10 - 14	34243	34612	35105	35562	35698	36914	17725	17935	18162	18365	18485	19051	16518	16677	16943	17197	17213	17863												
15 - 19	37348	34852	33785	32677	32197	32535	19229	17976	17398	16921	16595	16832	18119	16876	16387	15756	15602	15703												
20 - 24	40818	40151	39516	37009	35366	33454	21679	21181	20735	19396	18607	17536	19139	18970	18781	17613	16759	15918												
25 - 29	44798	43224	41275	39447	37803	36628	23238	22673	21943	21032	20217	19662	21560	20551	19332	18415	17586	16966												
30 - 34	42238	42282	42234	41937	41553	41099	21063	21159	21318	21391	21481	21411	21175	21123	20916	20546	20072	19688												
35 - 39	40423	40116	39870	39399	39467	39110	19686	19669	19671	19521	19473	19482	20737	20447	20199	19878	19994	19628												
40 - 44	38355	38404	38269	38072	37704	37766	18528	18465	18321	18274	18233	18245	19827	19939	19948	19798	19471	19521												
45 - 49	39255	37780	37104	36518	36252	35912	18977	18240	17886	17582	17476	17245	20278	19540	19218	18936	18776	18667												
50 - 54	46008	44717	42513	40218	38114	36529	21362	20992	19987	18923	18055	17449	24646	23725	22526	21295	20059	19080												
55 - 59	40200	40944	42465	43136	42855	42131	18133	18355	19141	19573	19424	19151	22067	22589	23324	23563	23431	22980												
60 - 64	31037	32021	33284	33846	34772	36149	13135	13681	14336	14595	14993	15679	17902	18340	18948	19251	19779	20470												
65 - 69	16598	19813	22390	24264	25752	26729	6457	7656	8645	9453	10114	10545	10141	12157	13745	14811	15638	16184												
70 - 74	16659	13374	10840	10533	11787	13618	5561	4500	3695	3673	4168	4886	11098	8874	7145	6860	7619	8732												
75 - 79	15715	16962	17570	16802	14811	12272	5126	5399	5476	5164	4405	3549	10589	11563	12094	11638	10406	8723												
80 - 84	6658	6532	6740	7718	8913	10253	1877	1840	1877	2140	2534	2875	4781	4692	4863	5578	6379	7378												
85 - 89	3820	3793	3903	3654	3509	3176	735	769	826	828	849	765	3085	3024	3077	2826	2660	2411												
90 - 94	652	823	949	1067	1123	1250	82	126	172	194	170	205	570	697	777	873	953	1045												
95 - 99	100	88	107	145	132	140	17	12	13	22	25	33	83	76	94	123	107	107												
100+	33	23	12	15	20	25	3	4	1	3	4	6	30	19	11	12	16	19												
Urban population																														
Total	241337	243231	248935	250202	251737	252673	109117	110125	112899	113583	114372	114947	132220	133106	136036	136619	137365	137726												
0	3811	3863	3931	3763	3503	3509	1981	2030	2043	1939	1758	1809	1830	1833	1888	1824	1745	1700												
1 - 4	14838	15034	15413	15519	15263	14800	7676	7789	8043	8060	7910	7603	7162	7245	7370	7459	7353	7197												
5 - 9	13823	15006	16291	17216	18182	18454	7128	7767	8420	8930	9422	9566	6695	7239	7871	8286	8760	8888												
10 - 14	11031	11452	12057	12474	12907	13736	5712	5886	6199	6448	6700	7107	5319	5566	5858	6026	6207	6629												
15 - 19	11513	10817	11877	11748	11484	11691	5853	5529	5966	5861	5849	6046	5660	5288	5911	5887	5635	5645												
20 - 24	20007	18320	17474	16236	15760	15012	9778	9044	8594	8037	7700	7274	10229	9276	8880	8199	8060	7738												
25 - 29	23152	23781	24578	24292	23348	21702	11198	11446	11822	11590	11216	10575	11954	12335	12756	12702	12132	11127												
30 - 34	19718	20363	21027	21389	22032	22997	9614	9857	10215	10464	10850	11173	10104	10506	10812	10925	11182	11824												
35 - 39	17437	17801	18182	18306	18848	19057	8185	8490	8791	8880	9106	9343	9252	9311	9391	9426	9742	9714												

Continuation

	Total					Male					Female							
	2014	2015	2016	2017	2018	2019	2014	2015	2016	2017	2018	2019	2014	2015	2016	2017	2018	2019
40 - 44	15210	15519	15846	16236	16434	16867	6933	7073	7191	7434	7622	7839	8277	8446	8655	8802	8812	9028
45 - 49	15063	14653	14622	14528	14723	14793	6740	6562	6578	6585	6684	6696	8323	8091	8044	7943	8039	8097
50 - 54	17953	17409	16559	15805	15262	14741	7663	7508	7154	6869	6680	6498	10290	9901	9405	8936	8582	8243
55 - 59	16690	16888	17483	17751	17537	17174	6951	6989	7243	7370	7244	7121	9739	9899	10240	10381	10293	10053
60 - 64	13944	14304	14814	14942	15219	15924	5446	5620	5875	5891	5985	6278	8498	8684	8939	9051	9234	9646
65 - 69	7643	9240	10520	11579	12302	12755	2744	3278	3704	4154	4434	4604	4899	5962	6816	7425	7868	8151
70 - 74	7245	5804	4697	4736	5568	6658	2222	1816	1518	1541	1816	2208	5023	3988	3179	3195	3752	4450
75 - 79	6971	7635	8035	7723	6914	5734	2119	2225	2260	2164	1862	1518	4852	5410	5775	5559	5052	4216
80 - 84	3006	3000	3109	3568	4166	4886	776	786	825	915	1090	1258	2230	2214	2284	2653	3076	3628
85 - 89	1917	1892	1907	1786	1661	1498	340	358	369	349	365	335	1577	1534	1538	1437	1296	1163
90 - 94	308	411	472	532	557	620	48	63	82	85	62	76	260	348	390	447	495	544
95 - 99	45	30	36	68	63	62	10	8	7	16	17	19	35	22	29	52	46	43
100+	12	9	5	5	4	3	0	1	0	1	0	1	12	8	5	4	4	2
Rural population																		
Total	334608	328599	320659	313098	306847	301844	165222	162382	158799	155383	152535	150269	169386	166217	161860	157715	154312	151575
0	4660	4273	4156	3870	3811	3577	2431	2148	2183	1973	1944	1839	2229	2125	1973	1897	1867	1738
1 - 4	19198	18665	17855	17345	16632	15914	9796	9590	9117	8933	8612	8193	9402	9075	8738	8412	8020	7721
5 - 9	24657	24478	24017	23568	23365	22573	12714	12551	12289	12081	11953	11599	11943	11927	11728	11487	11412	10974
10 - 14	23212	23160	23048	23088	22791	23178	12013	12049	11963	11917	11785	11944	11199	11111	11085	11171	11006	11234
15 - 19	25835	24035	21908	20929	20713	20844	13376	12447	11432	11060	10746	10786	12459	11588	10476	9869	9967	10058
20 - 24	20811	21831	22042	20773	19606	18442	11901	12137	12141	11359	10907	10262	8910	9694	9901	9414	8699	8180
25 - 29	21646	19443	16697	15155	14455	14926	12040	11227	10121	9442	9001	9087	9606	8216	6576	5713	5454	5839
30 - 34	22520	21919	21207	20548	19521	18102	11449	11302	11103	10927	10631	10238	11071	10617	10104	9621	8890	7864
35 - 39	22986	22315	21688	21093	20619	20053	11501	11179	10880	10641	10367	10139	11485	11136	10808	10452	10252	9914
40 - 44	23145	22885	22423	21836	21270	20899	11595	11392	11130	10840	10611	10406	11550	11493	11293	10996	10659	10493
45 - 49	24192	23127	22482	21990	21529	21119	12237	11678	11308	10997	10792	10549	11955	11449	11174	10993	10737	10570
50 - 54	28055	27308	25954	24413	22852	21788	13699	13484	12833	12054	11375	10951	14356	13824	13121	12359	11477	10837
55 - 59	23510	24056	24982	25385	25318	24957	11182	11366	11898	12203	12180	12030	12328	12690	13084	13182	13138	12927
60 - 64	17093	17717	18470	18904	19553	20225	7689	8061	8461	8704	9008	9401	9404	9656	10009	10200	10545	10824
65 - 69	8955	10573	11870	12685	13450	13974	3713	4378	4941	5299	5680	5941	5242	6195	6929	7386	7770	8033
70 - 74	9414	7570	6143	5797	6219	6960	3339	2684	2177	2132	2352	2678	6075	4886	3966	3665	3867	4282
75 - 79	8744	9327	9535	9079	7897	6538	3007	3174	3216	3000	2543	2031	5737	6153	6319	6079	5354	4507
80 - 84	3652	3532	3631	4150	4747	5367	1101	1054	1052	1225	1444	1617	2551	2478	2579	2925	3303	3750
85 - 89	1903	1901	1996	1868	1848	1678	395	411	457	479	484	430	1508	1490	1539	1389	1364	1248
90 - 94	344	412	477	535	566	630	34	63	90	109	108	129	310	349	387	426	458	501
95 - 99	55	58	71	77	69	78	7	4	6	6	8	14	48	54	65	71	61	64
100+	21	14	7	10	16	22	3	3	1	2	4	5	18	11	6	8	12	17

Turkistan*

at the beginning of the year, people

	Total										Male										Female										
	2014	2015	2016	2017	2018	2019	2020	2021	2022	2023	2014	2015	2016	2017	2018	2019	2020	2021	2022	2023	2014	2015	2016	2017	2018	2019	2020	2021	2022	2023	
	Total population										Total population										Total population										
Total	2733053	2787906	2840871	1966336	1977028	1983969	1356331	1384676	1412272	993360	999428	1006027	1376722	1403230	1428599	972976	977600	977942													
0	79115	81167	80860	55259	52498	53592	40696	41742	41510	28454	27020	27607	38419	39425	39350	26805	25478	25985													
1 - 4	304620	310725	314546	222157	220388	217216	156524	159692	161854	114153	113016	111436	148096	151033	152692	108004	107372	105780													
5 - 9	311999	326754	346267	256262	261160	262089	160121	167662	177500	131453	134070	134762	151878	159092	168767	124809	127090	127327													
10 - 14	242796	252372	260213	195539	203036	217031	123630	128840	133165	99774	104000	111334	119166	123532	127048	95765	99036	105697													
15 - 19	245898	236128	229477	165635	166666	158197	125940	120978	117504	85004	85228	81514	119958	115150	111973	80631	81438	76683													
20 - 24	248156	248684	245795	163897	156808	144403	127189	128212	127363	87140	83587	78338	120967	120472	118432	76757	73221	66065													
25 - 29	231571	235539	238526	144328	141614	142011	114884	117166	119478	76644	75923	76731	116687	118373	119048	67684	65691	65280													
30 - 34	187793	193974	200331	133910	135954	138187	92973	95903	98879	67946	69261	70895	94820	98071	101452	65964	66693	67292													
35 - 39	169876	171880	173993	114873	115628	116658	84256	85161	86227	58105	58071	58511	85620	86719	87766	56768	57557	58147													
40 - 44	156868	158925	160321	108032	107656	108390	77723	78859	79168	54459	54420	54819	79145	80066	81153	53573	53236	53571													
45 - 49	143322	143721	145575	98716	99911	100559	70196	70437	71888	49845	50376	50621	73126	73284	73687	48871	49535	49938													
50 - 54	133165	136890	137172	92251	91253	91298	63625	65592	65647	45309	45056	45326	69540	71298	71525	46942	46197	45972													
55 - 59	96405	101806	110309	77598	81059	83508	44672	47119	51288	36800	38680	40065	51733	54687	59021	40798	42379	43443													
60 - 64	69361	72846	74809	53268	55393	58861	30388	32097	33240	24214	25312	27080	38973	40749	41569	29054	30081	31781													
65 - 69	37522	43908	50873	36315	38174	40476	15689	18251	21023	15402	16302	17335	21833	25657	29850	20913	21872	23141													
70 - 74	33967	30173	26855	18164	18362	20673	13519	11902	10632	7345	7468	8374	20448	18271	16223	10819	10894	12299													
75 - 79	23643	25708	28005	18129	18809	17028	8918	9709	10491	7137	7178	6453	14725	15999	17514	10992	11631	10575													
80 - 84	9409	9422	9234	7551	8200	9555	3088	3136	3100	2720	2999	3419	6321	6286	6134	4831	5201	6136													
85 - 89	5618	5052	5538	2997	3040	2686	1788	1610	1716	961	975	832	3830	3442	3822	2036	2065	1854													
90 - 94	1600	1876	1762	1237	1108	1227	440	533	511	438	382	444	1160	1343	1251	799	726	783													
95 - 99	235	252	341	189	258	281	47	47	71	48	89	114	188	205	270	141	169	167													
100+	114	104	69	29	53	43	25	28	17	9	15	17	89	76	52	20	38	26													
Urban population																															
Total	1069661	1247244	1277777	389740	388845	389401	516636	605821	621920	195535	195345	196306	553025	641423	655857	194205	193500	193095													
0	30915	37112	37287	13121	12747	13911	15954	19160	19262	6697	6576	7096	14961	17952	18025	6424	6171	6815													
1 - 4	119661	138521	142658	51239	50778	50433	61414	71180	73421	26472	26089	25858	58247	67341	69237	24767	24689	24575													
5 - 9	113643	140766	150916	54675	56255	57170	58542	72482	77604	28156	28981	29470	55101	68284	73312	26519	27274	27700													
10 - 14	84599	102513	107162	37942	39322	40967	43246	52507	55050	19455	20338	21286	41353	50006	52112	18487	18984	19681													
15 - 19	85030	94463	91780	30766	31136	29534	43586	48362	47075	15969	16070	15538	41444	46101	44705	14797	15066	13996													
20 - 24	101455	111301	106121	26545	24805	23585	49628	55525	53866	14863	13887	13301	51827	55776	52255	11682	10918	10284													
25 - 29	94762	111554	115964	24614	23771	23380	44760	53093	55346	13377	13108	13057	50002	58461	60618	11237	10663	10323													
30 - 34	75300	89010	92462	22504	22173	22265	35912	42578	44177	11304	11332	11605	39388	46432	48285	11200	10841	10660													
35 - 39	68400	79114	80329	21684	21008	20414	32409	37657	38241	10551	10112	9975	35991	41457	42088	11133	10896	10439													

Continuation

	Total					Male					Female							
	2014	2015	2016	2017	2018	2019	2014	2015	2016	2017	2018	2019	2014	2015	2016	2017	2018	2019
40 - 44	64290	74065	74901	21684	21108	20711	30461	35278	35616	10444	10251	10045	33829	38787	39285	11240	10857	10666
45 - 49	59587	67646	68621	20758	20595	20301	27741	31813	32545	10101	10033	9821	31846	35833	36076	10657	10562	10480
50 - 54	56452	65055	65197	19750	19372	19204	26024	30268	30152	9222	9073	8984	30428	34787	35045	10528	10299	10220
55 - 59	40693	48261	52405	16897	17355	17977	18281	21781	23725	7792	8014	8365	22412	26480	28680	9105	9341	9612
60 - 64	28945	34070	35298	11431	11864	12414	12140	14552	15172	4984	5218	5452	16805	19518	20126	6447	6646	6962
65 - 69	15504	20732	24023	7506	7840	8235	6231	8231	9516	3030	3162	3313	9273	12501	14507	4476	4678	4922
70 - 74	13278	13115	11740	3411	3523	4017	4896	4926	4422	1367	1409	1585	8382	8189	7318	2044	2114	2432
75 - 79	10106	12132	12864	3318	3224	2829	3394	4107	4397	1147	1086	963	6712	8025	8467	2171	2138	1866
80 - 84	4162	4585	4679	1432	1553	1711	1258	1459	1430	448	464	488	2904	3126	3249	984	1089	1223
85 - 89	2231	2342	2501	369	359	311	613	651	691	123	111	79	1618	1691	1810	246	248	232
90 - 94	555	741	678	89	52	29	128	185	179	31	28	23	427	556	499	58	24	6
95 - 99	66	100	156	4	3	1	8	13	25	2	3	1	58	87	131	2	0	0
100+	27	46	35	1	2	2	10	13	8	0	0	1	17	33	27	1	2	1
Rural population																		
Total	1663392	1540662	1563094	1576596	1588183	1594568	839695	778855	790352	797825	804083	809721	823697	761807	772742	778771	784100	784847
0	48200	44055	43573	42138	39751	39681	24742	22582	22248	21757	20444	20511	23458	21473	21325	20381	19307	19170
1 - 4	184959	172204	171888	170918	169610	166783	95110	88512	88433	87681	86927	85578	98849	83692	83455	83237	82683	81205
5 - 9	198356	185988	195351	201587	204905	204919	101579	95180	99896	103297	105089	105292	96777	90808	95455	98290	99816	99627
10 - 14	158197	149859	153051	157597	163714	176064	80384	76333	78115	80319	83662	90048	77813	73526	74936	77278	80052	86016
15 - 19	160868	141665	137697	134869	135530	128663	82354	72616	70429	69035	69158	65976	78514	69049	67268	65834	66372	62687
20 - 24	146701	137383	139674	137352	132003	120818	77561	72687	73497	72277	69700	65037	69140	64696	66177	65075	62303	55781
25 - 29	136809	123985	122562	119714	117843	118631	70124	64073	64132	63267	62815	63674	66685	59912	58430	56447	55028	54957
30 - 34	112493	104964	107869	111406	113781	115922	57061	53325	54702	56642	57929	59290	55432	51639	53167	54764	55852	56632
35 - 39	101476	92766	93664	93189	94620	96244	51847	47504	47986	47554	47959	48536	49629	45262	45678	45635	46661	47708
40 - 44	92578	84860	85420	86348	86548	87679	47262	43581	43552	44015	44169	44774	45316	41279	41868	42333	42379	42905
45 - 49	83735	76075	76954	77958	79316	80258	42455	38624	39343	39744	40343	40800	41280	37451	37611	38214	38973	39458
50 - 54	76713	71835	71975	72501	71881	72094	37601	35324	35495	36087	35983	36342	39112	36511	36480	36414	35898	35752
55 - 59	55712	53545	57904	60701	63704	65531	26391	25338	27563	29008	30666	31700	29321	28207	30341	31693	33038	33831
60 - 64	40416	38776	39511	41837	43529	46447	18248	17545	18068	19230	20094	21628	22168	21231	21443	22607	23435	24819
65 - 69	22018	23176	26850	28809	30334	32241	9458	10020	11507	12372	13140	14022	12560	13156	15343	16437	17194	18219
70 - 74	20689	17058	15115	14753	14839	16656	8623	6976	6210	5978	6059	6789	12066	10082	8905	8775	8780	9867
75 - 79	13537	13576	15141	14811	15585	14199	5524	5602	6094	5990	6092	5490	8013	7974	9047	8821	9493	8709
80 - 84	5247	4837	4555	6119	6647	7844	1830	1677	1670	2272	2535	2931	3417	3160	2885	3847	4112	4913
85 - 89	3387	2710	3037	2628	2681	2375	1175	959	1025	838	864	753	2212	1751	2012	1790	1817	1622
90 - 94	1045	1135	1084	1148	1056	1198	312	348	332	407	354	421	733	787	752	741	702	777
95 - 99	169	152	185	185	255	280	39	34	46	46	86	113	130	118	139	139	169	167
100+	87	58	34	28	51	41	15	15	9	9	15	16	72	43	25	19	36	25

Shygy's Kazakhstan

at the beginning of the year, people

	Total						Male						Female					
	2014	2015	2016	2017	2018	2019	2014	2015	2016	2017	2018	2019	2014	2015	2016	2017	2018	2019
Total	1394388	1395466	1396019	1389568	1383745	1378527	663330	664336	664845	662279	659730	657845	731058	731130	731174	727289	724015	720682
0	22536	23433	22730	22580	21945	21631	11593	12059	11607	11738	11319	11245	10943	11374	11123	10842	10626	10386
1 - 4	91169	90246	90712	90290	89639	88984	46746	46169	46539	46238	46077	45840	44423	44077	44173	44052	43562	43144
5 - 9	99847	104346	108349	109571	110721	109188	51112	53531	55536	56219	56790	56035	48735	50815	52813	53352	53931	53153
10 - 14	77371	80134	82859	87105	90999	96225	39689	41045	42378	44593	46575	49269	37682	39089	40481	42512	44424	46956
15 - 19	87364	81587	78003	74328	73812	74366	44840	41804	40094	38206	37950	38193	42524	39783	37909	36122	35862	36173
20 - 24	116158	109184	100675	92467	84827	79516	59160	55993	51962	48186	44249	41449	56998	53191	48713	44281	40578	38067
25 - 29	120448	122036	122792	119357	113800	106859	61116	61804	62054	60152	57759	54818	59332	60232	60738	59205	56041	52041
30 - 34	103731	104608	105575	107917	110040	111945	52129	52887	53353	54846	55812	56561	51602	51721	52222	53071	54228	55384
35 - 39	99486	99038	99004	97460	97280	96789	48504	48594	48870	48153	48215	48234	50982	50444	50134	49307	49065	48555
40 - 44	93971	94872	94908	95046	93906	93345	45129	45479	45455	45653	45315	45101	48842	49393	49453	49393	48591	48244
45 - 49	91315	89267	88776	88248	88577	88589	42844	41978	42056	41950	41892	42078	48471	47289	46720	46298	46685	46511
50 - 54	100322	98229	94385	91347	88097	85547	46647	45647	43535	42279	40871	39613	53675	52582	50850	49068	47226	45934
55 - 59	87583	89706	92700	93557	93605	92389	39049	40191	41929	42296	42284	41939	48534	49515	50771	51261	51321	50450
60 - 64	69152	71602	73121	74779	76689	78980	29062	30039	30681	31506	32672	33859	40090	41563	42440	43273	44017	45121
65 - 69	39208	45890	52277	56301	58480	60159	15571	18230	20660	22252	23070	23732	23637	27660	31617	34049	35410	36427
70 - 74	36993	30651	25740	24852	27366	32557	13121	10905	9300	9054	10036	11891	23872	19746	16440	15798	17330	20666
75 - 79	32566	35724	37859	36793	33554	28475	10577	11516	12224	11727	10655	9046	21989	24208	25635	25066	22899	19429
80 - 84	15017	14207	14133	16458	19118	22055	4194	4008	3890	4572	5458	6278	10823	10199	10243	11886	13660	15777
85 - 89	8263	8578	9141	8619	8538	7714	1923	2076	2267	2135	2112	1910	6340	6502	6874	6484	6426	5804
90 - 94	1550	1834	1959	2223	2419	2833	253	311	378	456	542	657	1297	1523	1581	1767	1877	2176
95 - 99	246	200	261	233	291	331	45	38	48	50	57	76	201	162	213	183	234	255
100+	92	94	60	37	42	50	26	32	29	18	20	21	66	62	31	19	22	29
Urban population																		
Total	822473	827570	835989	838305	845758	849152	378583	381333	385358	386870	390637	392814	443890	446237	450631	451435	455121	456338
0	13876	14432	14345	14386	13997	14083	7185	7339	7352	7459	7243	7374	6691	7093	6993	6927	6754	6709
1 - 4	53014	53816	55469	56193	56455	56383	27219	27538	28426	28734	28956	28975	25795	26278	27043	27459	27499	27408
5 - 9	52748	56454	59945	61976	64650	65443	27055	29087	30801	31859	33239	33696	25693	27367	29144	30117	31411	31747
10 - 14	39121	40901	42746	45620	48461	52009	20161	21014	21873	23355	24759	26662	18960	19887	20873	22265	23702	25347
15 - 19	44971	42182	41571	39997	40756	41325	22843	21537	21269	20592	20968	21275	22128	20645	20302	19405	19788	20050
20 - 24	77565	69624	61014	54586	50175	47711	37295	33937	30225	27376	25231	24140	40270	35687	30789	27210	24944	23571
25 - 29	80038	83946	88101	87235	84171	77478	38982	40478	41993	41540	40309	37573	41056	43468	46108	45695	43862	39905
30 - 34	64263	65650	67090	69805	73352	77192	31464	32311	32976	34398	36018	37512	32799	33339	34114	35407	37334	39680
35 - 39	59362	59616	60487	60130	61060	61242	27922	28298	29027	28853	29537	29725	31440	31318	31460	31277	31523	31517

Continuation

	Total						Male						Female					
	2014	2015	2016	2017	2018	2019	2014	2015	2016	2017	2018	2019	2014	2015	2016	2017	2018	2019
40 - 44	55139	55899	56387	56727	56565	56716	25658	25900	26066	26309	26271	26399	29481	29999	30321	30418	30294	30317
45 - 49	52149	51351	51623	51743	52612	52998	23305	23054	23348	23558	23960	24294	28844	28297	28275	28185	28652	28704
50 - 54	57609	56365	54117	52366	50996	49920	25569	25012	23782	23141	22526	21923	32040	31353	30335	29225	28470	27997
55 - 59	50619	51900	53961	54640	54976	54222	21558	22172	23283	23403	23461	23312	29061	29728	30678	31237	31515	30910
60 - 64	40717	42051	43021	43990	45417	47045	16113	16592	16965	17441	18233	18979	24604	25459	26056	26549	27184	28066
65 - 69	23914	28048	31864	34189	35527	36640	9024	10554	11899	12682	13057	13433	14890	17494	19965	21507	22470	23207
70 - 74	21786	17978	15215	14975	16978	20487	7313	6048	5159	5172	5917	7023	14473	11930	10056	9803	11061	13464
75 - 79	19836	21777	22990	22419	20417	17331	6072	6596	6993	6728	6067	5150	13764	15181	15997	15691	14350	12181
80 - 84	9344	8750	8805	10254	12038	13945	2462	2335	2252	2645	3208	3715	6882	6415	6553	7609	8830	10230
85 - 89	5207	5483	5807	5518	5451	5018	1178	1291	1391	1314	1283	1190	4029	4192	4416	4204	4168	3828
90 - 94	998	1171	1260	1418	1531	1759	159	193	240	280	353	412	839	978	1020	1138	1178	1347
95 - 99	150	125	126	112	149	181	27	23	15	16	24	35	123	102	111	96	125	146
100+	47	51	45	26	24	24	19	24	23	15	17	17	28	27	22	11	7	7
Rural population																		
Total	571915	567896	560030	551263	537987	529375	284747	283003	279487	275409	269093	265031	287168	284893	280543	275854	268894	264344
0	8660	9001	8385	8194	7948	7548	4408	4720	4255	4279	4076	3871	4252	4281	4130	3915	3872	3677
1 - 4	38155	36430	35243	34097	33184	32601	19527	18631	18113	17504	17121	16865	18628	17799	17130	16593	16063	15736
5 - 9	47099	47892	48404	47595	46071	43745	24057	24444	24735	24360	23551	22339	23042	23448	23669	23235	22520	21406
10 - 14	38250	39233	40113	41485	42538	44216	19528	20031	20505	21238	21816	22607	18722	19202	19608	20247	20722	21609
15 - 19	42393	39405	36432	34331	33056	33041	21997	20267	18825	17614	16982	16918	20396	19138	17607	16717	16074	16123
20 - 24	38593	39560	39661	37881	34652	31805	21865	22056	21737	20810	19018	17309	16728	17504	17924	17071	15634	14496
25 - 29	40410	38090	34691	32122	29629	29381	22134	21326	20061	18612	17450	17245	18276	16764	14630	13510	12179	12136
30 - 34	39468	38958	38485	38112	36688	34753	20665	20576	20377	20448	19794	19049	18803	18382	18108	17664	16894	15704
35 - 39	40124	39422	38517	37330	36220	35547	20582	20296	19843	19300	18678	18509	19542	19126	18674	18030	17542	17038
40 - 44	38832	38973	38521	38319	37341	36629	19471	19579	19389	19344	19044	18702	19361	19394	19132	18975	18297	17927
45 - 49	39166	37916	37153	36505	35965	35591	19539	18924	18708	18392	17932	17784	19627	18992	18445	18113	18033	17807
50 - 54	42713	41864	40268	38981	37101	35627	21078	20635	19753	19138	18345	17690	21635	21229	20515	19843	18756	17937
55 - 59	36964	37806	38739	38917	38629	38167	17491	18019	18646	18893	18823	18627	19473	19787	20093	20024	19806	19540
60 - 64	28435	29551	30100	30789	31272	31935	12949	13447	13716	14065	14439	14880	15486	16104	16384	16724	16833	17055
65 - 69	15294	17842	20413	22112	22953	23519	6547	7676	8761	9570	10013	10299	8747	10166	11652	12542	12940	13220
70 - 74	15207	12673	10525	9877	10388	12070	5808	4857	4141	3882	4119	4868	9399	7816	6384	5995	6269	7202
75 - 79	12730	13947	14869	14374	13137	11144	4505	4920	5231	4999	4588	3896	8225	9027	9638	9375	8549	7248
80 - 84	5673	5457	5328	6204	7080	8110	1732	1673	1638	1927	2250	2563	3941	3784	3690	4277	4830	5547
85 - 89	3056	3095	3334	3101	3087	2696	745	785	876	821	829	720	2311	2310	2458	2280	2258	1976
90 - 94	552	663	699	805	888	1074	94	118	138	176	189	245	458	545	561	629	699	829
95 - 99	96	75	135	121	142	150	18	15	33	34	33	41	78	60	102	87	109	109
100+	45	43	15	11	18	26	7	8	6	3	3	4	38	35	9	8	15	22

Nur-Sultan city

at the beginning of the year, people

	Total										Male										Female									
	2014	2015	2016	2017	2018	2019	2020	2021	2022	2023	2014	2015	2016	2017	2018	2019	2020	2021	2022	2023	2014	2015	2016	2017	2018	2019	2020	2021	2022	2023
	Total population										Total population										Total population									
Total	814419	852803	872584	972692	1030577	1078384	393143	411533	420695	468868	495945	517622	421276	441270	451889	503824	534632	560762			421276	441270	451889	503824	534632	560762				
0	21806	24199	25840	28868	28318	29124	11331	12407	13160	14813	14716	14928	10475	11792	12680	14055	13602	14196			10475	11792	12680	14055	13602	14196				
1 - 4	73148	79375	84308	95498	104865	110582	37572	40780	43237	48933	53858	56803	35576	38595	41071	46565	51007	53779			35576	38595	41071	46565	51007	53779				
5 - 9	61514	69105	76288	88468	97277	106195	31693	35548	39289	45373	49787	54674	29821	33557	36999	43095	47490	51521			29821	33557	36999	43095	47490	51521				
10 - 14	41264	45216	48382	55612	61989	69203	21232	23308	25007	28780	31926	35466	20032	21908	23375	26832	30063	33737			20032	21908	23375	26832	30063	33737				
15 - 19	43893	42008	40156	54095	54919	54156	22222	21448	20459	26762	27541	27639	21671	20560	19697	27333	27378	26517			21671	20560	19697	27333	27378	26517				
20 - 24	81862	75678	66074	72462	74948	74249	38253	35787	31600	34657	35346	34747	43609	39891	34474	37805	39602	39502			43609	39891	34474	37805	39602	39502				
25 - 29	105930	108609	106803	111491	109991	105301	50114	50582	49259	51921	51132	48894	55816	58027	57544	59570	58859	56407			55816	58027	57544	59570	58859	56407				
30 - 34	87129	93342	96061	106662	113440	118643	44007	46919	47750	52272	54902	56461	43122	46423	48311	54390	58538	62182			43122	46423	48311	54390	58538	62182				
35 - 39	68098	72654	76257	83479	89884	94907	33447	35830	37764	41532	44884	47514	34651	36824	38493	41947	45000	47393			34651	36824	38493	41947	45000	47393				
40 - 44	54785	57709	59031	65109	68815	73667	26680	28029	28548	31489	33291	35639	28105	29680	30483	33620	35524	38028			28105	29680	30483	33620	35524	38028				
45 - 49	46862	47837	49550	53640	56690	59316	22200	22687	23543	25610	27036	28160	24662	25150	26007	28030	29654	31156			24662	25150	26007	28030	29654	31156				
50 - 54	43683	45913	46104	48669	49784	50708	20334	21307	21472	22519	22930	23270	23349	24606	24632	26150	26854	27438			23349	24606	24632	26150	26854	27438				
55 - 59	30140	32800	35935	40441	44390	47761	13411	14622	16142	18162	19809	21205	16729	18178	19793	22279	24581	26556			16729	18178	19793	22279	24581	26556				
60 - 64	21249	22648	23720	26360	29317	33567	9086	9637	9935	11108	12327	13920	12163	13011	13785	15252	16990	19647			12163	13011	13785	15252	16990	19647				
65 - 69	11944	14494	16605	18871	20677	22885	4619	5706	6574	7589	8305	9180	7325	8788	10031	11282	12372	13705			7325	8788	10031	11282	12372	13705				
70 - 74	9200	8140	7457	8079	9652	12076	3255	2867	2626	2833	3451	4320	5945	5273	4831	5246	6201	7756			5945	5273	4831	5246	6201	7756				
75 - 79	6918	7880	8524	8778	8693	8188	2330	2600	2780	2818	2761	2594	4588	5280	5744	5960	5932	5594			4588	5280	5744	5960	5932	5594				
80 - 84	2834	2916	3028	3664	4397	5207	829	902	921	1099	1303	1537	2005	2014	2107	2565	3094	3670			2005	2014	2107	2565	3094	3670				
85 - 89	1593	1621	1765	1661	1734	1762	375	393	445	403	441	471	1218	1228	1320	1258	1293	1291			1218	1228	1320	1258	1293	1291				
90 - 94	433	499	532	606	574	632	110	117	121	132	119	117	323	382	411	474	455	515			323	382	411	474	455	515				
95 - 99	92	105	105	112	147	166	17	25	33	32	44	48	75	80	72	80	103	118			75	80	72	80	103	118				
100+	42	55	59	67	76	89	26	32	30	31	36	35	16	23	29	36	40	54			16	23	29	36	40	54				
Urban population																														
Total	814419	852803	872584	972692	1030577	1078384	393143	411533	420695	468868	495945	517622	421276	441270	451889	503824	534632	560762			421276	441270	451889	503824	534632	560762				
0	21806	24199	25840	28868	28318	29124	11331	12407	13160	14813	14716	14928	10475	11792	12680	14055	13602	14196			10475	11792	12680	14055	13602	14196				
1 - 4	73148	79375	84308	95498	104865	110582	37572	40780	43237	48933	53858	56803	35576	38595	41071	46565	51007	53779			35576	38595	41071	46565	51007	53779				
5 - 9	61514	69105	76288	88468	97277	106195	31693	35548	39289	45373	49787	54674	29821	33557	36999	43095	47490	51521			29821	33557	36999	43095	47490	51521				
10 - 14	41264	45216	48382	55612	61989	69203	21232	23308	25007	28780	31926	35466	20032	21908	23375	26832	30063	33737			20032	21908	23375	26832	30063	33737				
15 - 19	43893	42008	40156	54095	54919	54156	22222	21448	20459	26762	27541	27639	21671	20560	19697	27333	27378	26517			21671	20560	19697	27333	27378	26517				
20 - 24	81862	75678	66074	72462	74948	74249	38253	35787	31600	34657	35346	34747	43609	39891	34474	37805	39602	39502			43609	39891	34474	37805	39602	39502				
25 - 29	105930	108609	106803	111491	109991	105301	50114	50582	49259	51921	51132	48894	55816	58027	57544	59570	58859	56407			55816	58027	57544	59570	58859	56407				
30 - 34	87129	93342	96061	106662	113440	118643	44007	46919	47750	52272	54902	56461	43122	46423	48311	54390	58538	62182			43122	46423	48311	54390	58538	62182				
35 - 39	68098	72654	76257	83479	89884	94907	33447	35830	37764	41532	44884	47514	34651	36824	38493	41947	45000	47393			34651	36824	38493	41947	45000	47393				

Continuation

	Total						Male						Female					
	2014	2015	2016	2017	2018	2019	2014	2015	2016	2017	2018	2019	2014	2015	2016	2017	2018	2019
40 - 44	54785	57709	59031	65109	68815	73667	26680	28029	28548	31489	33291	35639	28105	29680	30483	33620	35524	38028
45 - 49	46862	47837	49550	53640	56690	59316	22200	22687	23543	25610	27036	28160	24662	25150	26007	28030	29654	31156
50 - 54	43683	45913	46104	48669	49784	50708	20334	21307	21472	22519	22930	23270	23349	24606	24632	26150	26854	27438
55 - 59	30140	32800	35935	40441	44390	47761	13411	14622	16142	18162	19809	21205	16729	18178	19793	22279	24581	26556
60 - 64	21249	22648	23720	26360	29317	33567	9086	9637	9935	11108	12327	13920	12163	13011	13785	15252	16990	19647
65 - 69	11944	14494	16605	18871	20677	22885	4619	5706	6574	7589	8305	9180	7325	8788	10031	11282	12372	13705
70 - 74	9200	8140	7457	8079	9652	12076	3255	2867	2626	2833	3451	4320	5945	5273	4831	5246	6201	7756
75 - 79	6918	7880	8524	8778	8693	8188	2330	2600	2780	2818	2761	2594	4588	5280	5744	5960	5932	5594
80 - 84	2834	2916	3028	3664	4397	5207	829	902	921	1099	1303	1537	2005	2014	2107	2565	3094	3670
85 - 89	1593	1621	1765	1661	1734	1762	375	393	445	403	441	471	1218	1228	1320	1258	1293	1291
90 - 94	433	499	532	606	574	632	110	117	121	132	119	117	323	382	411	474	455	515
95 - 99	92	105	105	112	147	166	17	25	33	32	44	48	75	80	72	80	103	118
100+	42	55	59	67	76	89	26	32	30	31	36	35	16	23	29	36	40	54

Almaty city

at the beginning of the year, people

	Total						Male						Female					
	2014	2015	2016	2017	2018	2019	2014	2015	2016	2017	2018	2019	2014	2015	2016	2017	2018	2019
Total	1506899	1641444	1702766	1751308	1801993	1854656	686681	750417	778823	800421	822587	847273	820218	891027	923943	950887	979406	1007383
0	27058	29468	31060	31538	31430	33116	13907	15282	16145	16277	16360	17077	13151	14186	14915	15261	15070	16039
1 - 4	101334	109448	113930	118576	123215	127197	52476	56540	58953	61342	63728	66015	48858	52908	54977	57234	59487	61182
5 - 9	100546	116381	125251	131447	139373	144836	51819	59986	64625	67819	71775	74794	48727	56395	60626	63628	67598	70042
10 - 14	72752	82998	87927	94803	103172	114227	37574	42891	45439	49091	53334	58815	35178	40107	42488	45712	49838	55412
15 - 19	85266	89844	92268	87564	85143	86489	41817	44152	45362	43649	43099	44521	43449	45692	46906	43915	42044	41968
20 - 24	177532	170099	160745	153045	141987	132931	79476	76487	72968	69914	64727	61159	98056	93612	87777	83131	77260	71772
25 - 29	173782	199119	214857	222315	225717	217657	79742	90933	97227	99095	99592	95314	94040	108186	117630	123220	126125	122343
30 - 34	133942	149907	157423	168973	183893	202836	62521	69673	72493	77598	84063	92065	71421	80234	84930	91375	99830	110771
35 - 39	111890	123294	129995	135038	142237	149579	51564	57158	60474	62717	65884	68826	60326	66136	69521	72321	76353	80753
40 - 44	101697	111052	113246	116581	118567	122837	46507	50721	51475	52826	53703	55792	55190	60331	61771	63755	64864	67045
45 - 49	87446	94873	98657	102293	106547	109813	39185	42933	44758	46421	48071	49451	48261	51940	53899	55872	58476	60362
50 - 54	88766	96075	95192	94500	93587	94159	39101	42542	42093	41652	41405	41595	49665	53533	53099	52848	52182	52564
55 - 59	70956	78534	84011	88028	91689	93830	29337	32986	35685	37785	39338	40484	41619	45548	48326	50243	52351	53346
60 - 64	58217	63501	64506	67274	70045	73927	22642	25003	25503	26606	27761	29402	35575	38498	39003	40668	42284	44525
65 - 69	36623	45328	51762	54566	56440	57971	13571	16769	19092	20193	20910	21579	23052	28559	32670	34373	35530	36392
70 - 74	30253	27619	24970	25969	29541	34901	10672	9922	8941	9246	10455	12183	19581	17697	16029	16723	19086	22718

	Total						Male						Female					
	2014	2015	2016	2017	2018	2019	2014	2015	2016	2017	2018	2019	2014	2015	2016	2017	2018	2019
75 - 79	26108	30037	31976	31920	29986	26598	8408	9631	10364	10282	9688	8789	17700	20406	21612	21638	20298	17809
80 - 84	12812	13083	13460	15328	17522	20134	3781	3914	3990	4596	5223	5962	9031	9169	9470	10732	12299	14172
85 - 89	7541	7900	8441	8203	8287	7690	1885	2025	2263	2224	2279	2182	5656	5875	6178	5979	6008	5508
90 - 94	1912	2387	2502	2663	2890	3074	526	665	721	772	836	873	1386	1722	1781	1891	2054	2201
95 - 99	306	284	502	573	576	675	108	124	213	258	275	298	198	160	289	315	301	377
100+	160	213	85	111	149	179	62	80	39	58	81	97	98	133	46	53	68	82
Urban population																		
Total	1506899	1641444	1702766	1751308	1801993	1854656	686681	750417	778823	800421	822587	847273	820218	891027	923943	950887	979406	1007383
0	27058	29468	31060	31538	31430	33116	13907	15282	16145	16277	16360	17077	13151	14186	14915	15261	15070	16039
1 - 4	101334	109448	113930	118576	123215	127197	52476	56540	58953	61342	63728	66015	48858	52908	54977	57234	59487	61182
5 - 9	100546	116381	125251	131447	139373	144836	51819	59986	64625	67819	71775	74794	48727	56395	60626	63628	67598	70042
10 - 14	72752	82998	87927	94803	103172	114227	37574	42891	45439	49091	53334	58815	35178	40107	42488	45712	49838	55412
15 - 19	85266	89844	92268	87564	85143	86489	41817	44152	45362	43649	43099	44521	43449	45692	46906	43915	42044	41968
20 - 24	177532	170099	160745	153045	141987	132931	79476	76487	72968	69914	64727	61159	98056	93612	87777	83131	77260	71772
25 - 29	173782	199119	214857	222315	225717	217657	79742	90933	97227	99095	99592	95314	94040	108186	117630	123220	126125	122343
30 - 34	133942	149907	157423	168973	183893	202836	62521	69673	72493	77598	84063	92065	71421	80234	84930	91375	99830	110771
35 - 39	111890	123294	129995	135038	142237	149579	51564	57158	60474	62717	65884	68826	60326	66136	69521	72321	76353	80753
40 - 44	101697	111052	113246	116581	118567	122837	46507	50721	51475	52826	53703	55792	55190	60331	61771	63755	64864	67045
45 - 49	87446	94873	98657	102293	106547	109813	39185	42933	44758	46421	48071	49451	48261	51940	53899	55872	58476	60362
50 - 54	88766	96075	95192	94500	93587	94159	39101	42542	42093	41652	41405	41595	49665	53533	53099	52848	52182	52564
55 - 59	70956	78534	84011	88028	91689	93830	29337	32986	35685	37785	39338	40484	41619	45548	48326	50243	52351	53346
60 - 64	58217	63501	64506	67274	70045	73927	22642	25003	25503	26606	27761	29402	35575	38498	39003	40668	42284	44525
65 - 69	36623	45328	51762	54566	56440	57971	13571	16769	19092	20193	20910	21579	23052	28559	32670	34373	35530	36392
70 - 74	30253	27619	24970	25969	29541	34901	10672	9922	8941	9246	10455	12183	19581	17697	16029	16723	19086	22718
75 - 79	26108	30037	31976	31920	29986	26598	8408	9631	10364	10282	9688	8789	17700	20406	21612	21638	20298	17809
80 - 84	12812	13083	13460	15328	17522	20134	3781	3914	3990	4596	5223	5962	9031	9169	9470	10732	12299	14172
85 - 89	7541	7900	8441	8203	8287	7690	1885	2025	2263	2224	2279	2182	5656	5875	6178	5979	6008	5508
90 - 94	1912	2387	2502	2663	2890	3074	526	665	721	772	836	873	1386	1722	1781	1891	2054	2201
95 - 99	306	284	502	573	576	675	108	124	213	258	275	298	198	160	289	315	301	377
100+	160	213	85	111	149	179	62	80	39	58	81	97	98	133	46	53	68	82

Shymkent city

at the beginning of the year, people

	Total						Male						Female					
	2014	2015	2016	2017	2018	2019	2014	2015	2016	2017	2018	2019	2014	2015	2016	2017	2018	2019
Total	-	-	-	912300	952169	1009085	-	-	-	438645	458457	484572	-	-	-	473655	493712	524513
0	-	-	-	25231	26015	27104	-	-	-	13140	13444	14113	-	-	-	12091	12571	12991
1 - 4	-	-	-	93817	97775	102263	-	-	-	48372	50639	52893	-	-	-	45445	47136	49370
5 - 9	-	-	-	104284	111371	114816	-	-	-	53434	56915	58810	-	-	-	50850	54456	56006
10 - 14	-	-	-	75530	82194	90248	-	-	-	38947	42421	46356	-	-	-	36583	39773	43892
15 - 19	-	-	-	60252	64021	78778	-	-	-	30705	32652	39063	-	-	-	29547	31369	39715
20 - 24	-	-	-	73111	71218	78308	-	-	-	36211	34985	37330	-	-	-	36900	36233	40978
25 - 29	-	-	-	91761	92321	91191	-	-	-	42107	42796	43051	-	-	-	49654	49525	48140
30 - 34	-	-	-	74069	79749	85815	-	-	-	34642	37296	39666	-	-	-	39427	42453	46149
35 - 39	-	-	-	59304	62563	65540	-	-	-	28240	29839	31301	-	-	-	31064	32724	34239
40 - 44	-	-	-	53649	54938	56436	-	-	-	25193	25902	26574	-	-	-	28456	29036	29862
45 - 49	-	-	-	48655	50061	51433	-	-	-	22819	23456	24148	-	-	-	25836	26605	27285
50 - 54	-	-	-	45290	45786	46269	-	-	-	20986	21233	21403	-	-	-	24304	24553	24866
55 - 59	-	-	-	38213	40653	42415	-	-	-	17241	18372	19184	-	-	-	20972	22281	23231
60 - 64	-	-	-	26172	27995	30183	-	-	-	11218	12048	13113	-	-	-	14954	15947	17070
65 - 69	-	-	-	18303	19544	21060	-	-	-	7205	7731	8419	-	-	-	11098	11813	12641
70 - 74	-	-	-	8320	9132	10708	-	-	-	3081	3402	3904	-	-	-	5239	5730	6804
75 - 79	-	-	-	9557	9476	8418	-	-	-	3171	3173	2880	-	-	-	6386	6303	5538
80 - 84	-	-	-	4128	4617	5396	-	-	-	1235	1400	1618	-	-	-	2893	3217	3778
85 - 89	-	-	-	1843	1834	1693	-	-	-	485	492	455	-	-	-	1358	1342	1238
90 - 94	-	-	-	616	652	727	-	-	-	177	215	232	-	-	-	439	437	495
95 - 99	-	-	-	157	199	231	-	-	-	27	28	40	-	-	-	130	171	191
100+	-	-	-	38	55	53	-	-	-	9	18	19	-	-	-	29	37	34
Urban population																		
Total	-	-	-	912300	952169	1009085	-	-	-	438645	458457	484572	-	-	-	473655	493712	524513
0	-	-	-	25231	26015	27104	-	-	-	13140	13444	14113	-	-	-	12091	12571	12991
1 - 4	-	-	-	93817	97775	102263	-	-	-	48372	50639	52893	-	-	-	45445	47136	49370
5 - 9	-	-	-	104284	111371	114816	-	-	-	53434	56915	58810	-	-	-	50850	54456	56006
10 - 14	-	-	-	75530	82194	90248	-	-	-	38947	42421	46356	-	-	-	36583	39773	43892
15 - 19	-	-	-	60252	64021	78778	-	-	-	30705	32652	39063	-	-	-	29547	31369	39715
20 - 24	-	-	-	73111	71218	78308	-	-	-	36211	34985	37330	-	-	-	36900	36233	40978

	Total						Male						Female					
	2014	2015	2016	2017	2018	2019	2014	2015	2016	2017	2018	2019	2014	2015	2016	2017	2018	2019
25 - 29	-	-	-	91761	92321	91191	-	-	-	42107	42796	43051	-	-	-	49654	49525	48140
30 - 34	-	-	-	74069	79749	85815	-	-	-	34642	37296	39666	-	-	-	39427	42453	46149
35 - 39	-	-	-	59304	62563	65540	-	-	-	28240	29839	31301	-	-	-	31064	32724	34239
40 - 44	-	-	-	53649	54938	56436	-	-	-	25193	25902	26574	-	-	-	28456	29036	29862
45 - 49	-	-	-	48655	50061	51433	-	-	-	22819	23456	24148	-	-	-	25836	26605	27285
50 - 54	-	-	-	45290	45786	46269	-	-	-	20986	21233	21403	-	-	-	24304	24553	24866
55 - 59	-	-	-	38213	40653	42415	-	-	-	17241	18372	19184	-	-	-	20972	22281	23231
60 - 64	-	-	-	26172	27995	30183	-	-	-	11218	12048	13113	-	-	-	14954	15947	17070
65 - 69	-	-	-	18303	19544	21060	-	-	-	7205	7731	8419	-	-	-	11098	11813	12641
70 - 74	-	-	-	8320	9132	10708	-	-	-	3081	3402	3904	-	-	-	5239	5730	6804
75 - 79	-	-	-	9557	9476	8418	-	-	-	3171	3173	2880	-	-	-	6386	6303	5538
80 - 84	-	-	-	4128	4617	5396	-	-	-	1235	1400	1618	-	-	-	2893	3217	3778
85 - 89	-	-	-	1843	1834	1693	-	-	-	485	492	455	-	-	-	1358	1342	1238
90 - 94	-	-	-	616	652	727	-	-	-	177	215	232	-	-	-	439	437	495
95 - 99	-	-	-	157	199	231	-	-	-	27	28	40	-	-	-	130	171	191
100+	-	-	-	38	55	53	-	-	-	9	18	19	-	-	-	29	37	34

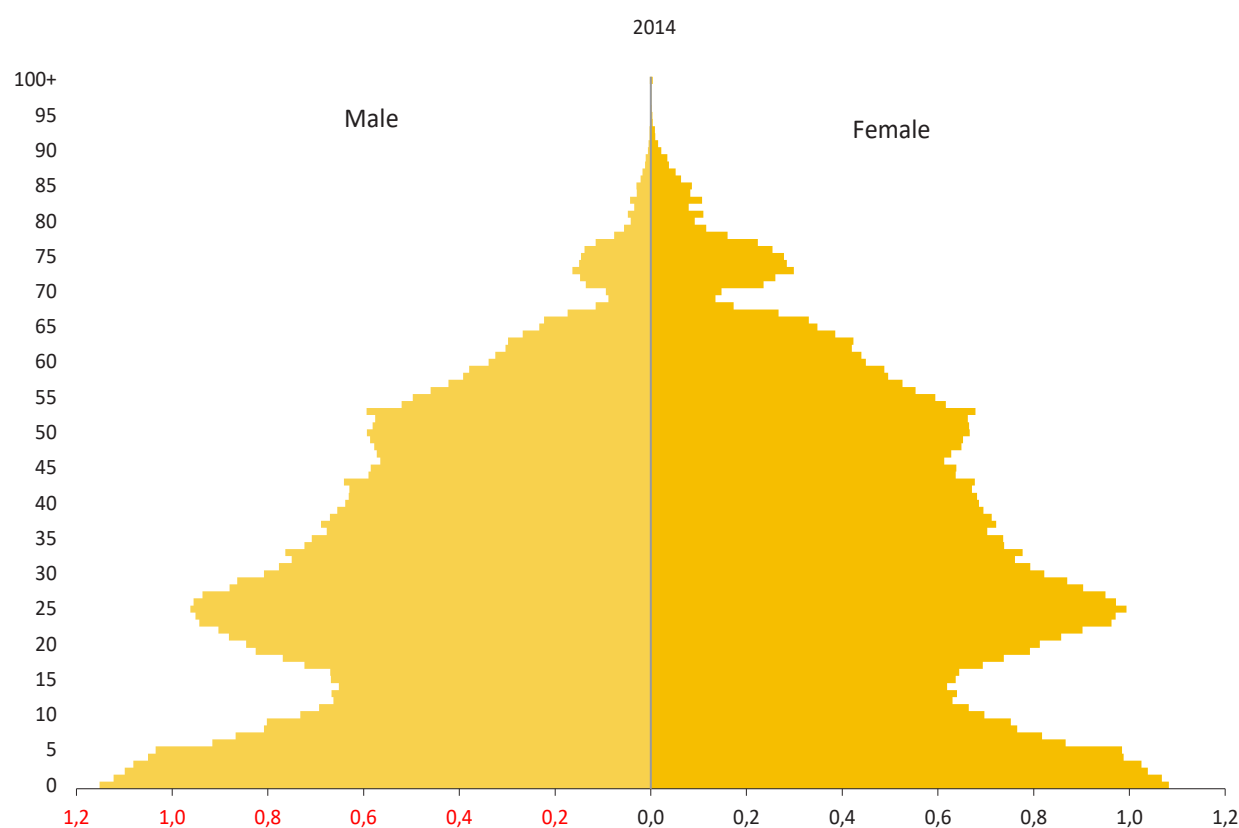
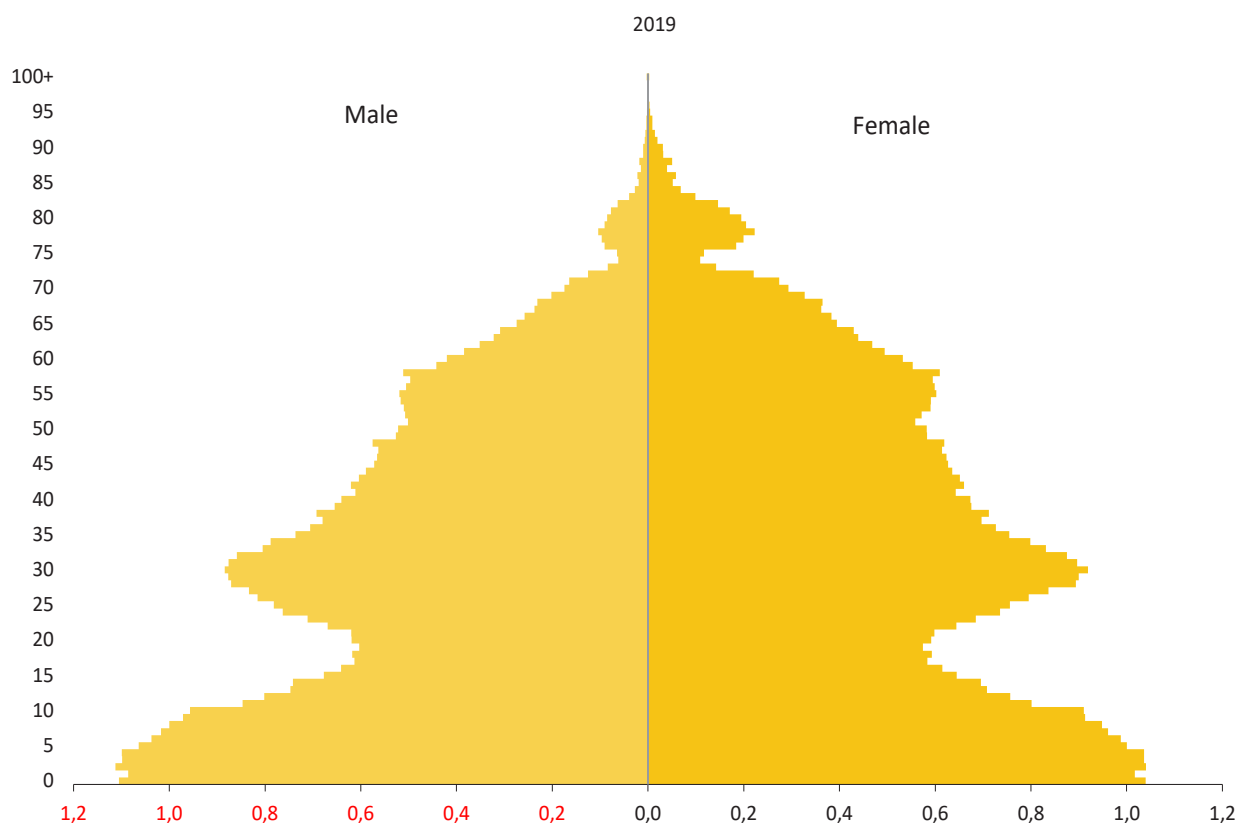
3.5 Mean age of males and females

at the beginning of the year, age

	Total						Male						Female					
	2014	2015	2016	2017	2018	2019	2014	2015	2016	2017	2018	2019	2014	2015	2016	2017	2018	2019
Total population																		
Republic of Kazakhstan	31.5	31.6	31.6	31.7	31.8	31.8	29.9	30.0	30.0	30.0	30.1	30.2	33.0	33.1	33.1	33.2	33.3	33.4
Akmola	34.3	34.5	34.6	34.9	34.9	35.0	32.5	32.6	32.7	32.9	33.0	33.1	36.1	36.3	36.4	36.7	36.8	36.9
Aktobe	31.0	31.1	31.1	31.2	31.3	31.3	29.5	29.5	29.5	29.6	29.7	29.7	32.4	32.5	32.6	32.7	32.8	32.9
Almaty	30.8	30.7	30.8	30.7	30.8	30.9	29.7	29.5	29.6	29.5	29.6	29.6	32.0	31.9	32.0	31.9	32.0	32.1
Atyrau	28.9	28.9	28.9	28.9	28.9	28.9	27.5	27.5	27.5	27.5	27.5	27.6	30.2	30.2	30.2	30.2	30.2	30.2
Batys Kazakhstan	33.2	33.2	33.3	33.3	33.4	33.5	31.3	31.4	31.4	31.4	31.5	31.6	34.9	35.0	35.0	35.1	35.2	35.3
Zhambyl	29.2	29.2	29.3	29.4	29.5	29.6	27.9	27.9	27.9	28.0	28.1	28.2	30.5	30.5	30.6	30.7	30.9	31.0
Karagandy	34.3	34.4	34.5	34.7	34.8	35.0	32.2	32.3	32.3	32.5	32.6	32.8	36.2	36.3	36.5	36.6	36.8	37.0
Kostanai	35.9	36.1	36.2	36.5	36.7	36.9	33.8	34.0	34.1	34.3	34.5	34.8	37.8	38.0	38.1	38.4	38.7	38.9
Kyzylorda	28.4	28.4	28.5	28.7	28.8	28.9	27.4	27.5	27.6	27.7	27.8	27.9	29.3	29.3	29.5	29.7	29.8	29.9
Mangystau	27.5	27.5	27.5	27.5	27.6	27.7	26.5	26.5	26.5	26.5	26.6	26.6	28.4	28.4	28.5	28.6	28.6	28.7
Pavlodar	35.1	35.2	35.3	35.5	35.7	35.9	33.0	33.0	33.1	33.3	33.5	33.6	37.0	37.2	37.3	37.5	37.7	37.9
Soltustik Kazakhstan	36.7	36.9	37.1	37.3	37.5	37.7	34.4	34.6	34.7	34.9	35.1	35.3	38.9	39.1	39.2	39.5	39.7	39.9
Turkistan*	26.9	26.9	27.0	26.6	26.7	26.9	26.0	26.0	26.0	25.8	26.0	26.1	27.8	27.9	28.0	27.4	27.5	27.7
Shygys Kazakhstan	35.5	35.6	35.7	35.9	36.0	36.2	33.4	33.5	33.6	33.7	33.9	34.0	37.4	37.5	37.6	37.8	38.0	38.2
Nur-Sultan city	30.0	29.9	29.9	29.6	29.6	29.7	28.9	28.8	28.7	28.4	28.4	28.4	31.0	31.0	31.0	30.6	30.7	30.9
Almaty city	33.3	33.4	33.3	33.4	33.5	33.5	31.4	31.5	31.4	31.5	31.5	31.5	35.0	35.0	34.9	35.0	35.1	35.2
Shymkent city	-	-	-	28.3	28.2	28.0	-	-	-	26.8	26.8	26.7	-	-	-	29.6	29.5	29.3
Urban population																		
Republic of Kazakhstan	32.5	32.4	32.4	32.3	32.4	32.4	30.5	30.4	30.4	30.3	30.3	30.4	34.2	34.2	34.2	34.1	34.2	34.3
Akmola	34.6	34.6	34.7	34.8	34.9	35.0	32.3	32.3	32.3	32.4	32.4	32.5	36.6	36.7	36.8	37.0	37.1	37.2
Aktobe	31.3	31.3	31.3	31.2	31.2	31.3	29.5	29.4	29.4	29.4	29.4	29.4	32.9	32.9	32.9	32.8	32.9	32.9
Almaty	31.6	31.5	31.5	31.4	31.6	31.6	29.8	29.7	29.7	29.5	29.6	29.6	33.2	33.2	33.2	33.1	33.4	33.5
Atyrau	29.1	28.9	28.8	28.7	28.7	28.7	27.4	27.3	27.2	27.0	27.0	27.1	30.6	30.5	30.4	30.2	30.2	30.3
Batys Kazakhstan	33.6	33.6	33.6	33.5	33.4	33.4	31.4	31.4	31.3	31.2	31.0	31.0	35.5	35.6	35.5	35.5	35.4	35.5
Zhambyl	30.4	30.3	30.3	30.3	30.5	30.5	28.4	28.3	28.3	28.3	28.4	28.3	32.1	32.0	32.0	32.2	32.3	32.4
Karagandy	34.7	34.7	34.8	34.9	35.0	35.2	32.3	32.3	32.4	32.5	32.6	32.7	36.8	36.8	36.9	37.0	37.2	37.4
Kostanai	36.6	36.7	36.7	36.8	37.0	37.1	34.0	34.1	34.1	34.2	34.3	34.4	38.8	38.9	38.9	39.1	39.2	39.4
Kyzylorda	28.6	28.6	28.6	28.6	28.7	28.8	27.3	27.3	27.2	27.2	27.3	27.4	29.8	29.9	29.9	29.9	30.0	30.1
Mangystau	28.8	29.0	29.0	29.0	29.2	29.4	27.4	27.5	27.5	27.4	27.6	27.8	30.0	30.5	30.5	30.5	30.7	31.0
Pavlodar	35.5	35.6	35.7	35.9	36.1	36.3	33.2	33.2	33.3	33.4	33.6	33.8	37.5	37.6	37.8	38.0	38.3	38.5
Soltustik Kazakhstan	37.4	37.4	37.2	37.3	37.5	37.6	34.5	34.5	34.3	34.3	34.4	34.6	39.9	39.9	39.7	39.8	40.0	40.2
Turkistan*	27.8	27.6	27.6	26.1	26.1	26.1	26.4	26.3	26.3	25.0	24.9	24.9	29.0	28.8	28.9	27.3	27.3	27.3
Shygys Kazakhstan	35.8	35.8	35.9	36.0	36.1	36.2	33.4	33.4	33.4	33.4	33.5	33.5	37.9	37.9	38.0	38.1	38.3	38.4
Nur-Sultan city	30.0	29.9	29.9	29.6	29.6	29.7	28.9	28.8	28.7	28.4	28.4	28.4	31.0	31.0	31.0	30.6	30.7	30.9
Almaty city	33.3	33.4	33.3	33.4	33.5	33.5	31.4	31.5	31.4	31.5	31.5	31.5	35.0	35.0	34.9	35.0	35.1	35.2
Shymkent city	-	-	-	28.3	28.2	28.0	-	-	-	26.8	26.8	26.7	-	-	-	29.6	29.5	29.3
Rural population																		
Republic of Kazakhstan	30.4	30.5	30.6	30.8	30.9	31.0	29.3	29.4	29.5	29.7	29.8	29.9	31.5	31.6	31.7	31.9	32.0	32.1
Akmola	34.1	34.4	34.5	34.9	35.0	35.1	32.6	32.8	33.0	33.4	33.5	33.7	35.6	35.9	36.0	36.4	36.4	36.5
Aktobe	30.6	30.7	30.9	31.1	31.4	31.5	29.5	29.6	29.8	30.0	30.2	30.4	31.7	31.8	32.0	32.3	32.5	32.6
Almaty	30.6	30.5	30.6	30.5	30.6	30.7	29.6	29.5	29.6	29.5	29.5	29.6	31.6	31.5	31.6	31.6	31.6	31.7
Atyrau	28.7	28.8	28.9	29.0	29.1	29.1	27.6	27.7	27.8	28.0	28.1	28.1	29.8	29.9	30.0	30.1	30.2	30.2
Batys Kazakhstan	32.7	32.8	33.0	33.2	33.4	33.6	31.2	31.4	31.5	31.7	32.0	32.1	34.2	34.3	34.5	34.7	34.9	35.0
Zhambyl	28.5	28.5	28.6	28.7	28.9	29.0	27.5	27.6	27.7	27.8	27.9	28.1	29.4	29.5	29.6	29.7	29.8	30.0
Karagandy	32.9	33.2	33.4	33.7	33.9	34.1	31.7	32.0	32.2	32.5	32.7	32.9	34.2	34.4	34.6	34.9	35.2	35.3
Kostanai	35.1	35.4	35.7	36.1	36.4	36.7	33.6	33.9	34.2	34.5	34.8	35.1	36.6	36.9	37.2	37.6	37.9	38.2
Kyzylorda	28.2	28.3	28.5	28.7	28.9	29.1	27.5	27.7	27.8	28.1	28.2	28.4	28.8	28.9	29.2	29.4	29.6	29.8
Mangystau	26.2	26.3	26.3	26.5	26.5	26.5	25.7	25.7	25.7	25.8	25.9	25.8	26.8	26.8	26.9	27.1	27.2	27.3
Pavlodar	34.2	34.3	34.5	34.7	34.7	34.8	32.6	32.7	32.8	33.1	33.2	33.3	35.7	35.9	36.1	36.3	36.3	36.3
Soltustik Kazakhstan	36.3	36.5	36.9	37.2	37.5	37.7	34.4	34.6	35.0	35.3	35.5	35.8	38.1	38.4	38.8	39.1	39.4	39.6
Turkistan*	26.4	26.4	26.5	26.7	26.9	27.1	25.7	25.7	25.9	26.0	26.2	26.4	27.0	27.1	27.2	27.4	27.6	27.8
Shygys Kazakhstan	35.0	35.2	35.5	35.7	36.0	36.2	33.4	33.6	33.9	34.1	34.4	34.7	36.6	36.8	37.1	37.4	37.6	37.8

Age-gender pyramid of the population

at the beginning of the year, in percentage



4. Vital statistics

	People																				
	total						boys						girls								
	2014	2015	2016	2017	2018	2019	2014	2015	2016	2017	2018	2019	2014	2015	2016	2017	2018	2019			
Republic of Kazakhstan	399309	398458	400694	390262	397799	Total population											193553	193167	193471	188506	192575
	12803	12674	12496	12307	12426	6554	6531	6454	6360	6384	6249	6143	6042	5947	6042	5947	6042	6042			
	19625	19980	19769	19138	19599	10264	10390	10187	9883	10064	9361	9590	9582	9255	9582	9255	9582	9535			
	50023	48954	50874	49971	50409	25858	25153	26488	25909	25811	24165	23801	24386	24062	24386	24062	24386	24598			
	16389	16424	16730	16443	17033	8488	8456	8625	8484	8819	7901	7968	8105	7959	8105	7959	8105	8214			
	13040	12974	13184	12860	13067	6725	6690	6929	6627	6723	6315	6284	6255	6233	6255	6233	6255	6344			
	29581	28408	28121	26465	27113	15105	14663	14363	13637	13974	14476	13745	13758	12828	13758	12828	13758	13139			
	24913	24496	23950	22715	22950	12811	12589	12278	11600	11981	12102	11907	11672	11115	11907	11672	11115	10969			
	12763	12769	12290	11736	11630	6527	6596	6388	6116	5944	6236	6173	5902	5620	6173	5902	5620	5686			
	20358	19677	19256	18982	19195	10445	10212	10067	9824	9924	9913	9465	9189	9158	9465	9189	9158	9271			
	19098	19305	19794	19380	19892	9860	10007	10226	10059	10357	9238	9298	9568	9321	9298	9568	9321	9535			
	13041	12771	12613	12025	11856	6699	6508	6557	6248	6040	6342	6263	6056	5777	6263	6056	5777	5816			
	8216	8132	7694	7387	7194	4219	4249	3950	3731	3709	3997	3883	3744	3656	3883	3744	3656	3485			
81979	81709	81456	53252	54134	42208	42019	42130	27438	27898	39771	39690	39326	25814	39690	39326	25814	26236				
23726	22892	22918	22164	21861	12227	11713	11937	11423	11363	11499	11179	10981	10741	11179	10981	10741	10498				
24082	26134	27845	28276	29181	12368	13311	14301	14721	14997	11714	12823	13544	13555	12823	13544	13555	14184				
29672	31159	31704	31423	33259	15398	16204	16343	16366	17142	14274	14955	15361	15057	14955	15361	15057	16117				
-	-	-	25738	27000		-	-	-	13330	14094	-	-	-	-	-	12408	12906				
Republic of Kazakhstan	222821	225808	229731	229135	235014	Urban population											107825	109319	111021	110719	113556
	6760	6747	6727	6565	6440	3471	3496	3473	3415	3362	3289	3251	3254	3150	3251	3254	3150	3078			
	12845	13261	13128	14486	14682	6756	6901	6801	7527	7541	6089	6360	6327	6959	6360	6327	6959	7141			
	12623	12764	12591	12733	12495	6493	6576	6554	6547	6378	6130	6188	6037	6186	6188	6037	6186	6117			
	8148	8201	8662	9056	9252	4242	4128	4482	4705	4795	3906	4073	4180	4351	4073	4180	4351	4457			
	6880	6983	7428	7381	7614	3541	3589	3901	3805	3892	3339	3394	3527	3576	3394	3527	3576	3722			
	11428	11339	11310	10866	11463	5848	5923	5774	5546	5917	5580	5416	5536	5320	5416	5536	5320	5546			
	19785	19524	19264	18147	18438	10188	9989	9840	9237	9696	9597	9535	9424	8910	9535	9424	8910	8742			
	7095	7155	7020	6784	6827	3643	3743	3604	3483	3438	3452	3412	3416	3301	3412	3416	3301	3389			
	9412	9234	9238	9039	9278	4877	4804	4862	4651	4868	4535	4430	4376	4388	4430	4376	4388	4410			
	9206	8154	8764	9147	8783	4709	4231	4481	4695	4555	4497	3923	4283	4452	3923	4283	4452	4228			
	8980	8950	8804	8383	8310	4609	4578	4622	4397	4229	4371	4377	4182	3986	4377	4182	3986	4081			

	People												
	total						boys						
	2014	2015	2016	2017	2018	2019	2014	2015	2016	2017	2018	2019	2020
South Kazakhstan	3878	3879	3778	3559	3566	3566	2040	2017	1946	1782	1838	1862	1832
Turkistan*	37392	37842	38812	13391	14225	14225	19358	19558	20110	6909	7280	18284	18702
Shyngys Kazakhstan	14635	14482	14656	14161	14201	14201	7455	7441	7616	7300	7436	7041	7040
Nur-Sultan city	24082	26134	27845	28276	29181	29181	12368	13311	14301	14721	14997	12823	13544
Almaty city	29672	31159	31704	31423	33259	33259	15398	16204	16343	16366	17142	14955	15361
Shymkent city	-	-	-	25738	27000	27000	-	-	-	13330	14094	-	-
Rural population													
Republic of Kazakhstan	176488	172650	170963	161127	162785	162785	90760	88802	88513	83340	83766	83848	82450
Akmola	6043	5927	5769	5742	5986	5986	3083	3035	2981	2945	3022	2892	2788
Aktobe	6780	6719	6641	4652	4917	4917	3508	3489	3386	2356	2523	3230	3255
Almaty	37400	36190	38283	37238	37914	37914	19365	18577	19934	19362	19433	17613	18349
Atyrau	8241	8223	8068	7387	7781	7781	4246	4328	4143	3779	4024	3895	3925
Batys Kazakhstan	6160	5991	5756	5479	5453	5453	3184	3101	3028	2822	2831	2890	2728
Zhambyl	18153	17069	16811	15599	15650	15650	9257	8740	8589	8091	8057	8329	8222
Karagandy	5128	4972	4686	4568	4512	4512	2623	2600	2438	2363	2285	2372	2248
Kostanai	5668	5614	5270	4952	4803	4803	2884	2853	2784	2633	2506	2761	2486
Kyzylorda	10946	10443	10018	9943	9917	9917	5568	5408	5205	5173	5056	5035	4813
Mangystau	9892	11151	11030	10233	11109	11109	5151	5776	5745	5364	5802	5375	5285
Pavlodar	4061	3821	3809	3642	3546	3546	2090	1930	1935	1851	1811	1891	1874
South Kazakhstan	4338	4253	3916	3828	3628	3628	2179	2232	2004	1949	1871	2021	1912
Turkistan*	44587	43867	42644	39861	39909	39909	22850	22461	22020	20529	20618	21406	20624
Shyngys Kazakhstan	9091	8410	8262	8003	7660	7660	4772	4272	4321	4123	3927	4138	3941

	Per 1000 People												
	total						boys						
	2014	2015	2016	2017	2018	2019	2014	2015	2016	2017	2018	2019	2020
Total population													
Republic of Kazakhstan	23.10	22.71	22.52	21.64	21.77	21.77	24.64	24.22	24.08	23.11	23.18	21.31	21.05
Akmola	17.39	17.12	16.90	16.71	16.82	16.82	18.44	18.26	18.05	17.83	17.81	16.05	15.82
Aktobe	24.06	24.11	23.53	22.47	22.69	22.69	26.07	25.95	25.07	23.98	24.07	22.39	22.08
Almaty	25.30	25.30	25.88	24.98	24.86	24.86	26.61	26.41	27.35	26.22	25.70	24.23	24.46
Atyrau	28.52	27.93	27.84	26.78	27.16	27.16	30.10	29.28	29.18	28.07	28.53	26.64	26.54
Batys Kazakhstan	20.80	20.48	20.62	19.96	20.11	20.11	22.20	21.86	22.42	21.25	21.36	19.19	18.94
Zhambyl	27.10	25.72	25.27	23.71	24.18	24.18	28.23	27.05	26.27	24.85	25.32	24.43	24.29
Karagandy	18.13	17.73	17.31	16.44	16.64	16.64	19.72	19.26	18.74	17.71	18.31	16.36	16.02
Kostanai	14.48	14.47	13.94	13.38	13.30	13.30	15.68	15.81	15.31	14.71	14.33	13.26	12.71

	Per 1000 People													
	total													
	2014	2015	2016	2017	2018	2014	2015	2016	2017	2018	2014	2015	2016	2018
	2014	2015	2016	2017	2018	2014	2015	2016	2017	2018	2014	2015	2016	2018
Kyzylorda	27.28	25.92	25.04	24.39	24.34	28.01	26.92	26.17	25.21	25.10	26.54	24.93	23.90	23.57
Mangystau	31.98	31.30	31.18	29.74	29.72	33.23	32.62	32.36	31.00	31.06	30.75	29.99	30.01	28.39
Pavlodar	17.29	16.87	16.64	15.91	15.72	18.84	18.22	18.32	17.48	16.92	15.90	15.66	15.14	14.64
Soltustik Kazakhstan	14.32	14.25	13.58	13.17	12.93	15.43	15.62	14.61	13.92	13.94	13.30	13.00	12.64	12.00
Turkistan*	29.70	29.03	28.48	27.01	27.33	30.80	30.05	29.62	27.54	27.82	28.61	28.03	27.36	26.83
Shygys Kazakhstan	17.01	16.40	16.45	15.98	15.83	18.42	17.62	17.99	17.28	17.25	15.73	15.29	15.06	14.53
Nur-Sultan city	28.89	30.29	30.18	28.23	27.67	30.74	31.99	32.15	30.52	29.59	27.16	28.71	28.34	25.90
Almaty city	19.15	18.63	18.36	17.69	18.19	21.78	21.19	20.7	20.17	20.53	16.93	16.48	16.39	16.22
Shymkent city	-	-	-	27.61	27.53	-	-	-	29.72	29.89	-	-	-	25.35
						Urban population								
Republic of Kazakhstan	23.13	22.73	22.65	21.99	22.16	25.42	24.93	24.87	24.12	24.30	21.09	20.77	20.68	20.26
Akmola	19.49	19.32	19.22	18.83	18.48	21.37	21.35	21.14	20.83	20.49	17.83	17.52	17.53	16.69
Aktobe	25.45	25.70	24.94	24.39	24.14	28.32	28.25	27.26	26.62	26.02	22.88	23.41	22.85	22.42
Almaty	25.97	27.25	26.63	27.12	27.11	28.03	29.44	29.02	29.15	28.91	24.10	25.26	24.44	25.46
Atyrau	30.20	29.41	30.12	28.14	28.22	32.93	30.95	32.52	30.40	30.36	27.71	27.99	27.90	26.24
Batys Kazakhstan	22.21	22.18	23.15	22.44	22.64	24.69	24.62	26.26	24.94	24.89	20.08	20.07	20.46	20.69
Zhambyl	26.00	25.42	25.18	24.35	25.73	28.14	28.04	27.12	26.18	27.96	24.08	23.06	23.44	23.72
Karagandy	18.27	17.87	17.55	16.51	16.79	20.25	19.67	19.26	18.05	18.93	16.55	16.31	16.06	14.91
Kostanai	15.51	15.43	15.00	14.41	14.40	17.41	17.62	16.80	16.12	15.78	13.90	13.57	13.48	13.22
Kyzylorda	29.33	28.04	27.39	26.31	26.58	31.12	29.84	29.48	27.67	28.45	27.63	26.32	25.39	24.77
Mangystau	32.81	30.22	32.15	33.70	32.51	33.99	31.28	32.76	34.50	33.69	31.66	29.15	31.54	31.33
Pavlodar	17.02	16.82	16.47	15.70	15.60	18.98	18.67	18.75	17.84	17.20	15.36	15.23	14.51	14.23
Soltustik Kazakhstan	16.01	15.76	15.17	14.18	14.14	18.61	18.09	17.22	15.63	16.03	13.85	13.84	13.46	12.56
Turkistan*	32.28	29.97	30.09	34.40	36.56	34.49	31.86	32.02	35.35	37.18	30.20	28.19	28.26	35.93
Shygys Kazakhstan	17.74	17.41	17.51	16.82	16.76	19.62	19.41	19.72	18.78	18.98	16.13	15.70	15.61	14.84
Nur-Sultan city	28.89	30.29	30.18	28.23	27.67	30.74	31.99	32.15	30.52	29.59	27.16	28.71	28.34	25.90
Almaty city	19.15	18.63	18.36	17.69	18.19	21.78	21.19	20.70	20.17	20.53	16.93	16.48	16.39	16.22
Shymkent city	-	-	-	27.61	27.53	-	-	-	29.72	29.89	-	-	-	25.35
						Rural population								
Republic of Kazakhstan	23.06	22.70	22.34	21.15	21.22	23.72	23.34	23.10	21.82	21.73	22.40	22.05	21.58	20.69
Akmola	15.53	15.15	14.81	14.80	15.34	15.97	15.64	15.43	15.27	15.56	15.09	14.67	14.21	15.12
Aktobe	21.80	21.48	21.17	18.05	19.26	22.61	22.35	21.60	18.21	19.65	20.99	20.62	20.73	18.85
Almaty	25.08	24.68	25.65	24.33	24.19	26.17	25.49	26.84	25.36	24.80	24.00	23.88	24.47	23.58
Atyrau	27.03	26.60	25.74	25.27	25.99	27.72	27.84	26.26	25.62	26.63	26.34	25.36	25.22	25.34
Batys Kazakhstan	19.41	18.80	18.08	17.37	17.40	19.97	19.34	18.87	17.72	17.87	18.85	18.25	17.28	16.92
Zhambyl	27.85	25.92	25.32	23.28	23.16	28.30	26.42	25.73	24.01	23.68	27.40	25.41	24.90	22.63
Karagandy	17.62	17.20	16.38	16.15	16.04	17.90	17.84	16.87	16.53	16.06	17.33	16.55	15.87	16.03

	Per 1000 People														
	total					boys					girls				
	2014	2015	2016	2017	2018	2014	2015	2016	2017	2018	2014	2015	2016	2017	2018
Kostanai	13.38	13.40	12.75	12.18	12.01	13.93	13.92	13.74	13.18	12.72	12.85	12.90	11.80	11.22	11.32
Kyzylorda	25.72	24.30	23.20	22.88	22.56	25.76	24.77	23.68	23.35	22.55	25.68	23.82	22.70	22.38	22.57
Mangystau	31.25	32.14	30.45	26.92	27.83	32.57	33.67	32.05	28.47	29.27	29.93	30.64	28.88	25.39	26.42
Pavlodar	17.90	16.99	17.07	16.42	16.00	18.53	17.22	17.37	16.68	16.31	17.28	16.75	16.76	16.15	15.70
Soltustik Kazakhstan	13.08	13.10	12.34	12.35	11.92	13.30	13.90	12.74	12.66	12.36	12.87	12.32	11.95	12.04	11.49
Turkistan*	27.83	28.27	27.16	25.19	25.08	28.24	28.63	27.73	25.63	25.55	27.42	27.90	26.59	24.74	24.59
Shygys Kazakhstan	15.95	14.91	14.87	14.69	14.35	16.81	15.19	15.57	15.14	14.70	15.10	14.64	14.17	14.25	14.00

* Hereinafter data for 2014-2016 for the Ontustik Kazakhstan.

4.2 Deaths

	People															
	total					male					female					
	2014	2015	2016	2017	2018	2014	2015	2016	2017	2018	2014	2015	2016	2017	2018	
Republic of Kazakhstan	Total population															
	132287	130811	131231	129009	130448	72205	71223	71078	69104	70338	60082	59588	60153	59905	60110	
	7503	7423	7328	7393	7360	4159	4011	3990	3978	3920	3344	3412	3338	3415	3440	
	5561	5554	5647	5456	5554	3103	3082	3137	2955	3043	2458	2472	2510	2501	2511	
	13661	13654	13457	13486	13286	7632	7660	7504	7549	7308	6029	5994	5953	5937	5978	
	3557	3490	3751	3456	3547	1934	1904	2122	1859	1913	1623	1586	1629	1597	1634	
	5555	5490	5667	5426	5515	2984	2976	3103	2912	3015	2571	2514	2564	2514	2500	
	7505	7251	7306	7241	7190	4118	4039	4087	4001	4038	3387	3212	3219	3240	3152	
	13588	13559	13611	13227	13356	7277	7117	7079	6823	7031	6311	6442	6532	6404	6325	
	9400	9238	9240	8911	8866	4992	4902	4722	4631	4642	4408	4336	4518	4280	4224	
	4546	4341	4500	4314	4299	2693	2579	2633	2541	2507	1853	1762	1867	1773	1792	
	2793	2850	2786	2733	3024	1715	1741	1667	1586	1777	1078	1109	1119	1147	1247	
	7531	7346	7316	7277	7360	4011	3936	3852	3769	3956	3520	3410	3464	3508	3404	
	6948	6722	6744	6640	6564	3664	3535	3487	3500	3435	3284	3187	3257	3140	3129	
	14932	14837	14662	10137	9927	8511	8393	8215	5722	5698	6421	6444	6447	4415	4229	
	14580	14612	14371	14031	14209	7758	7761	7780	7397	7576	6822	6851	6591	6634	6633	
	3578	3865	4051	3902	4173	2028	2166	2264	2111	2369	1550	1699	1787	1791	1804	
	11049	10579	10794	10935	11678	5626	5421	5436	5439	5662	5423	5158	5358	5496	6016	
	-	-	-	4444	4540	-	-	-	-	2331	2448	-	-	-	2113	2092
	Republic of Kazakhstan	Urban population														
77803		77319	78001	76996	79172	41531	41317	41314	40050	41632	36272	36002	36687	36946	37540	
3806		3673	3837	3897	3900	2075	1968	2043	2032	2030	1731	1705	1794	1865	1870	

Continuation

	People														
	total					male					female				
	2014	2015	2016	2017	2018	2014	2015	2016	2017	2018	2014	2015	2016	2017	2018
Aktobe	3462	3479	3512	3761	3914	1901	1881	1915	1996	2098	1561	1598	1597	1765	1816
Almaty	4035	4180	4083	3968	4002	2210	2324	2210	2137	2130	1825	1856	1873	1831	1872
Atyrau	1682	1758	1812	1762	1853	886	936	1015	910	962	796	822	797	852	891
Batys Kazakhstan	2976	2893	2971	2752	2970	1554	1543	1599	1418	1576	1422	1350	1372	1334	1394
Zhambyl	3532	3352	3323	3386	3284	1887	1859	1835	1833	1801	1645	1493	1488	1553	1483
Karagandy	11109	11100	11145	10986	11050	5902	5766	5726	5562	5738	5207	5334	5419	5424	5312
Kostanai	5028	5045	5026	4889	4972	2599	2625	2510	2466	2562	2429	2420	2516	2423	2410
Kyzylorda	2039	2015	2075	1926	2014	1216	1179	1208	1126	1157	823	836	867	800	857
Mangystau	1573	1467	1476	1406	1546	980	869	851	792	877	593	598	625	614	669
Pavlodar	5140	5116	5142	5114	5246	2656	2692	2660	2601	2792	2484	2424	2482	2513	2454
South Kazakhstan	2945	2965	2960	2925	2924	1507	1507	1490	1519	1467	1438	1458	1470	1406	1457
Turkistan*	7046	7029	7064	2460	2472	3959	3951	3918	1396	1452	3087	3078	3146	1064	1020
Shygyz Kazakhstan	8803	8803	8730	8483	8634	4545	4630	4634	4381	4511	4258	4173	4096	4102	4123
Nur-Sultan city	3578	3865	4051	3902	4173	2028	2166	2264	2111	2369	1550	1699	1787	1791	1804
Almaty city	11049	10579	10794	10935	11678	5626	5421	5436	5439	5662	5423	5158	5358	5496	6016
Shymkent city	-	-	-	4444	4540	-	-	-	2331	2448	-	-	-	2113	2092
Rural population															
Republic of Kazakhstan	54484	53492	53230	52013	51276	30674	29906	29764	29054	28706	23810	23586	23466	22959	22570
Akmola	3697	3750	3491	3496	3460	2084	2043	1947	1946	1890	1613	1707	1544	1550	1570
Aktobe	2099	2075	2135	1695	1640	1202	1201	1222	959	945	897	874	913	736	695
Almaty	9626	9474	9374	9518	9284	5422	5336	5294	5412	5178	4204	4138	4080	4106	4106
Atyrau	1875	1732	1939	1694	1694	1048	968	1107	949	951	827	764	832	745	743
Batys Kazakhstan	2579	2597	2696	2674	2545	1430	1433	1504	1494	1439	1149	1164	1192	1180	1106
Zhambyl	3973	3899	3983	3855	3906	2231	2180	2252	2168	2237	1742	1719	1731	1687	1669
Karagandy	2479	2459	2466	2241	2306	1375	1351	1353	1261	1293	1104	1108	1113	980	1013
Kostanai	4372	4193	4214	4022	3894	2393	2277	2212	2165	2080	1979	1916	2002	1857	1814
Kyzylorda	2507	2326	2425	2388	2285	1477	1400	1425	1415	1350	1030	926	1000	973	935
Mangystau	1220	1383	1310	1327	1478	735	872	816	794	900	485	511	494	533	578
Pavlodar	2391	2230	2174	2163	2114	1355	1244	1192	1168	1164	1036	986	982	995	950
South Kazakhstan	4003	3757	3784	3715	3640	2157	2028	1997	1981	1968	1846	1729	1787	1734	1672
Turkistan*	7886	7808	7598	7677	7455	4552	4442	4297	4326	4246	3334	3366	3301	3351	3209
Shygyz Kazakhstan	5777	5809	5641	5548	5575	3213	3131	3146	3016	3065	2564	2678	2495	2532	2510

	per 1000 People														
	total					male					female				
	2014	2015	2016	2017	2018	2014	2015	2016	2017	2018	2014	2015	2016	2017	2018
	Total population														
Republic of Kazakhstan	7.65	7.46	7.37	7.15	7.14	8.65	8.40	8.26	7.92	7.95	6.72	6.57	6.55	6.44	6.38
Akmola	10.19	10.02	9.91	10.04	9.96	11.70	11.21	11.16	11.15	10.94	8.79	8.91	8.74	8.99	9.04
Aktobe	6.82	6.70	6.72	6.41	6.43	7.88	7.70	7.72	7.17	7.28	5.82	5.77	5.78	5.69	5.64
Almaty	6.91	7.06	6.85	6.74	6.55	7.85	8.04	7.75	7.64	7.28	5.99	6.10	5.97	5.86	5.84
Atyrau	6.19	5.94	6.24	5.63	5.65	6.86	6.59	7.18	6.15	6.19	5.55	5.30	5.33	5.12	5.14
Batys Kazakhstan	8.86	8.67	8.87	8.42	8.49	9.85	9.72	10.04	9.34	9.58	7.93	7.68	7.76	7.56	7.47
Zhambyl	6.88	6.56	6.56	6.49	6.41	7.70	7.45	7.48	7.29	7.32	6.09	5.71	5.68	5.71	5.54
Karagandy	9.89	9.81	9.84	9.57	9.68	11.20	10.89	10.80	10.42	10.74	8.71	8.85	8.97	8.81	8.72
Kostanai	10.67	10.47	10.48	10.16	10.14	11.99	11.75	11.32	11.14	11.19	9.48	9.32	9.73	9.27	9.19
Kyzylorda	6.09	5.72	5.85	5.54	5.45	7.22	6.80	6.84	6.52	6.34	4.96	4.64	4.86	4.56	4.56
Mangystau	4.68	4.62	4.39	4.19	4.52	5.78	5.67	5.28	4.89	5.33	3.59	3.58	3.51	3.51	3.71
Pavlodar	9.98	9.70	9.65	9.63	9.76	11.28	11.02	10.76	10.55	11.08	8.83	8.53	8.66	8.80	8.57
Soltustik Kazakhstan	12.11	11.78	11.91	11.84	11.79	13.40	12.99	12.90	13.06	12.91	10.93	10.67	11.00	10.72	10.77
Turkistan*	5.41	5.27	5.13	5.14	5.01	6.21	6.00	5.78	5.74	5.68	4.62	4.55	4.48	4.53	4.33
Shygyz Kazakhstan	10.45	10.47	10.32	10.12	10.29	11.69	11.68	11.72	11.19	11.50	9.33	9.37	9.04	9.14	9.18
Nur-Sultan city	4.29	4.48	4.39	3.90	3.96	5.04	5.21	5.09	4.38	4.67	3.59	3.80	3.74	3.45	3.29
Almaty city	7.13	6.33	6.25	6.15	6.39	7.96	7.09	6.88	6.70	6.78	6.43	5.68	5.72	5.69	6.06
Shymkent city	-	-	-	4.77	4.63	-	-	-	5.20	5.19	-	-	-	4.37	4.11
	Urban population														
Republic of Kazakhstan	8.07	7.78	7.69	7.39	7.47	9.18	8.84	8.65	8.16	8.33	7.10	6.84	6.83	6.70	6.70
Akmola	10.97	10.52	10.96	11.18	11.19	12.77	12.02	12.44	12.40	12.37	9.39	9.19	9.66	10.09	10.14
Aktobe	6.86	6.74	6.67	6.33	6.43	7.97	7.70	7.67	7.06	7.24	5.87	5.88	5.77	5.67	5.70
Almaty	8.30	8.92	8.63	8.45	8.68	9.54	10.40	9.79	9.51	9.65	7.17	7.57	7.58	7.47	7.79
Atyrau	6.24	6.30	6.30	5.48	5.65	6.88	7.02	7.37	5.88	6.09	5.65	5.65	5.32	5.10	5.25
Batys Kazakhstan	9.61	9.19	9.26	8.37	8.83	10.83	10.58	10.77	9.30	10.08	8.55	7.98	7.96	7.57	7.75
Zhambyl	8.04	7.51	7.40	7.59	7.37	9.08	8.80	8.62	8.65	8.51	7.10	6.36	6.30	6.62	6.34
Karagandy	10.26	10.16	10.15	10.00	10.06	11.73	11.35	11.21	10.87	11.21	8.98	9.12	9.23	9.24	9.06
Kostanai	10.99	10.88	10.74	10.38	10.48	12.42	12.36	11.70	11.41	11.76	9.78	9.63	9.93	9.51	9.40
Kyzylorda	6.35	6.12	6.15	5.61	5.77	7.76	7.32	7.32	6.70	6.76	5.01	4.97	5.03	4.56	4.81
Mangystau	5.61	5.44	5.42	5.18	5.72	7.07	6.42	6.22	5.82	6.49	4.17	4.44	4.60	4.54	4.96
Pavlodar	9.74	9.61	9.62	9.58	9.85	10.94	10.98	10.79	10.55	11.35	8.73	8.44	8.61	8.74	8.56
Soltustik Kazakhstan	12.16	12.05	11.88	11.65	11.59	13.75	13.51	13.18	13.33	12.79	10.84	10.83	10.80	10.26	10.59
Turkistan*	6.08	5.57	5.48	6.32	6.35	7.05	6.44	6.24	7.14	7.41	5.17	4.75	4.75	5.49	5.28
Shygyz Kazakhstan	10.67	10.58	10.43	10.07	10.19	11.96	12.08	12.00	11.27	11.52	9.57	9.31	9.08	9.05	9.05

Continuation

	per 1000 People														
	total				male				female						
	2014	2015	2016	2017	2018	2014	2015	2016	2017	2018	2014	2015	2016	2017	2018
Nur-Sultan city	4.29	4.48	4.39	3.90	3.96	5.04	5.21	5.09	4.38	4.67	3.59	3.80	3.74	3.45	3.29
Almaty city	7.13	6.33	6.25	6.15	6.39	7.96	7.09	6.88	6.70	6.78	6.43	5.68	5.72	5.69	6.06
Shymkent city	-	-	-	4.77	4.63	-	-	-	5.20	5.19	-	-	-	4.37	4.11
						Rural population									
Republic of Kazakhstan	7.12	7.03	6.96	6.83	6.68	8.02	7.86	7.77	7.61	7.45	6.22	6.20	6.14	6.01	5.91
Akmola	9.50	9.59	8.96	9.01	8.87	10.79	10.53	10.08	10.09	9.73	8.22	8.66	7.87	7.94	8.01
Aktobe	6.75	6.63	6.80	6.58	6.42	7.75	7.69	7.80	7.41	7.36	5.75	5.58	5.82	5.18	5.47
Almaty	6.45	6.46	6.28	6.22	5.92	7.33	7.32	7.13	7.09	6.61	5.59	5.61	5.44	5.35	5.24
Atyrau	6.15	5.60	6.19	5.79	5.66	6.84	6.23	7.02	6.43	6.29	5.45	4.97	5.35	4.92	5.01
Batys Kazakhstan	8.13	8.15	8.47	8.48	8.12	8.97	8.94	9.37	9.38	9.09	7.28	7.35	7.55	7.56	7.14
Zhambyl	6.09	5.92	6.00	5.75	5.78	6.82	6.59	6.75	6.43	6.57	5.36	5.25	5.24	5.07	4.97
Karagandy	8.52	8.51	8.62	7.92	8.20	9.38	9.27	9.36	8.82	9.09	7.64	7.73	7.86	7.01	7.29
Kostanai	10.32	10.01	10.19	9.89	9.74	11.56	11.11	10.91	10.84	10.56	9.13	8.95	9.50	8.98	8.94
Kyzylorda	5.89	5.41	5.62	5.49	5.20	6.83	6.41	6.48	6.39	6.02	4.92	4.38	4.72	4.57	4.34
Mangystau	3.85	3.99	3.62	3.49	3.70	4.65	5.08	4.55	4.21	4.54	3.06	2.91	2.70	2.78	2.88
Pavlodar	10.54	9.91	9.74	9.75	9.54	12.01	11.10	10.70	10.53	10.48	9.08	8.73	8.78	8.97	8.59
Sołtustik Kazakhstan	12.07	11.57	11.92	11.98	11.96	13.17	12.63	12.69	12.87	13.00	11.00	10.54	11.17	11.10	10.93
Turkistan*	4.92	5.03	4.84	4.85	4.68	5.62	5.66	5.41	5.40	5.26	4.21	4.39	4.26	4.29	4.09
Shygys Kazakhstan	10.14	10.30	10.15	10.19	10.45	11.32	11.13	11.34	11.08	11.48	8.96	9.47	8.97	9.30	9.41

4.3 Natural increase (decrease)

	People														
	total					male					female				
	2014	2015	2016	2017	2018	2014	2015	2016	2017	2018	2014	2015	2016	2017	2018
	Total population														
Republic of Kazakhstan	267022	267647	269463	261253	267351	133551	134068	136145	132652	134886	133471	133579	133318	128601	132465
Akmola	5300	5251	5168	4914	5066	2395	2520	2464	2382	2464	2905	2731	2704	2532	2602
Aktobe	14064	14426	14122	13682	14045	7161	7308	7050	6928	7021	6903	7118	7072	6754	7024
Almaty	36362	35300	37417	36485	37123	18226	17493	18984	18360	18503	18136	17807	18433	18125	18620
Atyrau	12832	12934	12979	12987	13486	6554	6552	6503	6625	6906	6278	6382	6476	6362	6580
Batys Kazakhstan	7485	7484	7517	7434	7552	3741	3714	3826	3715	3708	3744	3770	3691	3719	3844

	People														
	total					male					female				
	2014	2015	2016	2017	2018	2014	2015	2016	2017	2018	2014	2015	2016	2017	2018
Zhambyl	22076	21157	20815	19224	19923	10987	10624	10276	9636	9936	11089	10533	10539	9588	9987
Karagandy	11325	10937	10339	9488	9594	5534	5472	5199	4777	4950	5791	5465	5140	4711	4644
Kostanai	3363	3531	3050	2825	2764	1535	1694	1666	1485	1302	1828	1837	1384	1340	1462
Kyzylorda	15812	15336	14756	14668	14896	7752	7633	7434	7283	7417	8060	7703	7322	7385	7479
Mangystau	16305	16455	17008	16647	16868	8145	8266	8559	8473	8580	8160	8189	8449	8174	8288
Pavlodar	5510	5425	5297	4748	4496	2688	2572	2705	2479	2084	2822	2853	2592	2269	2412
South Kazakhstan	1268	1410	950	747	630	555	714	463	231	274	713	696	487	516	356
Turkistan*	67047	66872	66794	43115	44207	33697	33626	33915	21716	22200	33350	33246	32879	21399	22007
Shyngys Kazakhstan	9146	8280	8547	8133	7652	4469	3952	4157	4026	3787	4677	4328	4390	4107	3865
Nur-Sultan city	20504	22269	23794	24374	25008	10340	11145	12037	12610	12628	10164	11124	11757	11764	12380
Almaty city	18623	20580	20910	20488	21581	9772	10783	10907	10927	11480	8851	9797	10003	9561	10101
Shymkent city	-	-	-	21294	22460	-	-	-	10999	11646	-	-	-	10295	10814
Republic of Kazakhstan	145018	148489	151730	152139	155842	73465	75172	77396	78366	79826	71553	73317	74334	73773	76016
Akmola	2954	3074	2890	2668	2540	1396	1528	1430	1383	1332	1558	1546	1460	1285	1208
Aktobe	9383	9782	9616	10725	10768	4855	5020	4886	5531	5443	4528	4762	4730	5194	5325
Almaty	8588	8584	8508	8765	8493	4283	4252	4344	4410	4248	4305	4332	4164	4355	4245
Atyrau	6466	6443	6850	7294	7399	3356	3192	3467	3795	3833	3110	3251	3383	3499	3566
Batys Kazakhstan	3904	4090	4457	4629	4644	1987	2046	2302	2387	2316	1917	2044	2155	2242	2328
Zhambyl	7896	7987	7987	7480	8179	3961	4064	3939	3713	4116	3935	3923	4048	3767	4063
Karagandy	8676	8424	8119	7161	7388	4286	4223	4114	3675	3958	4390	4201	4005	3486	3430
Kostanai	2067	2110	1994	1895	1855	1044	1118	1094	1017	876	1023	992	900	878	979
Kyzylorda	7373	7219	7163	7113	7264	3661	3625	3654	3525	3711	3712	3594	3509	3588	3553
Mangystau	7633	6687	7288	7741	7237	3729	3362	3630	3903	3678	3904	3325	3658	3838	3559
Pavlodar	3840	3834	3662	3269	3064	1953	1886	1962	1796	1437	1887	1948	1700	1473	1627
South Kazakhstan	933	914	818	634	642	533	510	456	263	371	400	404	362	371	271
Turkistan*	30346	30813	31748	10931	11753	15399	15607	16192	5513	5828	14947	15206	15556	5418	5925
Shyngys Kazakhstan	5832	5679	5926	5678	5567	2910	2811	2982	2919	2925	2922	2868	2944	2759	2642
Nur-Sultan city	20504	22269	23794	24374	25008	10340	11145	12037	12610	12628	10164	11124	11757	11764	12380
Almaty city	18623	20580	20910	20488	21581	9772	10783	10907	10927	11480	8851	9797	10003	9561	10101
Shymkent city	-	-	-	21294	22460	-	-	-	10999	11646	-	-	-	10295	10814
Republic of Kazakhstan	122004	119158	117733	109114	111509	60086	58896	58749	54286	55060	61918	60262	58984	54828	56449
Akmola	2346	2177	2278	2246	2526	999	992	1034	999	1132	1347	1185	1244	1247	1394
Aktobe	4681	4644	4506	2957	3277	2306	2288	2164	1397	1578	2375	2356	2342	1560	1699
Almaty	27774	26716	28909	27720	28630	13943	13241	14640	13950	14255	13831	13475	14269	13770	14375

Continuation

	People											
	total						male					
	2014	2015	2016	2017	2018	2019	2014	2015	2016	2017	2018	2019
Atyrau	6366	6491	6129	5693	6087	3198	3360	3036	2830	3073	3168	3131
Batys Kazakhstan	3581	3394	3060	2805	2908	1754	1668	1524	1328	1392	1827	1726
Zhambyl	14180	13170	12828	11744	11744	7026	6560	6337	5923	5820	7154	6610
Karagandy	2649	2513	2220	2327	2206	1248	1249	1085	1102	992	1401	1264
Kostanai	1296	1421	1056	930	909	491	576	572	468	426	805	845
Kyzylorda	8439	8117	7593	7555	7632	4091	4008	3780	3758	3706	4348	4109
Mangystau	8672	9768	9720	8906	9631	4416	4904	4929	4570	4902	4256	4864
Pavlodar	1670	1591	1635	1479	1432	735	686	743	683	647	935	905
Soltustik Kazakhstan	335	496	132	113	-12	22	204	7	-32	-97	313	292
Turkistan*	36701	36059	35046	32184	32454	18298	18019	17723	16203	16372	18403	18040
Shygys Kazakhstan	3314	2601	2621	2455	2085	1559	1141	1175	1107	862	1755	1460

Continuation

	per 1000 People											
	total						male					
	2014	2015	2016	2017	2018	2019	2014	2015	2016	2017	2018	2019
Republic of Kazakhstan	15.45	15.25	15.15	14.48	14.63	15.99	15.82	15.82	15.82	15.24	14.93	14.74
Akmola	7.20	7.10	6.99	6.67	6.86	6.74	7.05	6.89	6.68	6.88	7.63	7.14
Aktobe	17.24	17.41	16.81	16.06	16.26	18.19	18.25	17.35	16.81	16.79	16.36	16.62
Almaty	18.39	18.24	19.03	18.24	18.30	18.76	18.37	19.60	18.58	18.43	18.04	18.13
Atyrau	22.33	21.99	21.60	21.15	21.50	23.24	22.69	22.00	21.92	22.34	21.45	21.34
Batys Kazakhstan	11.94	11.81	11.75	11.54	11.63	12.35	12.14	12.38	11.92	11.78	11.55	11.51
Zhambyl	20.22	19.16	18.71	17.22	17.77	20.53	19.60	18.79	17.56	18.00	19.93	18.72
Karagandy	8.24	7.92	7.47	6.87	6.95	8.52	8.37	7.94	7.29	7.56	8.00	7.51
Kostanai	3.81	4.00	3.46	3.22	3.16	3.69	4.06	3.99	3.57	3.14	3.93	3.94
Kyzylorda	21.19	20.20	19.19	18.85	18.89	20.79	20.12	19.33	18.69	18.76	21.58	20.29
Mangystau	27.30	26.68	26.79	25.55	25.20	27.45	26.95	27.08	26.11	25.73	27.16	26.41
Pavlodar	7.31	7.17	6.99	6.28	5.96	7.56	7.20	7.56	6.94	5.84	7.07	7.13
Soltustik Kazakhstan	2.21	2.47	1.67	1.33	1.13	2.03	2.63	1.71	0.86	1.03	2.37	2.33
Turkistan*	24.29	23.76	23.35	21.87	22.32	24.59	24.05	23.84	21.79	22.14	23.99	23.48
Shygys Kazakhstan	6.56	5.93	6.13	5.87	5.54	6.73	5.94	6.27	6.09	5.75	6.40	5.92
Nur-Sultan city	24.60	25.81	25.79	24.33	23.72	25.70	26.78	27.06	26.14	24.92	23.57	24.91
Almaty city	12.02	12.30	12.11	11.53	11.80	13.82	14.10	13.82	13.47	13.75	10.50	10.80

	per 1000 People														
	total					male					female				
	2014	2015	2016	2017	2018	2014	2015	2016	2017	2018	2014	2015	2016	2017	2018
Shymkent city	-	-	-	22.84	22.90	-	-	-	24.52	24.70	-	-	-	21.28	21.24
Republic of Kazakhstan	15.06	14.95	14.96	14.60	14.70	16.24	16.09	16.22	15.96	15.97	13.99	13.93	13.85	13.39	13.56
Akmola	8.52	8.80	8.26	7.65	7.29	8.60	9.33	8.70	8.44	8.12	8.44	8.33	7.87	6.96	6.55
Aktobe	18.59	18.96	18.27	18.05	17.70	20.35	20.55	19.59	19.56	18.78	17.01	17.53	17.08	16.69	16.72
Almaty	17.67	18.33	18.00	18.67	18.43	18.49	19.04	19.23	19.63	19.25	16.93	17.69	16.86	17.78	17.67
Atyrau	23.96	23.11	23.82	22.67	22.57	26.05	23.93	25.15	24.52	24.27	22.06	22.34	22.58	20.95	20.99
Batys Kazakhstan	12.60	12.99	13.89	14.08	13.81	13.86	14.04	15.49	15.65	14.81	11.53	12.09	12.50	12.72	12.94
Zhambyl	17.96	17.91	17.78	16.76	18.36	19.06	19.24	18.50	17.53	19.45	16.98	16.70	17.14	16.07	17.38
Karagandy	8.01	7.71	7.40	6.52	6.73	8.52	8.32	8.05	7.18	7.73	7.57	7.19	6.83	5.94	5.85
Kostanai	4.52	4.55	4.26	4.02	3.91	4.99	5.26	5.10	4.71	4.02	4.12	3.94	3.55	3.45	3.82
Kyzylorda	22.98	21.92	21.24	20.71	20.81	23.36	22.52	22.16	20.97	21.69	22.62	21.35	20.36	20.45	19.96
Mangystau	27.20	24.78	26.73	28.52	26.79	26.92	24.86	26.54	28.68	27.20	27.49	24.71	26.94	28.37	26.37
Pavlodar	7.28	7.21	6.85	6.12	5.75	8.04	7.69	7.96	7.29	5.84	6.63	6.79	5.90	5.12	5.67
Soltustik Kazakhstan	3.85	3.71	3.29	2.53	2.55	4.86	4.58	4.04	2.31	3.24	3.01	3.01	2.66	2.71	1.97
Turkistan*	26.20	24.40	24.61	28.08	30.20	27.44	25.42	25.78	28.21	29.76	25.03	23.44	23.51	27.95	30.65
Shygyys Kazakhstan	7.07	6.83	7.08	6.74	6.57	7.66	7.33	7.72	7.51	7.47	6.56	6.39	6.53	6.09	5.80
Nur-Sultan city	24.60	25.81	25.79	24.33	23.72	25.70	26.78	27.06	26.14	24.92	23.57	24.91	24.60	22.66	22.60
Almaty city	12.02	12.30	12.11	11.53	11.80	13.82	14.10	13.82	13.47	13.75	10.50	10.80	10.67	9.91	10.17
Shymkent city	-	-	-	22.84	22.90	-	-	-	24.52	24.70	-	-	-	21.28	21.24
Republic of Kazakhstan	15.94	15.67	15.38	14.32	14.53	15.70	15.48	15.33	14.21	14.28	16.18	15.85	15.44	14.44	14.78
Akmola	6.03	5.56	5.85	5.79	6.47	5.18	5.11	5.35	5.18	5.83	6.87	6.01	6.34	6.39	7.11
Aktobe	15.05	14.85	14.37	11.48	12.83	14.86	14.66	13.80	10.80	12.29	15.24	15.04	14.91	12.16	13.38
Almaty	18.63	18.22	19.37	18.11	18.27	18.84	18.17	19.71	18.27	18.19	18.41	18.27	19.03	17.95	18.34
Atyrau	20.88	21.00	19.55	19.47	20.33	20.88	21.61	19.24	19.19	20.34	20.89	20.39	19.87	19.77	20.32
Batys Kazakhstan	11.28	10.65	9.61	8.89	9.28	11.00	10.40	9.50	8.34	8.78	11.57	10.90	9.73	9.46	9.78
Zhambyl	21.76	20.00	19.32	17.53	17.38	21.48	19.83	18.98	17.58	17.11	22.04	20.16	19.66	17.48	17.65
Karagandy	9.10	8.69	7.76	8.23	7.84	8.52	8.57	7.51	7.71	6.97	9.69	8.82	8.01	8.76	8.74
Kostanai	3.06	3.39	2.56	2.29	2.27	2.37	2.81	2.83	2.34	2.16	3.72	3.95	2.30	2.23	2.38
Kyzylorda	19.83	18.89	17.58	17.38	17.36	18.93	18.36	17.20	16.96	16.53	20.76	19.44	17.98	17.82	18.23
Mangystau	27.40	28.15	26.83	23.43	24.13	27.92	28.59	27.50	24.25	24.73	26.87	27.73	26.18	22.61	23.54
Pavlodar	7.36	7.08	7.33	6.67	6.46	6.52	6.12	6.67	6.16	5.83	8.20	8.02	7.98	7.18	7.10
Soltustik Kazakhstan	1.01	1.53	0.42	0.36	-0.04	0.13	1.27	0.05	-0.21	-0.64	1.87	1.78	0.78	0.93	0.56
Turkistan*	22.91	23.24	22.32	20.34	20.39	22.62	22.97	22.32	20.23	20.29	23.21	23.51	22.33	20.45	20.50
Shygyys Kazakhstan	5.81	4.61	4.72	4.51	3.91	5.49	4.06	4.23	4.07	3.22	6.14	5.17	5.20	4.95	4.59

4.4 Births, deaths and natural increase (decrease) of the population by ethnic groups

	People													
	number of births							number of deaths						
	2014	2015	2016	2017	2018	2019	2020	2014	2015	2016	2017	2018	2019	2020
Total	399309	398458	400694	390262	397799	132287	130811	131231	129009	130448	267022	267647	261253	267351
Kazakhs	301452	301668	306115	300807	309735	58370	58494	59274	58695	59670	243082	243174	246841	250065
Russian	45407	43802	42356	38970	37406	47314	46635	46531	45297	45478	-1907	-2833	-4175	-8072
Uzbeks	16016	16293	16689	16145	16660	2628	2599	2648	2648	2630	13388	13694	14041	14030
Ukrainians	4683	4629	4339	4042	3972	8888	8605	8365	8164	8184	-4205	-3976	-4026	-4212
Uigurs	6224	6273	6250	6102	6220	1554	1521	1498	1677	1622	4670	4752	4752	4598
Tatars	3318	3361	3264	3176	3094	3052	2928	2967	2837	2893	266	433	297	201
Germans	4235	4032	3882	3684	3515	2129	2110	2081	2012	2089	2106	1922	1801	1426
Other ethnicities	17964	18387	17788	17314	17181	8121	7734	7732	7585	7759	9843	10653	10056	9422
Not specified	10	13	11	22	16	231	185	135	94	123	-221	-172	-124	-107

5. Marriages and divorces

5.1 Marriages

	Number of marriages																				
	total population							urban population							rural population						
	2014	2015	2016	2017	2018	2014	2015	2016	2017	2018	2014	2015	2016	2017	2018	2014	2015	2016	2017	2018	
Republic of Kazakhstan	159328	148769	141702	141791	137797	105172	98927	94672	97262	95964	54156	49842	47030	44529	41833						
Akmola	5917	5465	4870	5226	4780	3853	3406	3117	3370	3182	2064	2059	1753	1856	1598						
Aktobe	7999	7149	6761	6693	6538	5998	5325	5102	5524	5364	2001	1824	1659	1169	1174						
Almaty	17256	16149	15522	14969	14068	5152	4694	4529	4409	4363	12104	11455	10993	10560	9705						
Atyrau	5543	5097	4888	4940	5032	3459	3151	3048	3585	3490	2084	1946	1840	1355	1542						
Batys Kazakhstan	5782	5279	5028	4986	4880	4017	3715	3536	3673	3660	1765	1564	1492	1313	1220						
Zhambyl	9615	8325	8064	7837	7878	4437	3983	3899	3874	4058	5178	4342	4165	3963	3820						
Karagandy	12344	11481	10748	10973	10813	11189	10398	9758	10012	9912	1155	1083	990	961	901						
Kostanai	6591	6418	5628	6010	5682	4075	4047	3605	3878	3731	2516	2371	2023	2132	1951						
Kyzylorda	6579	5839	5657	5649	5735	3313	2876	2817	2760	2875	3266	2963	2840	2889	2860						
Mangystau	6028	5806	5576	5527	5548	3772	3375	3363	3373	3253	2256	2431	2213	2154	2295						
Pavlodar	6508	6125	5173	5646	5369	5279	4977	4155	4563	4351	1229	1148	1018	1083	1018						
Softustik Kazakhstan	4480	4144	3566	3830	3605	2449	2279	2019	2205	2035	2031	1865	1547	1625	1570						
Turkistan*	23737	21826	22030	14320	13333	10931	9950	10356	3527	3469	12806	11876	11674	10793	9864						
Shygys Kazakhstan	12269	11167	10241	10121	9421	8568	8252	7418	7445	7106	3701	2915	2823	2676	2315						
Nur-Sultan city	11399	11213	11299	11471	11404	11399	11213	11299	11471	11404	-	-	-	-	-						
Almaty city	17281	17286	16651	17172	16952	17281	17286	16651	17172	16952	-	-	-	-	-						
Shymkent city	-	-	-	6421	6759	-	-	-	6421	6759	-	-	-	-	-						

* Hereinafter data for 2014-2016 for the Ontustik Kazakhstan.

Continuation

	per 1000 people														
	total population					urban population									
											rural population				
	2014	2015	2016	2017	2018	2014	2015	2016	2017	2018	2014	2015	2016	2017	2018
Republic of Kazakhstan	9.22	8.48	7.96	7.86	7.54	10.92	9.96	9.30	9.33	9.05	7.08	6.55	6.18	5.85	5.45
Akmola	8.04	7.38	6.59	7.09	6.47	11.11	9.75	8.91	9.66	9.13	5.30	5.26	4.50	4.78	4.09
Aktobe	9.81	8.63	8.05	7.86	7.57	11.88	10.32	9.22	9.30	8.82	6.43	5.83	5.79	4.54	4.60
Almaty	8.83	8.35	7.90	7.48	6.94	11.16	10.02	9.58	9.39	9.47	8.12	7.81	7.36	6.90	6.19
Atyrau	9.65	8.67	8.13	8.04	8.02	12.82	11.30	10.13	11.14	10.65	6.84	6.30	6.13	4.63	5.15
Batys Kazakhstan	9.22	8.33	7.87	7.74	7.51	12.97	11.80	11.02	11.17	10.88	5.56	4.91	4.69	4.16	3.89
Zhambyl	8.81	7.54	7.25	7.02	7.03	10.09	8.93	8.68	8.68	9.11	7.94	6.59	6.27	5.92	5.65
Karagandy	8.98	8.31	7.77	7.94	7.84	10.33	9.52	8.89	9.11	9.03	3.97	3.75	3.46	3.40	3.20

Continuation

	per 1000 people														
	total population					urban population					rural population				
	2014	2015	2016	2017	2018	2014	2015	2016	2017	2018	2014	2015	2016	2017	2018
Kostanai	7.48	7.27	6.38	6.85	6.50	8.91	8.73	7.70	8.24	7.87	5.94	5.66	4.89	5.24	4.88
Kyzylorda	8.81	7.69	7.36	7.26	7.27	10.33	8.73	8.35	8.03	8.24	7.68	6.90	6.58	6.65	6.51
Mangystau	10.09	9.41	8.78	8.48	8.29	13.44	12.51	12.34	12.43	12.04	7.13	7.01	6.11	5.67	5.75
Pavlodar	8.63	8.09	6.83	7.47	7.12	10.01	9.35	7.77	8.54	8.17	5.42	5.10	4.56	4.88	4.59
Soltustik Kazakhstan	7.81	7.26	6.30	6.83	6.48	10.11	9.26	8.09	8.79	8.07	6.12	5.75	4.88	5.24	5.16
Turkistan*	8.60	7.76	7.70	7.26	6.73	9.44	7.88	8.03	9.06	8.91	7.99	7.65	7.44	6.82	6.20
Shygys Kazakhstan	8.80	8.00	7.35	7.30	6.82	10.39	9.92	8.86	8.84	8.39	6.49	5.17	5.08	4.91	4.34
Nur-Sultan city	13.67	13.00	12.25	11.45	10.81	13.67	13.00	12.25	11.45	10.81	-	-	-	-	-
Almaty city	10.98	10.34	9.64	9.67	9.27	10.98	10.34	9.64	9.67	9.27	-	-	-	-	-
Shymkent city	-	-	-	6.89	6.89	-	-	-	6.89	6.89	-	-	-	-	-

5.2 Marriages by age and marital status

	Got married										Of them according to marital status										people					
											never married					widowed						divorced				
	2014	2015	2016	2017	2018	2018	2014	2015	2016	2017	2018	2014	2015	2016	2017	2018	2014	2015	2016	2017		2018				
grooms																										
Total	159328	148769	141702	141791	137797	136647	126646	119518	117755	113297	1829	1758	1543	1593	1528	20244	20733	20536	22352	22833						
<18	91	75	59	48	57	84	75	59	48	57	2	0	0	0	0	0	5	0	0	0	0					
18 - 19	3134	2696	2234	1992	2089	3107	2662	2218	1982	2062	0	2	0	0	1	6	686	4	6	4	4					
20 - 24	52685	47820	43868	41972	40161	51874	47103	43216	41340	39545	80	59	37	29	36	3974	4202	580	3993	545						
25 - 29	57935	54472	52545	51794	49429	53556	50344	48488	47679	45480	143	120	97	84	72	5076	5061	3923	5211	3835						
30 - 34	21993	21131	20696	21901	21847	16782	15906	15366	16053	15805	139	136	108	106	123	3708	3787	3913	5737	5900						
35 - 39	10427	9951	9742	10247	10370	6486	6069	5692	5745	5615	151	164	136	126	145	2563	2539	2590	4372	4602						
40 - 44	5387	5289	5273	5699	5768	2664	2564	2512	2710	2640	180	159	169	157	164	1670	1775	1624	2829	2958						
45 - 49	3069	2872	2850	3215	3213	1099	1001	1056	1132	1072	195	197	168	168	150	2563	2539	2590	1915	1991						
50 - 54	1992	1865	1856	2078	2013	493	477	473	558	560	248	244	197	225	191	1142	1250	1185	1294	1258						
55 - 59	1261	1252	1228	1406	1360	266	237	218	283	266	243	208	219	262	213	807	752	790	860	880						
60+	1354	1346	1351	1439	1490	236	208	220	225	195	448	469	412	436	433	668	670	716	777	860						
not specified	0	0	0	0	0	0	0	0	0	0	0	0	0	0	0	0	0	0	0	0						
brides																										
Total	159328	148769	141702	141791	137797	140187	129956	123003	120837	116045	2062	1842	1753	1884	1841	16796	16706	16689	18861	19667						
<18	1336	1247	1086	1009	990	1324	1241	1083	1009	987	2	0	0	0	1	5	0	0	0	0						
18 - 19	18306	16442	15047	14244	14229	18110	16234	14874	14104	14081	18	9	8	13	7	51	30	31	33	21						
20 - 24	73645	68491	65192	63026	60170	71943	66836	63529	61274	58423	134	94	79	102	77	1477	1516	1510	1585	1607						

	Got married										Of them according to marital status															
											never married					widowed					divorced					
	2014	2015	2016	2017	2018	2014	2015	2016	2017	2018	2014	2015	2016	2017	2018	2014	2015	2016	2017	2018	2014	2015	2016	2017	2018	
25 - 29	36327	33699	32035	32163	30498	31628	29156	27494	27281	25727	253	192	177	156	164	4416	4326	4341	4697	4578						
30 - 34	14125	13786	13437	14591	14859	9910	9525	9241	9659	9334	308	289	248	264	269	3891	3966	3938	4658	5243						
35 - 39	7336	7090	6942	7648	7841	4332	4143	3949	4181	4225	285	264	281	285	269	2714	2678	2705	3179	3339						
40 - 44	3778	3627	3626	4116	4127	1713	1633	1686	1906	1894	291	255	232	258	243	1769	1735	1704	1949	1986						
45 - 49	1932	1860	1835	2161	2354	662	652	623	762	795	216	172	177	220	241	1051	1034	1034	1178	1317						
50 - 54	1185	1162	1126	1281	1207	294	280	277	356	325	180	192	180	195	168	711	688	668	729	714						
55 - 59	730	718	744	862	780	143	153	139	182	153	170	145	163	193	161	416	420	442	487	464						
60+	628	647	635	690	742	128	103	110	123	101	205	230	208	198	241	295	313	316	366	398						
not specified	0	0	0	0	0	0	0	0	0	0	0	0	0	0	0	0	0	0	0	0						

5.3 Mean age at first marriage

	Grooms										ages									
											urban population					rural population				
	2014	2015	2016	2017	2018	2014	2015	2016	2017	2018	2014	2015	2016	2017	2018	2014	2015	2016	2017	2018
Republic of Kazakhstan	27.1	27.2	27.3	27.3	27.5	27.6	27.2	27.3	27.4	27.6	27.1	27.2	27.2	27.5	27.6	27.1	27.2	27.2	27.5	27.5
Akmola	27.4	27.8	27.9	28.0	28.0	27.9	27.3	27.7	27.8	27.9	27.6	27.8	28.1	28.2	27.8	27.6	28.1	28.0	28.2	28.2
Aktobe	26.6	26.7	26.8	26.9	26.9	26.9	26.6	26.8	26.7	26.9	26.6	26.6	26.7	26.9	26.9	26.6	26.4	26.9	26.9	27.1
Almaty	27.5	27.6	27.7	28.0	28.0	28.1	27.2	27.4	27.5	27.6	27.6	27.8	27.7	27.8	27.8	27.6	27.7	27.8	28.1	28.2
Atyrau	26.2	26.1	26.3	26.7	26.7	26.5	26.3	26.0	26.4	26.8	26.0	26.5	26.4	26.8	26.5	26.0	26.3	26.2	26.4	26.4
Batys Kazakhstan	26.6	26.8	26.8	27.3	27.3	27.3	26.5	26.6	26.7	27.1	27.2	27.2	27.1	27.2	27.2	26.7	27.2	26.9	27.6	27.6
Zhambyl	27.3	27.2	27.4	27.5	27.5	27.4	27.3	27.4	27.5	27.7	27.4	27.5	27.5	27.7	27.6	27.2	27.1	27.3	27.3	27.3
Karagandy	27.1	27.5	27.7	27.9	27.9	28.0	27.1	27.5	27.7	27.9	27.9	28.0	28.1	28.2	28.0	27.2	27.9	27.7	28.0	28.2
Kostanai	27.2	27.4	27.7	28.0	28.0	28.3	27.3	27.4	27.7	27.9	27.7	28.2	27.7	28.2	28.2	27.1	27.4	27.5	27.8	28.5
Kyzylorda	26.8	27.0	27.0	27.1	27.1	27.1	26.6	26.8	26.7	26.8	26.7	27.0	26.8	27.0	27.0	27.2	27.2	27.3	27.4	27.2
Mangystau	26.2	25.8	25.9	26.1	26.2	26.2	26.4	26.2	26.2	26.5	26.5	26.8	26.5	26.8	26.8	25.9	25.4	25.3	25.5	25.4
Pavlodar	27.1	27.4	27.6	28.0	28.0	28.2	27.1	27.4	27.5	28.0	27.5	28.0	27.5	28.0	28.2	27.0	27.5	27.8	28.0	28.1
Soltustik Kazakhstan	27.3	27.7	27.9	28.3	28.3	28.6	27.4	27.6	27.9	28.4	27.6	28.4	27.9	28.4	28.8	27.3	27.9	28.0	28.2	28.4
Turkistan*	26.7	26.8	26.9	26.9	26.9	26.9	26.8	26.9	27.0	26.9	26.9	26.8	26.9	26.9	26.8	26.7	26.7	26.7	26.9	26.9
Shyngys Kazakhstan	27.5	27.7	27.8	28.1	28.1	28.1	27.3	27.4	27.5	27.8	27.5	27.8	27.5	27.8	27.7	26.7	28.4	28.6	28.9	29.0
Nur-Sultan city	27.5	27.5	27.6	27.7	27.7	27.7	27.5	27.5	27.6	27.7	27.6	27.7	27.6	27.7	27.7	-	-	-	-	-
Almaty city	27.7	27.8	27.9	28.0	28.0	28.0	27.7	27.8	27.9	28.0	27.8	28.0	27.9	28.0	28.0	-	-	-	-	-
Shymkent city	-	-	-	27.1	27.2	27.2	-	-	-	27.1	27.2	-	-	-	27.2	-	-	-	-	-

Continuation

	Brides											
	Total						urban population					
	2014	2015	2016	2017	2018	2019	2014	2015	2016	2017	2018	2019
Republic of Kazakhstan	24.6	24.7	24.8	25.0	25.0	24.9	25.0	25.0	25.1	25.3	25.4	24.1
Akmola	24.8	25.2	25.3	25.5	25.6	24.9	25.4	25.5	25.5	25.5	25.6	24.1
Aktobe	24.5	24.6	24.5	24.9	24.8	24.7	24.8	24.6	24.6	25.0	25.0	24.1
Almaty	24.8	24.9	25.0	25.2	25.3	24.8	24.8	25.1	25.1	25.3	25.3	24.9
Atyrau	24.1	24.2	24.3	24.5	24.4	24.5	24.4	24.6	24.6	24.8	24.8	23.8
Batys Kazakhstan	24.4	24.5	24.7	25.0	25.1	24.6	24.6	25.0	25.0	25.2	25.2	24.3
Zhambyl	24.0	24.0	24.1	24.2	24.1	24.6	24.4	24.5	24.5	24.8	24.7	23.6
Karagandy	24.8	25.1	25.3	25.5	25.5	24.8	25.1	25.3	25.3	25.6	25.6	24.6
Kostanai	25.0	25.0	25.3	25.6	26.0	25.2	25.3	25.6	25.6	25.9	26.0	24.6
Kyzylorda	24.1	24.2	24.2	24.3	24.1	24.1	24.4	24.5	24.5	24.5	24.5	24.0
Mangystau	23.9	23.9	23.8	23.9	24.1	24.3	24.4	24.3	24.3	24.5	24.7	23.3
Pavlodar	25.1	25.3	25.4	25.8	25.9	25.2	25.4	25.6	25.6	25.9	26.1	24.4
South Kazakhstan	25.1	25.3	25.4	25.8	26.0	25.7	25.6	25.8	25.8	26.3	26.7	24.4
Turkistan*	23.5	23.3	23.5	23.3	23.2	23.9	23.7	23.8	23.8	23.5	23.5	23.1
Shyngys Kazakhstan	25.1	25.3	25.4	25.7	25.8	25.2	25.3	25.4	25.4	25.7	25.7	24.9
Nur-Sultan city	25.5	25.5	25.6	25.7	25.9	25.5	25.5	25.6	25.6	25.7	25.9	-
Almaty city	25.7	25.8	25.8	26.1	26.0	25.7	25.8	25.8	25.8	26.1	26.0	-
Shymkent city	-	-	-	24.1	24.0	-	-	-	-	24.1	24.0	-

5.4 Interethnic marriages

	Number of married with representatives of other ethnic groups											
	grooms						brides					
	2014	2015	2016	2017	2018	2019	2014	2015	2016	2017	2018	2019
Total	25364	23768	21906	22931	22257	25364	23768	21906	22931	22257	22257	22257
Kazakhs	5318	5083	4812	4979	4920	4526	4480	4328	4437	4437	4468	4468
Russian	7141	6704	6179	6424	6144	8791	8058	7243	7805	7805	7436	7436
Uzbeks	764	701	720	703	656	862	843	808	748	748	759	759
Ukrainians	2743	2502	2164	2308	2229	2520	2367	2069	2185	2185	2079	2079
Uigurs	668	688	592	622	598	577	533	536	515	515	525	525
Tatars	1628	1512	1348	1415	1318	1623	1499	1322	1396	1396	1340	1340
Germans	2154	1885	1613	1859	1783	2107	1936	1752	1793	1793	1795	1795
Other ethnicities	4946	4677	4455	4571	4564	4355	4030	3831	4003	4003	3815	3815
Not specified	2	16	23	50	45	3	22	17	49	49	40	40

people

5.5 Divorces

	Number of divorces														
	total					urban population					rural population				
	2014	2015	2016	2017	2018	2014	2015	2016	2017	2018	2014	2015	2016	2017	2018
Republic of Kazakhstan	52673	53293	51993	54626	54797	39433	39846	38716	40801	41122	13240	13447	13277	13825	13675
Akmola	2684	2583	2390	2633	2521	1816	1668	1550	1697	1588	868	915	840	936	933
Aktobe	2415	2398	2455	2603	2373	2107	2128	2167	2279	2095	308	270	288	324	278
Almaty	5072	5458	5177	5557	5682	2091	2155	1952	2199	2151	2981	3303	3225	3358	3531
Atyrau	1611	1498	1424	1469	1495	1074	992	962	1069	1116	537	506	462	400	379
Batys Kazakhstan	1963	1807	1833	1988	1994	1413	1268	1301	1392	1425	550	539	532	596	569
Zhambyl	2601	2503	2467	2507	2588	1597	1547	1479	1482	1576	1004	956	988	1025	1012
Karagandy	5560	5285	5053	5261	5154	5096	4834	4608	4830	4762	464	451	445	431	392
Kostanai	3340	3242	3127	3268	3186	2082	2038	2039	2055	2067	1258	1204	1088	1213	1119
Kyzylorda	1592	1725	1822	1733	1708	997	1134	1205	1085	1086	595	591	617	648	622
Mangystau	1559	1408	1463	1517	1499	1082	942	904	980	925	477	466	559	537	574
Pavlodar	3272	3271	2957	3169	3161	2756	2697	2453	2667	2646	516	574	504	502	515
Softustik Kazakhstan	2159	2056	2052	2006	2107	1221	1183	1227	1187	1231	938	873	825	819	876
Turkistan*	4420	4958	5252	3050	3143	2867	3303	3473	1147	1334	1553	1655	1779	1903	1809
Shygys Kazakhstan	5008	5111	4869	5045	4621	3817	3967	3744	3912	3555	1191	1144	1125	1133	1066
Nur-Sultan city	3541	3788	3693	3667	4051	3541	3788	3693	3667	4051	-	-	-	-	-
Almaty city	5876	6202	5959	6748	6953	5876	6202	5959	6748	6953	-	-	-	-	-
Shymkent city	-	-	-	2405	2561	-	-	-	2405	2561	-	-	-	-	-

Continuation

	per 1000 people														
	Total					urban population					rural population				
	2014	2015	2016	2017	2018	2014	2015	2016	2017	2018	2014	2015	2016	2017	2018
Republic of Kazakhstan	3.05	3.04	2.92	3.03	3.00	4.09	4.01	3.80	3.92	3.88	1.73	1.77	1.74	1.81	1.78
Akmola	3.65	3.49	3.23	3.57	3.41	5.24	4.78	4.43	4.87	4.56	2.23	2.34	2.16	2.41	2.39
Aktobe	2.96	2.89	2.92	3.06	2.75	4.17	4.12	3.91	3.84	3.44	0.99	0.86	1.00	1.26	1.09
Almaty	2.60	2.82	2.63	2.78	2.80	4.53	4.60	4.13	4.68	4.67	2.00	2.25	2.16	2.19	2.25
Atyrau	2.80	2.55	2.37	2.39	2.38	3.98	3.56	3.20	3.32	3.40	1.76	1.64	1.54	1.37	1.27
Batys Kazakhstan	3.13	2.85	2.87	3.09	3.07	4.56	4.03	4.05	4.23	4.24	1.73	1.69	1.67	1.89	1.82
Zhambyl	2.38	2.27	2.22	2.25	2.31	3.63	3.47	3.29	3.32	3.54	1.54	1.45	1.49	1.53	1.50
Karagandy	4.05	3.83	3.65	3.81	3.74	4.71	4.42	4.20	4.40	4.34	1.59	1.56	1.56	1.52	1.39
Kostanai	3.79	3.67	3.55	3.72	3.64	4.55	4.39	4.36	4.36	4.36	2.97	2.87	2.63	2.98	2.80
Kyzylorda	2.13	2.27	2.37	2.23	2.17	3.11	3.44	3.57	3.16	3.11	1.40	1.38	1.43	1.49	1.41
Mangystau	2.61	2.28	2.30	2.33	2.24	3.86	3.49	3.32	3.61	3.42	1.51	1.34	1.54	1.41	1.44
Pavlodar	4.34	4.32	3.90	4.19	4.19	5.22	5.07	4.59	4.99	4.97	2.27	2.55	2.26	2.26	2.32

Continuation

	per 1000 people													
	Total													
	2014	2015	2016	2017	2018	2019	2020	2014	2015	2016	2017	2018	2019	2020
Soltustik Kazakhstan	3.76	3.60	3.62	3.58	3.79	3.79	3.79	4.81	4.81	4.92	4.73	4.88	2.83	2.69
Turkistan*	1.60	1.76	1.84	1.55	1.59	1.59	1.59	2.62	2.62	2.69	2.95	3.43	0.97	1.13
Shyngys Kazakhstan	3.59	3.66	3.50	3.64	3.35	3.35	3.35	4.63	4.77	4.47	4.65	4.19	2.09	2.03
Nur-Sultan city	4.25	4.39	4.00	3.66	3.84	3.84	3.84	4.25	4.39	4.00	3.66	3.84	-	-
Almaty city	3.73	3.71	3.45	3.80	3.80	3.80	3.80	3.73	3.71	3.45	3.80	3.80	-	-
Shymkent city	-	-	-	2.58	2.61	2.61	2.61	-	-	-	2.58	2.61	-	-

5.6 Divorces by age of former spouses

Age	Male							Female						
	2014	2015	2016	2017	2018	2019	2020	2014	2015	2016	2017	2018	2019	2020
	people	people	people	people	people	people	people	people	people	people	people	people	people	people
Total	52673	53293	51993	54626	54797	52673	53293	51993	54626	54797	52673	53293	51993	54626
< 18	2	1	0	1	0	13	20	14	9	10	352	358	352	358
18 - 19	53	51	33	49	44	400	404	404	358	321	6754	6754	6754	6463
20 - 24	3457	3306	3018	2778	2586	7618	7360	6926	6754	6463	13493	13493	13493	12634
25 - 29	11801	11506	11018	11142	10460	13878	13714	13350	13493	12634	11931	11931	11931	12543
30 - 34	11408	11914	11881	12705	12960	10199	11055	10823	11931	12543	8143	8143	8143	8484
35 - 39	8676	9000	8928	9407	9732	7452	7517	7532	8143	8484	5477	5477	5477	5739
40 - 44	6065	6333	6034	6675	7043	4997	5169	5036	5477	5739	3386	3386	3386	3587
45 - 49	4029	4234	4025	4457	4650	3063	3189	3071	3386	3587	2180	2180	2180	2274
50 - 54	2810	2798	2742	2895	3102	2166	2039	2023	2180	2274	1621	1621	1621	1541
55 - 59	1750	1880	1916	2036	2132	1420	1539	1580	1621	1541	994	994	994	1026
60+	1387	1424	1462	1657	1648	896	877	912	994	1026	280	280	280	280
not specified	1235	846	936	824	440	571	410	374	280	175				

5.7 Interethnic divorces

	Number of divorces with members of other ethnic groups													
	male							female						
	2014	2015	2016	2017	2018	2019	2020	2014	2015	2016	2017	2018	2019	2020
Total	14569	15583	14525	14732	15298	14569	15583	14525	14732	15298	14569	15583	14525	15298
Kazakhs	2540	2810	2693	2763	3011	3458	4181	4093	4033	4228	4033	4033	4033	4228
Russian	3463	3516	3261	3417	3455	4768	4789	4452	4529	4621	4529	4529	4529	4621
Uzbeks	238	253	233	245	252	217	263	222	237	245	237	237	237	245

	Number of divorces with members of other ethnic groups									
	male					female				
	2014	2015	2016	2017	2018	2014	2015	2016	2017	2018
Ukrainians	1114	1026	927	1036	996	1373	1315	1152	1189	1199
Uigurs	259	260	214	248	279	192	215	205	191	256
Tatars	650	695	615	609	636	723	751	669	739	742
Germans	770	785	682	721	721	995	984	904	936	937
Other ethnicities	1653	1677	1527	1581	1718	1502	1568	1526	1609	1622
Not specified	3882	4561	4373	4112	4230	1341	1517	1302	1269	1448

5.8 Divorces by number of common children under the age of 18

	Divorces, Total								Of them							
									without children				with one child			
	2014	2015	2016	2017	2018	2014	2015	2016	2017	2018	2014	2015	2016	2017	2018	
Republic of Kazakhstan	52673	53292	51993	54626	54797	21207	22485	21271	21468	21881	19628	18511	17822	18573	17817	
Akmola	2684	2582	2390	2633	2521	1775	1822	1379	1138	1124	601	499	604	921	804	
Aktobe	2415	2398	2455	2603	2373	790	825	772	884	855	1033	930	882	944	809	
Almaty	5072	5458	5177	5557	5682	2162	3316	2379	2506	2990	1811	1246	1599	1767	1369	
Atyrau	1611	1498	1424	1469	1495	422	437	376	389	428	615	574	519	489	479	
Batys Kazakhstan	1963	1807	1833	1988	1994	680	615	598	624	602	878	767	804	805	779	
Zhambyl	2601	2503	2467	2507	2588	1023	893	683	664	712	843	801	896	840	897	
Karagandy	5560	5285	5053	5261	5154	2311	2060	2401	2664	2352	2217	2112	1688	1630	1696	
Kostanai	3340	3242	3127	3268	3186	1553	1627	1383	1276	1290	1284	1147	1231	1364	1239	
Kyzylorda	1592	1725	1822	1733	1708	354	366	395	455	398	606	693	675	502	541	
Mangystau	1559	1408	1463	1517	1499	519	439	730	779	811	543	476	389	291	274	
Pavlodar	3272	3271	2957	3169	3161	1752	1685	1591	1651	1629	1097	1031	890	943	961	
Softustik Kazakhstan	2159	2056	2052	2006	2107	832	794	776	735	754	922	883	862	854	884	
Turkistan*	4420	4958	5252	3050	3143	1408	1708	1645	829	1065	1413	1447	1577	936	809	
Shygys Kazakhstan	5008	5111	4869	5045	4621	2136	2160	1883	2147	1725	2036	1997	2016	1882	1853	
Nur-Sultan city	3541	3788	3693	3667	4051	1270	1381	1374	1277	1434	1382	1445	1326	1352	1458	
Almaty city	5876	6202	5959	6748	6953	2220	2357	2906	2794	2897	2347	2463	1864	2308	2255	
Shymkent city	-	-	-	2405	2561	-	-	-	656	815	-	-	-	745	710	

Continuation

	Of them									
	with two children and more					they have common children, people				
	2014	2015	2016	2017	2018	2014	2015	2016	2017	2018
Republic of Kazakhstan	11838	12296	12900	14585	15099	27516	28892	30663	34874	36741
Akmola	308	261	407	574	593	697	610	920	1272	1356
Aktobe	592	643	801	775	709	1323	1485	1852	1811	1647
Almaty	1099	896	1199	1284	1323	2504	2092	2780	3044	3241
Atyrau	574	487	529	591	588	1373	1191	1299	1476	1504
Batys Kazakhstan	405	425	431	559	613	890	967	984	1279	1416
Zhambyl	735	809	888	1003	979	1788	1980	2202	2522	2470
Karagandy	1032	1113	964	967	1106	2322	2490	2166	2181	2521
Kostanai	503	468	513	628	657	1120	1034	1132	1391	1478
Kyzylorda	632	666	752	776	769	1567	1677	1897	1974	2063
Mangystau	497	493	344	447	414	1209	1217	861	1120	1112
Pavlodar	423	555	476	575	571	918	1247	1048	1274	1277
Softustik Kazakhstan	405	379	414	417	469	899	834	921	918	1051
Turkistan*	405	379	414	1285	1269	899	834	921	3390	3526
Shygys Kazakhstan	836	954	970	1016	1043	1856	2115	2196	2309	2376
Nur-Sultan city	889	962	993	1038	1159	2055	2205	2378	2484	2717
Almaty city	1309	1382	1189	1646	1801	2914	3122	2685	3806	4227
Shymkent city	-	-	-	1004	1036	-	-	-	2623	2759

5.9 Mean age of spouses divorced first marriage

	Male															ages				
	total					urban population											rural population			
	2014	2015	2016	2017	2018	2014	2015	2016	2017	2018	2014	2015	2016	2017	2018					
Republic of Kazakhstan	35.9	36.3	36.2	36.7	37.6	35.9	36.2	36.3	36.7	37.7	36.7	35.9	36.4	36.2	36.7	37.5				
Akmola	36.3	37.0	37.7	37.7	37.4	36.2	36.5	37.3	37.7	37.1	36.8	37.9	38.4	37.8	38.0	38.0				
Aktobe	34.9	36.0	35.8	36.4	36.8	34.7	35.8	35.9	36.6	36.8	36.1	38.2	35.6	35.2	36.7	36.7				
Almaty	35.9	36.4	36.5	36.6	37.0	36.1	36.8	36.8	37.1	37.2	35.8	36.1	36.4	36.2	36.9	36.9				
Atyrau	34.1	34.4	34.3	34.8	35.8	34.7	34.6	34.3	34.9	36.5	33.2	34.1	34.3	34.6	33.8	33.8				
Batys Kazakhstan	35.8	36.3	36.3	36.7	36.6	35.5	35.7	36.0	36.1	36.4	37.6	38.2	37.3	39.0	37.2	37.2				
Zhambyl	36.1	36.8	36.1	36.3	36.9	36.3	36.5	36.4	36.4	37.0	35.9	37.2	35.9	36.1	36.8	36.8				
Karagandy	36.1	36.6	36.8	36.6	37.9	36.1	36.6	36.8	36.7	38.0	35.9	36.5	36.7	36.5	35.1	35.1				
Kostanai	36.2	37.0	36.5	37.1	37.6	35.8	36.6	36.1	36.5	37.3	36.9	37.6	37.2	38.3	38.1	38.1				
Kyzylorda	34.3	35.3	35.5	35.8	36.4	33.9	35.3	35.7	36.0	36.1	35.1	35.2	35.3	35.6	36.9	36.9				
Mangystau	34.8	33.9	34.1	35.1	35.7	35.2	34.6	35.0	36.3	37.3	33.2	32.3	32.5	32.5	33.1	33.1				

	Male														
	total					urban population					rural population				
	2014	2015	2016	2017	2018	2014	2015	2016	2017	2018	2014	2015	2016	2017	2018
Pavlodar	36.2	36.0	36.7	36.9	37.7	36.1	35.8	36.5	36.6	37.5	36.6	37.3	37.8	38.8	38.9
South Kazakhstan	37.2	37.3	37.3	37.7	38.0	37.1	37.1	37.2	37.7	38.2	37.4	37.6	37.5	37.9	37.8
Turkistan*	37.2	37.3	37.3	36.0	36.1	37.1	37.1	37.2	35.5	36.0	37.4	37.6	37.5	36.3	36.1
Shyngys Kazakhstan	36.2	36.3	37.2	37.3	37.6	35.7	35.9	37.3	36.9	37.4	37.6	37.4	37.7	38.3	38.1
Nur-Sultan city	36.5	36.1	36.4	36.2	36.9	36.5	36.1	36.4	36.2	36.9	-	-	-	-	-
Almaty city	36.2	36.6	36.4	37.3	37.8	36.2	36.6	36.4	37.3	37.8	-	-	-	-	-
Shymkent city	-	-	-	37.1	37.4	-	-	-	37.1	37.4	-	-	-	-	-

	Female														
	total					urban population					rural population				
	2014	2015	2016	2017	2018	2014	2015	2016	2017	2018	2014	2015	2016	2017	2018
Republic of Kazakhstan	33.5	33.6	33.6	33.9	34.2	33.6	33.7	33.7	34.0	34.4	33.2	33.2	33.1	33.5	33.8
Akmola	34.3	34.4	34.4	34.6	34.7	34.3	34.3	34.8	34.8	34.9	34.3	34.5	33.6	34.2	34.5
Aktobe	32.7	33.1	33.1	33.3	33.7	32.5	32.8	33.0	33.3	33.8	34.2	35.3	33.8	33.4	33.1
Almaty	33.6	33.4	33.7	33.9	34.4	34.1	33.9	34.2	34.5	34.6	33.3	33.0	33.5	33.5	34.2
Atyrau	31.4	31.8	32.3	32.3	32.6	31.9	32.0	32.8	32.4	32.7	30.4	31.4	31.3	32.0	32.3
Batys Kazakhstan	33.0	34.0	34.0	33.9	34.4	33.0	34.0	34.2	33.4	34.5	33.0	34.1	33.7	34.9	34.1
Zhambyl	33.0	33.2	32.8	33.3	33.7	33.2	33.6	33.0	33.6	33.9	32.6	32.7	32.3	32.7	33.2
Karagandy	33.6	34.0	34.2	34.2	34.6	33.7	34.1	34.2	34.2	34.6	33.6	33.6	33.9	34.1	34.2
Kostanai	33.5	34.1	33.7	34.5	34.9	33.2	33.9	33.7	34.1	34.9	33.9	34.4	34.0	35.3	34.8
Kyzylorda	31.5	32.4	32.4	32.9	33.0	31.3	32.6	32.5	33.3	33.2	31.9	31.9	32.3	32.3	32.6
Mangystau	32.1	31.3	32.1	32.8	32.7	33.0	32.2	33.3	33.8	33.8	30.1	29.6	30.3	31.1	31.1
Pavlodar	33.8	33.8	33.6	34.4	34.8	33.7	33.7	33.6	34.3	34.7	34.1	34.5	34.3	35.0	35.6
South Kazakhstan	35.2	34.3	34.7	34.7	35.3	35.7	34.4	34.7	34.9	35.4	34.7	34.1	34.7	34.3	35.0
Turkistan*	35.2	34.3	34.7	32.4	32.4	35.7	34.4	34.7	32.6	32.6	34.7	34.1	34.7	32.2	32.3
Shyngys Kazakhstan	33.8	34.1	33.8	34.1	34.5	33.6	33.9	33.6	34.1	34.5	34.3	34.3	34.6	34.2	34.7
Nur-Sultan city	34.0	34.0	34.1	33.9	34.2	34.0	34.0	34.1	33.9	34.2	-	-	-	-	-
Almaty city	34.3	34.2	34.4	34.7	35.0	34.3	34.2	34.4	34.7	35.0	-	-	-	-	-
Shymkent city	-	-	-	33.4	34.2	-	-	-	33.4	34.2	-	-	-	-	-

5.10 Divorces by duration of marriage

	Registered divorces										Including the duration of the marriage, years									
											up to 1 year					1 year				
	2014	2015	2016	2017	2018	2019	2020	2021	2022	2023	2024	2025	2026	2027	2028	2029	2030	2031	2032	2033
Republic of Kazakhstan	52673	53293	51993	54626	54797	56822	57111	58455	59111	60111	61111	62111	63111	64111	65111	66111	67111	68111	69111	70111
Akmola	2684	2583	2390	2633	2521	2633	2521	2633	2521	2633	2521	2633	2521	2633	2521	2633	2521	2633	2521	2633
Aktobe	2415	2398	2455	2603	2373	2455	2373	2455	2373	2455	2373	2455	2373	2455	2373	2455	2373	2455	2373	2455
Almaty	5072	5458	5177	5557	5682	5845	5711	5845	5711	5845	5711	5845	5711	5845	5711	5845	5711	5845	5711	5845
Atyrau	1611	1498	1424	1469	1495	1533	1424	1469	1495	1533	1424	1469	1495	1533	1424	1469	1495	1533	1424	1469
Batys Kazakhstan	1963	1807	1833	1988	1994	2011	1963	1988	1994	2011	1963	1988	1994	2011	1963	1988	1994	2011	1963	1988
Zhambyl	2601	2503	2467	2507	2588	2633	2601	2507	2588	2633	2601	2507	2588	2633	2601	2507	2588	2633	2601	2507
Karagandy	5560	5285	5053	5261	5154	5261	5154	5261	5154	5261	5154	5261	5154	5261	5154	5261	5154	5261	5154	5261
Kostanai	3340	3242	3127	3268	3186	3268	3186	3268	3186	3268	3186	3268	3186	3268	3186	3268	3186	3268	3186	3268
Kyzylorda	1592	1725	1822	1733	1708	1733	1708	1733	1708	1733	1708	1733	1708	1733	1708	1733	1708	1733	1708	1733
Mangystau	1559	1408	1463	1517	1499	1517	1499	1517	1499	1517	1499	1517	1499	1517	1499	1517	1499	1517	1499	1517
Pavlodar	3272	3271	2957	3169	3161	3169	3161	3169	3161	3169	3161	3169	3161	3169	3161	3169	3161	3169	3161	3169
Soitustik Kazakhstan	2159	2056	2052	2006	2107	2006	2107	2006	2107	2006	2107	2006	2107	2006	2107	2006	2107	2006	2107	2006
Turkistan*	4420	4958	5252	3050	3143	3050	3143	3050	3143	3050	3143	3050	3143	3050	3143	3050	3143	3050	3143	3050
Shygys Kazakhstan	5008	5111	4869	5045	4621	5045	4621	5045	4621	5045	4621	5045	4621	5045	4621	5045	4621	5045	4621	5045
Nur-Sultan city	3541	3788	3693	3667	4051	3667	4051	3667	4051	3667	4051	3667	4051	3667	4051	3667	4051	3667	4051	3667
Almaty city	5876	6202	5959	6748	6953	6748	6953	6748	6953	6748	6953	6748	6953	6748	6953	6748	6953	6748	6953	6748
Shymkent city	-	-	-	2405	2561	2405	2561	2405	2561	2405	2561	2405	2561	2405	2561	2405	2561	2405	2561	2405

Continuation

	Registered divorces										Including the duration of the marriage, years									
											2 years					3 years				
	2014	2015	2016	2017	2018	2019	2020	2021	2022	2023	2024	2025	2026	2027	2028	2029	2030	2031	2032	2033
Republic of Kazakhstan	4896	4849	4786	4501	4385	4501	4385	4501	4385	4501	4385	4501	4385	4501	4385	4501	4385	4501	4385	4501
Akmola	220	213	207	203	186	203	186	203	186	203	186	203	186	203	186	203	186	203	186	203
Aktobe	232	252	230	227	213	227	213	227	213	227	213	227	213	227	213	227	213	227	213	227
Almaty	451	538	436	441	487	441	487	441	487	441	487	441	487	441	487	441	487	441	487	441
Atyrau	148	134	124	143	135	143	135	143	135	143	135	143	135	143	135	143	135	143	135	143
Batys Kazakhstan	176	137	151	156	139	156	139	156	139	156	139	156	139	156	139	156	139	156	139	156
Zhambyl	252	233	234	213	197	213	197	213	197	213	197	213	197	213	197	213	197	213	197	213
Karagandy	486	434	470	467	400	467	400	467	400	467	400	467	400	467	400	467	400	467	400	467
Kostanai	319	288	293	285	232	285	232	285	232	285	232	285	232	285	232	285	232	285	232	285
Kyzylorda	165	186	182	167	133	167	133	167	133	167	133	167	133	167	133	167	133	167	133	167
Mangystau	183	155	132	48	122	48	122	48	122	48	122	48	122	48	122	48	122	48	122	48
Pavlodar	316	277	272	242	251	242	251	242	251	242	251	242	251	242	251	242	251	242	251	242

	Including the duration of the marriage, years													
	2 years							3 years						
	2014	2015	2016	2017	2018	2019	2020	2014	2015	2016	2017	2018	2019	2020
Soitustik Kazakhstan	161	173	165	158	149	152	158	154	155	167	129	160	162	155
Turkistan*	409	500	528	256	265	403	398	431	278	250	322	390	409	273
Shygys Kazakhstan	488	428	450	410	338	378	446	477	445	410	350	379	354	369
Nur-Sultan city	351	359	358	337	374	302	342	338	309	348	268	289	261	314
Almaty city	539	542	554	533	545	478	543	539	539	547	404	460	435	521
Shymkent city	-	-	-	215	219	-	-	-	193	187	-	-	-	191

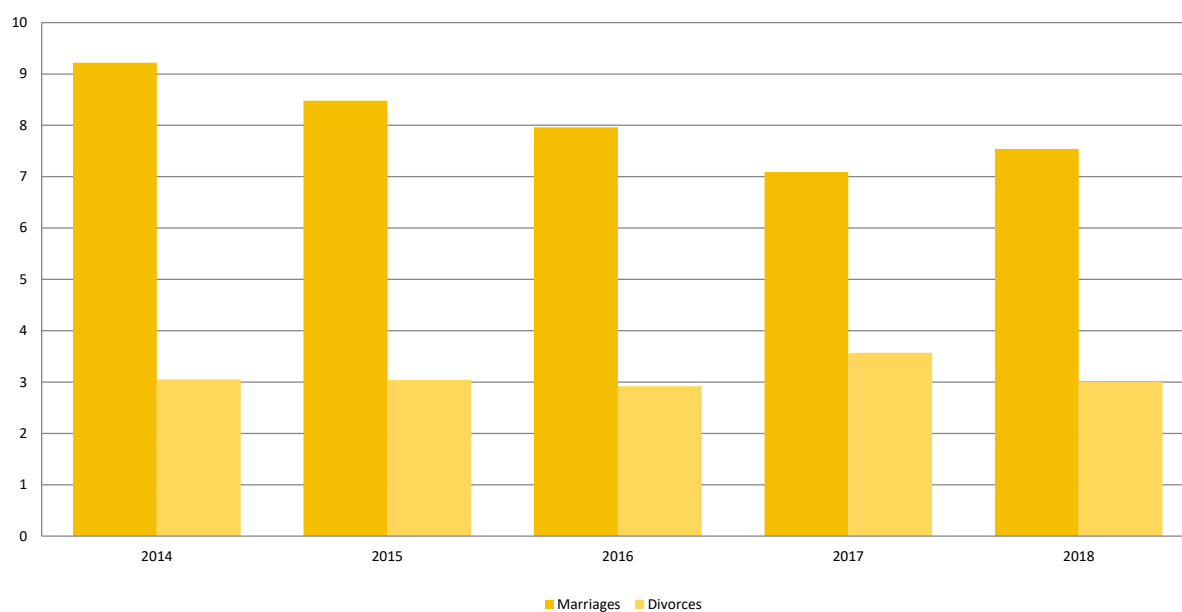
	Including the duration of the marriage, years													
	5-9 years							10-14 years						
	2014	2015	2016	2017	2018	2019	2020	2014	2015	2016	2017	2018	2019	2020
Republic of Kazakhstan	14059	14215	13961	14121	14836	14121	14836	6341	6844	6872	7521	8416	8416	8416
Akmola	681	627	564	700	668	700	668	328	358	324	374	397	397	397
Aktobe	630	608	659	720	646	720	646	286	313	320	385	335	335	335
Almaty	1412	1512	1451	1496	1565	1496	1565	630	714	678	803	936	936	936
Atyrau	444	379	417	392	465	392	465	187	173	194	208	220	220	220
Batys Kazakhstan	527	460	491	559	560	559	560	258	248	258	307	337	337	337
Zhambyl	670	708	679	710	681	710	681	328	335	318	415	432	432	432
Karagandy	1513	1425	1369	1359	1382	1359	1382	645	684	639	704	786	786	786
Kostanai	862	814	780	872	844	872	844	407	401	395	421	470	470	470
Kyzylorda	465	521	539	539	524	539	524	187	215	256	244	277	277	277
Mangystau	402	368	358	54	271	54	271	179	165	176	11	150	150	150
Pavlodar	857	856	766	816	851	816	851	337	413	386	447	448	448	448
Soitustik Kazakhstan	557	531	520	541	540	541	540	262	281	258	273	329	329	329
Turkistan*	1231	1364	1491	869	907	869	907	535	676	759	447	498	498	498
Shygys Kazakhstan	1332	1338	1269	1286	1268	1286	1268	563	643	633	750	641	641	641
Nur-Sultan city	926	1045	1034	903	1113	903	1113	417	457	493	458	588	588	588
Almaty city	1550	1659	1574	1666	1828	1666	1828	792	768	785	893	1116	1116	1116
Shymkent city	-	-	-	639	723	639	723	-	-	-	381	456	456	456

Continuation

	Including the duration of the marriage, years														
	15-19 years					20 years and above					not specified				
	2014	2015	2016	2017	2018	2014	2015	2016	2017	2018	2014	2015	2016	2017	2018
Republic of Kazakhstan	4267	4024	3718	3767	3952	7917	7758	7453	7401	7683	5	-	11	2	-
Akmola	242	197	187	188	183	528	510	468	482	460	-	-	-	-	-
Aktobe	167	166	186	194	166	344	329	324	340	342	-	-	-	-	-
Almaty	389	419	412	426	455	725	711	719	698	728	-	-	-	-	-
Atyrau	106	103	102	88	114	138	125	143	116	150	-	-	-	-	-
Batys Kazakhstan	168	147	133	153	140	314	326	319	305	321	-	-	-	-	-
Zhambyl	208	193	164	181	187	342	327	312	298	325	-	-	-	-	-
Karagandy	473	414	367	388	384	908	833	781	772	764	-	-	-	-	-
Kostanai	293	254	233	222	248	580	603	530	605	552	-	-	-	-	-
Kyzylorda	131	135	136	139	125	122	169	152	166	137	-	-	-	-	-
Mangystau	112	97	87	12	75	156	127	134	13	85	3	-	2	2	-
Pavlodar	297	252	205	248	218	592	572	487	536	589	-	-	-	-	-
South Kazakhstan	199	163	156	143	129	468	396	415	398	412	-	-	-	-	-
Turkistan*	354	376	379	221	235	553	564	621	331	325	1	-	2	-	-
Shygyz Kazakhstan	417	416	329	351	331	857	820	779	793	710	-	-	-	-	-
Nur-Sultan city	261	251	237	202	262	500	506	441	417	510	1	-	7	-	-
Almaty city	450	441	405	446	526	790	840	828	824	942	-	-	-	-	-
Shymkent city	-	-	-	165	174	-	-	-	307	331	-	-	-	-	-

Dynamics of marriage and divorce rate of the population of Kazakhstan

per 1000 people



6. Fertility rates

6.1. Births by age of mother and birth order

Republic of Kazakhstan

people

Age of mother	Total	Including								
		< 20	20-24	25-29	30-34	35-39	40-44	45-49	50+	not specified
Born										
2014	399309	20210	122406	131004	76458	39490	9271	436	21	13
2015	398458	17431	116466	131883	81016	41547	9613	459	30	13
2016	400694	15413	111174	133759	86560	43167	10128	458	22	13
2017	390262	13547	103138	129270	89023	44108	10668	463	37	8
2018	397799	13141	101075	129241	96002	46719	11106	471	38	6
of them: by birth order										
first										
2014	147713	17053	70250	40409	13330	5382	1195	80	8	6
2015	134408	14642	63632	37383	12554	4944	1133	97	16	7
2016	129749	13208	60826	36595	13000	4881	1141	84	11	3
2017	117449	11802	56289	32900	11195	4099	1057	88	16	3
2018	116434	11573	55311	32342	11953	4182	957	91	22	3
second										
2014	109577	1774	35397	44699	19328	6998	1316	63	2	0
2015	113378	1802	36917	46147	19942	7133	1370	62	3	2
2016	116467	1836	37343	47724	20908	7193	1390	69	3	1
2017	114393	1707	35734	46486	21608	7339	1445	65	8	1
2018	111820	1535	34483	44892	22110	7236	1476	82	6	0
third										
2014	66184	10	7585	26404	20366	9741	1976	99	3	0
2015	72547	13	8341	28924	22683	10390	2107	83	6	0
2016	80812	25	9365	32227	25597	11229	2281	86	2	0
2017	86177	36	9710	34220	27869	11766	2482	87	7	0
2018	91096	30	9850	35756	30423	12446	2506	80	5	0
fourth										
2014	30710	0	981	8874	11624	7389	1765	75	2	0
2015	34426	0	1025	9820	13388	8278	1842	71	2	0
2016	40249	0	1147	11615	15918	9393	2086	86	4	0
2017	44248	1	1266	12387	18036	10189	2272	94	3	0
2018	47468	0	1281	12786	19801	11102	2416	79	3	0
fifth and higher										
2014	20360	0	123	2479	7378	7801	2476	98	5	0
2015	22546	0	132	2695	8277	8655	2656	128	3	0
2016	24975	0	142	2821	9349	9541	2995	125	2	0
2017	27948	0	122	3262	10311	10711	3410	129	3	0
2018	30947	0	143	3457	11709	11747	3750	139	2	0
not specified										
2014	24765	1373	8070	8139	4432	2179	543	21	1	7
2015	21153	974	6419	6914	4172	2147	505	18	0	4
2016	8442	344	2351	2777	1788	930	235	8	0	9
2017	47	1	17	15	4	4	2	0	0	4
2018	34	3	7	8	6	6	1	0	0	3
Urban population										
Born										
2014	222821	9189	64179	76201	44698	22899	5374	256	15	10
2015	225808	7786	61488	78288	47941	24274	5700	291	28	12
2016	229731	7015	58973	79983	52126	25234	6077	293	19	11

Age of mother	Total	Including								
		< 20	20-24	25-29	30-34	35-39	40-44	45-49	50+	not specified
2017	229135	6282	55927	78883	54620	26569	6516	301	31	6
2018	235014	6028	55090	78979	59583	28344	6615	337	34	4
of them: by birth order										
first										
2014	91047	7857	40190	28083	9877	4058	912	59	8	3
2015	84442	6667	36886	26671	9419	3798	900	80	15	6
2016	82733	6142	35468	26364	10004	3760	912	71	9	3
2017	74326	5547	32899	23602	8309	3056	826	72	13	2
2018	74232	5334	32534	23428	8951	3143	734	85	21	2
second										
2014	64536	716	16910	27250	13476	5131	1006	45	2	0
2015	67985	709	17800	28895	14245	5248	1029	54	3	2
2016	70404	735	18203	30248	14867	5267	1026	54	3	1
2017	71957	718	18303	30521	15821	5439	1093	55	7	0
2018	71184	685	17843	29597	16408	5443	1128	74	6	0
third										
2014	34700	3	3072	12608	11562	6096	1299	58	2	0
2015	39243	3	3434	14357	13298	6661	1427	58	5	0
2016	44229	8	3780	16229	15353	7231	1572	54	2	0
2017	49104	16	4143	18038	17274	7851	1714	61	7	0
2018	52561	7	4157	19073	19167	8410	1678	66	3	0
fourth										
2014	13462	0	316	3355	5061	3737	952	39	2	0
2015	15443	0	338	3839	5980	4203	1043	38	2	0
2016	18975	0	437	4751	7611	4898	1216	59	3	0
2017	22172	1	526	5475	9080	5662	1370	55	3	0
2018	24011	0	487	5494	10206	6317	1454	51	2	0
fifth and higher										
2014	7139	0	43	798	2511	2802	941	43	1	0
2015	8403	0	56	1006	2913	3285	1089	51	3	0
2016	9382	0	51	1010	3409	3620	1238	52	2	0
2017	11554	0	49	1242	4133	4560	1511	58	1	0
2018	13003	0	65	1381	4846	5028	1620	61	2	0
not specified										
2014	11937	613	3648	4107	2211	1075	264	12	0	7
2015	10292	407	2974	3520	2086	1079	212	10	0	4
2016	4008	130	1034	1381	882	458	113	3	0	7
2017	22	0	7	5	3	1	2	0	0	4
2018	23	2	4	6	5	3	1	0	0	2
Rural population										
Born										
2014	176488	11021	58227	54803	31760	16591	3897	180	6	3
2015	172650	9645	54978	53595	33075	17273	3913	168	2	1
2016	170963	8398	52201	53776	34434	17933	4051	165	3	2
2017	161127	7265	47211	50387	34403	17539	4152	162	6	2
2018	162785	7113	45985	50262	36419	18375	4491	134	4	2
of them: by birth order										
first										
2014	56666	9196	30060	12326	3453	1324	283	21	0	3
2015	49966	7975	26746	10712	3135	1146	233	17	1	1
2016	47016	7066	25358	10231	2996	1121	229	13	2	0
2017	43123	6255	23390	9298	2886	1043	231	16	3	1
2018	42202	6239	22777	8914	3002	1039	223	6	1	1
second										
2014	45041	1058	18487	17449	5852	1867	310	18	0	0
2015	45393	1093	19117	17252	5697	1885	341	8	0	0

Continuation

Age of mother	Total	Including								
		< 20	20-24	25-29	30-34	35-39	40-44	45-49	50+	not specified
2016	46063	1101	19140	17476	6041	1926	364	15	0	0
2017	42436	989	17431	15965	5787	1900	352	10	1	1
2018	40636	850	16640	15295	5702	1793	348	8	0	0
third										
2014	31484	7	4513	13796	8804	3645	677	41	1	0
2015	33304	10	4907	14567	9385	3729	680	25	1	0
2016	36583	17	5585	15998	10244	3998	709	32	0	0
2017	37073	20	5567	16182	10595	3915	768	26	0	0
2018	38535	23	5693	16683	11256	4036	828	14	2	0
fourth										
2014	17248	0	665	5519	6563	3652	813	36	0	0
2015	18983	0	687	5981	7408	4075	799	33	0	0
2016	21274	0	710	6864	8307	4495	870	27	1	0
2017	22076	0	740	6912	8956	4527	902	39	0	0
2018	23457	0	794	7292	9595	4785	962	28	1	0
fifth and higher										
2014	13221	0	80	1681	4867	4999	1535	55	4	0
2015	14143	0	76	1689	5364	5370	1567	77	0	0
2016	15593	0	91	1811	5940	5921	1757	73	0	0
2017	16394	0	73	2020	6178	6151	1899	71	2	0
2018	17944	0	78	2076	6863	6719	2130	78	0	0
not specified										
2014	12828	760	4422	4032	2221	1104	279	9	1	0
2015	10861	567	3445	3394	2086	1068	293	8	0	0
2016	4434	214	1317	1396	906	472	122	5	0	2
2017	25	1	10	10	1	3	0	0	0	0
2018	11	1	3	2	1	3	0	0	0	1

Akmola

people

Age of mother	Total	Including								
		< 20	20-24	25-29	30-34	35-39	40-44	45-49	50+	not specified
Born										
2014	12803	827	3774	4018	2569	1279	320	16	0	0
2015	12674	723	3580	4035	2555	1428	339	12	2	0
2016	12496	581	3399	4113	2642	1399	354	8	0	0
2017	12307	525	3091	3958	2884	1451	385	13	0	0
2018	12426	459	2991	4023	3010	1537	388	16	2	0
of them: by birth order										
first										
2014	5798	748	2530	1603	591	251	73	2	0	0
2015	4593	661	2197	1202	370	131	29	1	2	0
2016	4269	509	2107	1158	340	127	26	2	0	0
2017	3844	455	1825	1055	345	129	35	0	0	0
2018	3937	427	1817	1106	385	169	28	5	0	0
second										
2014	3690	60	1001	1550	774	256	46	3	0	0
2015	4273	61	1159	1802	884	300	66	1	0	0
2016	4179	70	1087	1830	868	267	57	0	0	0
2017	4047	67	1022	1682	939	284	53	0	0	0
2018	3887	30	934	1721	871	275	53	3	0	0
third										
2014	1939	0	146	613	728	370	78	4	0	0
2015	2426	1	200	822	836	464	98	5	0	0

Age of mother	Total	Including								
		< 20	20-24	25-29	30-34	35-39	40-44	45-49	50+	not specified
2016	2576	2	180	863	926	484	119	2	0	0
2017	2754	3	220	915	1009	512	93	2	0	0
2018	2780	2	213	889	1060	512	101	2	1	0
fourth										
2014	734	0	20	143	296	211	62	2	0	0
2015	885	0	22	176	311	308	66	2	0	0
2016	990	0	23	211	353	328	74	1	0	0
2017	1094	0	22	245	432	306	85	4	0	0
2018	1198	0	23	241	487	340	102	4	1	0
fifth and higher										
2014	406	0	4	38	136	168	55	5	0	0
2015	494	0	1	33	152	225	80	3	0	0
2016	480	0	2	51	153	193	78	3	0	0
2017	568	0	2	61	159	220	119	7	0	0
2018	624	0	4	66	207	241	104	2	0	0
not specified										
2014	236	19	73	71	44	23	6	0	0	0
2015	3	0	1	0	2	0	0	0	0	0
2016	2	0	0	0	2	0	0	0	0	0
2017	0	0	0	0	0	0	0	0	0	0
2018	0	0	0	0	0	0	0	0	0	0
Urban population										
Born										
2014	6760	338	1953	2268	1359	666	169	7	0	0
2015	6747	285	1840	2289	1406	742	177	6	2	0
2016	6727	243	1749	2357	1451	725	198	4	0	0
2017	6565	210	1623	2158	1615	739	215	5	0	0
2018	6440	182	1469	2187	1648	749	195	10	0	0
of them: by birth order										
first										
2014	3497	320	1452	1082	401	186	55	1	0	0
2015	2633	266	1219	801	243	85	17	0	2	0
2016	2440	226	1151	745	226	72	18	2	0	0
2017	2188	178	1006	666	231	82	25	0	0	0
2018	2185	172	953	694	247	96	20	3	0	0
second										
2014	1931	17	436	856	437	157	26	2	0	0
2015	2353	19	524	1023	550	192	44	1	0	0
2016	2374	16	521	1092	529	178	38	0	0	0
2017	2320	32	520	947	602	182	37	0	0	0
2018	2179	10	426	981	553	174	32	3	0	0
third										
2014	884	0	46	255	355	179	47	2	0	0
2015	1229	0	92	381	438	255	61	2	0	0
2016	1317	1	71	417	492	263	73	0	0	0
2017	1363	0	87	419	532	266	58	1	0	0
2018	1365	0	79	405	554	266	59	2	0	0
fourth										
2014	260	0	7	46	102	79	25	1	0	0
2015	370	0	5	73	123	136	32	1	0	0
2016	416	0	5	85	144	142	39	1	0	0
2017	477	0	9	100	190	127	49	2	0	0
2018	488	0	8	89	209	131	50	1	0	0
fifth and higher										
2014	137	0	0	15	50	56	15	1	0	0

Continuation

Age of mother	Total	Including								
		< 20	20-24	25-29	30-34	35-39	40-44	45-49	50+	not specified
2015	161	0	0	11	51	74	23	2	0	0
2016	179	0	1	18	59	70	30	1	0	0
2017	217	0	1	26	60	82	46	2	0	0
2018	223	0	3	18	85	82	34	1	0	0
not specified										
2014	51	1	12	14	14	9	1	0	0	0
2015	1	0	0	0	1	0	0	0	0	0
2016	1	0	0	0	1	0	0	0	0	0
2017	0	0	0	0	0	0	0	0	0	0
2018	0	0	0	0	0	0	0	0	0	0
Rural population										
Born										
2014	6043	489	1821	1750	1210	613	151	9	0	0
2015	5927	438	1740	1746	1149	686	162	6	0	0
2016	5769	338	1650	1756	1191	674	156	4	0	0
2017	5742	315	1468	1800	1269	712	170	8	0	0
2018	5986	277	1522	1836	1362	788	193	6	2	0
of them: by birth order										
first										
2014	2301	428	1078	521	190	65	18	1	0	0
2015	1960	395	978	401	127	46	12	1	0	0
2016	1829	283	956	413	114	55	8	0	0	0
2017	1656	277	819	389	114	47	10	0	0	0
2018	1752	255	864	412	138	73	8	2	0	0
second										
2014	1759	43	565	694	337	99	20	1	0	0
2015	1920	42	635	779	334	108	22	0	0	0
2016	1805	54	566	738	339	89	19	0	0	0
2017	1727	35	502	735	337	102	16	0	0	0
2018	1708	20	508	740	318	101	21	0	0	0
third										
2014	1055	0	100	358	373	191	31	2	0	0
2015	1197	1	108	441	398	209	37	3	0	0
2016	1259	1	109	446	434	221	46	2	0	0
2017	1391	3	133	496	477	246	35	1	0	0
2018	1415	2	134	484	506	246	42	0	1	0
fourth										
2014	474	0	13	97	194	132	37	1	0	0
2015	515	0	17	103	188	172	34	1	0	0
2016	574	0	18	126	209	186	35	0	0	0
2017	617	0	13	145	242	179	36	2	0	0
2018	710	0	15	152	278	209	52	3	1	0
fifth and higher										
2014	269	0	4	23	86	112	40	4	0	0
2015	333	0	1	22	101	151	57	1	0	0
2016	301	0	1	33	94	123	48	2	0	0
2017	351	0	1	35	99	138	73	5	0	0
2018	401	0	1	48	122	159	70	1	0	0
not specified										
2014	185	18	61	57	30	14	5	0	0	0
2015	2	0	1	0	1	0	0	0	0	0
2016	1	0	0	0	1	0	0	0	0	0
2017	0	0	0	0	0	0	0	0	0	0
2018	0	0	0	0	0	0	0	0	0	0

Aktobe

people

Age of mother	Total	Including								
		< 20	20-24	25-29	30-34	35-39	40-44	45-49	50+	not specified
Born										
2014	19625	882	6062	6491	3737	1981	456	16	0	0
2015	19980	791	5896	6526	4020	2210	513	19	5	0
2016	19769	648	5340	6707	4345	2225	475	26	2	1
2017	19138	523	4826	6477	4412	2344	535	19	2	0
2018	19599	434	4768	6403	4959	2446	574	15	0	0
of them: by birth order										
first										
2014	6918	805	3605	1813	485	172	36	2	0	0
2015	6438	693	3312	1728	476	180	47	2	0	0
2016	5926	570	2928	1690	521	168	46	2	0	1
2017	5301	454	2628	1558	462	157	39	2	1	0
2018	5117	372	2677	1398	468	160	42	0	0	0
second										
2014	6491	77	2054	2840	1087	357	72	4	0	0
2015	6557	97	2121	2771	1111	376	76	4	1	0
2016	6267	73	1956	2741	1087	342	61	6	1	0
2017	5957	62	1720	2650	1075	372	75	2	1	0
2018	5702	62	1611	2525	1118	305	78	3	0	0
third										
2014	3941	0	361	1425	1357	676	120	2	0	0
2015	4386	1	408	1552	1529	753	135	5	3	0
2016	4595	5	400	1709	1645	699	129	7	1	0
2017	4673	6	428	1729	1626	736	143	5	0	0
2018	5099	0	431	1830	1907	775	152	4	0	0
fourth										
2014	1456	0	31	320	561	430	110	4	0	0
2015	1709	0	37	387	636	521	126	1	1	0
2016	1991	0	52	461	780	590	99	9	0	0
2017	2157	1	47	452	906	610	134	7	0	0
2018	2429	0	48	529	1038	676	135	3	0	0
fifth and higher										
2014	793	0	4	84	241	342	118	4	0	0
2015	861	0	8	76	261	380	129	7	0	0
2016	982	0	3	101	310	426	140	2	0	0
2017	1050	0	3	88	343	469	144	3	0	0
2018	1252	0	1	121	428	530	167	5	0	0
not specified										
2014	26	0	7	9	6	4	0	0	0	0
2015	29	0	10	12	7	0	0	0	0	0
2016	8	0	1	5	2	0	0	0	0	0
2017	0	0	0	0	0	0	0	0	0	0
2018	0	0	0	0	0	0	0	0	0	0
Urban population										
Born										
2014	12845	502	3911	4319	2505	1303	294	11	0	0
2015	13261	489	3770	4420	2757	1463	346	11	5	0
2016	13128	415	3495	4492	2930	1459	317	17	2	1
2017	14486	377	3528	5047	3379	1738	399	16	2	0
2018	14682	297	3407	4899	3816	1823	426	14	0	0
of them: by birth order										
first										
2014	4805	461	2453	1363	372	124	30	2	0	

Continuation

Age of mother	Total	Including								
		< 20	20-24	25-29	30-34	35-39	40-44	45-49	50+	not specified
2015	4521	435	2227	1312	368	139	38	2	0	0
2016	4236	371	2015	1272	404	134	37	2	0	1
2017	4316	331	2064	1337	405	138	38	2	1	0
2018	4031	257	2012	1181	408	135	38	0	0	0
second										
2014	4354	41	1259	1926	802	269	54	3	0	0
2015	4498	54	1286	1915	875	302	61	4	1	0
2016	4386	41	1226	1966	825	275	49	3	1	0
2017	4665	41	1169	2160	914	321	58	1	1	0
2018	4470	40	1117	2026	962	257	65	3	0	0
third										
2014	2503	0	182	829	897	501	92	2	0	0
2015	2858	0	230	956	1032	528	105	4	3	0
2016	2889	3	222	950	1109	496	102	6	1	0
2017	3455	4	266	1212	1262	590	116	5	0	0
2018	3777	0	252	1285	1496	624	116	4	0	0
fourth										
2014	815	0	10	154	315	266	67	3	0	0
2015	985	0	18	198	364	322	81	1	1	0
2016	1153	0	30	250	448	353	66	6	0	0
2017	1467	1	28	292	594	442	104	6	0	0
2018	1658	0	25	332	696	498	104	3	0	0
fifth and higher										
2014	354	0	3	41	117	141	51	1	0	0
2015	378	0	4	29	112	172	61	0	0	0
2016	457	0	1	50	142	201	63	0	0	0
2017	583	0	1	46	204	247	83	2	0	0
2018	746	0	1	75	254	309	103	4	0	0
not specified										
2014	14	0	4	6	2	2	0	0	0	0
2015	21	0	5	10	6	0	0	0	0	0
2016	7	0	1	4	2	0	0	0	0	0
2017	0	0	0	0	0	0	0	0	0	0
2018	0	0	0	0	0	0	0	0	0	0
Rural population										
Born										
2014	6780	380	2151	2172	1232	678	162	5	0	0
2015	6719	302	2126	2106	1263	747	167	8	0	0
2016	6641	233	1845	2215	1415	766	158	9	0	0
2017	4652	146	1298	1430	1033	606	136	3	0	0
2018	4917	137	1361	1504	1143	623	148	1	0	0
of them: by birth order										
first										
2014	2113	344	1152	450	113	48	6	0	0	0
2015	1917	258	1085	416	108	41	9	0	0	0
2016	1690	199	913	418	117	34	9	0	0	0
2017	985	123	564	221	57	19	1	0	0	0
2018	1086	115	665	217	60	25	4	0	0	0
second										
2014	2137	36	795	914	285	88	18	1	0	0
2015	2059	43	835	856	236	74	15	0	0	0
2016	1881	32	730	775	262	67	12	3	0	0
2017	1292	21	551	490	161	51	17	1	0	0
2018	1232	22	494	499	156	48	13	0	0	0

Continuation

Age of mother	Total	Including								
		< 20	20-24	25-29	30-34	35-39	40-44	45-49	50+	not specified
third										
2014	1438	0	179	596	460	175	28	0	0	0
2015	1528	1	178	596	497	225	30	1	0	0
2016	1706	2	178	759	536	203	27	1	0	0
2017	1218	2	162	517	364	146	27	0	0	0
2018	1322	0	179	545	411	151	36	0	0	0
fourth										
2014	641	0	21	166	246	164	43	1	0	0
2015	724	0	19	189	272	199	45	0	0	0
2016	838	0	22	211	332	237	33	3	0	0
2017	690	0	19	160	312	168	30	1	0	0
2018	771	0	23	197	342	178	31	0	0	0
fifth and higher										
2014	439	0	1	43	124	201	67	3	0	0
2015	483	0	4	47	149	208	68	7	0	0
2016	525	0	2	51	168	225	77	2	0	0
2017	467	0	2	42	139	222	61	1	0	0
2018	506	0	0	46	174	221	64	1	0	0
not specified										
2014	12	0	3	3	4	2	0	0	0	0
2015	8	0	5	2	1	0	0	0	0	0
2016	1	0	0	1	0	0	0	0	0	0
2017	0	0	0	0	0	0	0	0	0	0
2018	0	0	0	0	0	0	0	0	0	0

Almaty

people

Age of mother	Total	Including								
		< 20	20-24	25-29	30-34	35-39	40-44	45-49	50+	not specified
Born										
2014	50023	2548	15068	16748	9499	4878	1214	63	2	3
2015	48954	2158	13856	16568	9984	5092	1223	69	0	4
2016	50874	2050	13841	17022	11057	5512	1319	70	2	1
2017	49971	1766	12736	16618	11677	5739	1361	71	3	0
2018	50409	1765	12082	16406	12561	6054	1472	62	5	2
of them: by birth order										
first										
2014	19364	2320	9598	5289	1469	546	132	7	0	3
2015	17335	1909	8179	4998	1567	546	119	13	0	4
2016	15518	1751	7541	4339	1312	458	106	8	2	1
2017	14211	1538	6904	4006	1280	396	77	7	3	0
2018	13976	1523	6581	3840	1440	465	115	6	4	2
second										
2014	14672	225	4487	6478	2498	828	150	6	0	0
2015	14366	247	4623	6232	2312	790	156	6	0	0
2016	15344	296	5033	6449	2574	826	159	7	0	0
2017	14384	225	4529	6083	2557	834	150	6	0	0
2018	13644	234	4243	5722	2466	808	164	6	1	0
third										
2014	9544	1	865	3759	3119	1486	293	21	0	0
2015	10095	1	927	4028	3353	1473	303	10	0	0
2016	11341	2	1124	4494	3814	1582	306	19	0	0
2017	11878	3	1140	4671	4076	1633	338	17	0	0

Continuation

Age of mother	Total	Including								
		< 20	20-24	25-29	30-34	35-39	40-44	45-49	50+	not specified
2018	12430	8	1122	4865	4433	1651	337	14	0	0
fourth										
2014	4149	0	102	969	1609	1132	325	12	0	0
2015	4587	0	112	1032	1886	1264	277	16	0	0
2016	5677	0	117	1457	2291	1437	360	15	0	0
2017	6089	0	149	1528	2537	1535	323	17	0	0
2018	6542	0	125	1577	2856	1622	352	10	0	0
fifth and higher										
2014	2269	0	10	245	799	882	314	17	2	0
2015	2564	0	13	274	866	1019	368	24	0	0
2016	2990	0	25	282	1065	1209	388	21	0	0
2017	3408	0	14	329	1227	1341	473	24	0	0
2018	3817	0	11	402	1366	1508	504	26	0	0
not specified										
2014	25	2	6	8	5	4	0	0	0	0
2015	7	1	2	4	0	0	0	0	0	0
2016	4	1	1	1	1	0	0	0	0	0
2017	1	0	0	1	0	0	0	0	0	0
2018	0	0	0	0	0	0	0	0	0	0
Urban population										
Born										
2014	12623	589	3747	4278	2464	1224	308	12	0	1
2015	12764	497	3541	4444	2610	1330	319	20	0	3
2016	12591	483	3413	4277	2727	1330	345	14	1	1
2017	12733	433	3157	4351	3007	1403	358	23	1	0
2018	12495	407	3013	4136	3107	1446	355	25	5	1
of them: by birth order										
first										
2014	5105	548	2485	1462	427	141	39	2	0	1
2015	4840	454	2219	1478	487	163	31	5	0	3
2016	4143	425	1973	1206	365	138	34	0	1	1
2017	3929	383	1849	1162	388	116	28	2	1	0
2018	3643	356	1731	1041	374	105	27	4	4	1
second										
2014	3903	41	1051	1734	743	282	52	0	0	0
2015	3917	43	1103	1748	719	250	50	4	0	0
2016	4012	58	1181	1732	739	243	56	3	0	0
2017	3918	49	1039	1731	809	242	44	4	0	0
2018	3727	51	1039	1566	761	244	61	4	1	0
third										
2014	2413	0	186	866	825	441	91	4	0	0
2015	2562	0	201	969	850	448	92	2	0	0
2016	2701	0	229	1009	936	429	94	4	0	0
2017	2934	1	233	1061	1081	443	109	6	0	0
2018	3040	0	226	1122	1131	473	82	6	0	0
fourth										
2014	819	0	21	166	337	228	67	0	0	0
2015	982	0	16	203	409	278	72	4	0	0
2016	1194	0	23	276	495	305	91	4	0	0
2017	1302	0	35	351	502	338	73	3	0	0
2018	1383	0	17	330	597	348	88	3	0	0
fifth and higher										
2014	377	0	3	47	132	130	59	6	0	0
2015	462	0	2	45	145	191	74	5	0	0
2016	539	0	6	53	192	215	70	3	0	0

Age of mother	Total	Including								
		< 20	20-24	25-29	30-34	35-39	40-44	45-49	50+	not specified
2017	650	0	1	46	227	264	104	8	0	0
2018	702	0	0	77	244	276	97	8	0	0
not specified										
2014	6	0	1	3	0	2	0	0	0	0
2015	1	0	0	1	0	0	0	0	0	0
2016	2	0	1	1	0	0	0	0	0	0
2017	0	0	0	0	0	0	0	0	0	0
2018	0	0	0	0	0	0	0	0	0	0
Rural population										
Born										
2014	37400	1959	11321	12470	7035	3654	906	51	2	2
2015	36190	1661	10315	12124	7374	3762	904	49	0	1
2016	38283	1567	10428	12745	8330	4182	974	56	1	0
2017	37238	1333	9579	12267	8670	4336	1003	48	2	0
2018	37914	1358	9069	12270	9454	4608	1117	37	0	1
of them: by birth order										
first										
2014	14259	1772	7113	3827	1042	405	93	5	0	2
2015	12495	1455	5960	3520	1080	383	88	8	0	1
2016	11375	1326	5568	3133	947	320	72	8	1	0
2017	10282	1155	5055	2844	892	280	49	5	2	0
2018	10333	1167	4850	2799	1066	360	88	2	0	1
second										
2014	10769	184	3436	4744	1755	546	98	6	0	0
2015	10449	204	3520	4484	1593	540	106	2	0	0
2016	11332	238	3852	4717	1835	583	103	4	0	0
2017	10466	176	3490	4352	1748	592	106	2	0	0
2018	9917	183	3204	4156	1705	564	103	2	0	0
third										
2014	7131	1	679	2893	2294	1045	202	17	0	0
2015	7533	1	726	3059	2503	1025	211	8	0	0
2016	8640	2	895	3485	2878	1153	212	15	0	0
2017	8944	2	907	3610	2995	1190	229	11	0	0
2018	9390	8	896	3743	3302	1178	255	8	0	0
fourth										
2014	3330	0	81	803	1272	904	258	12	0	0
2015	3605	0	96	829	1477	986	205	12	0	0
2016	4483	0	94	1181	1796	1132	269	11	0	0
2017	4787	0	114	1177	2035	1197	250	14	0	0
2018	5159	0	108	1247	2259	1274	264	7	0	0
fifth and higher										
2014	1892	0	7	198	667	752	255	11	2	0
2015	2102	0	11	229	721	828	294	19	0	0
2016	2451	0	19	229	873	994	318	18	0	0
2017	2758	0	13	283	1000	1077	369	16	0	0
2018	3115	0	11	325	1122	1232	407	18	0	0
not specified										
2014	19	2	5	5	5	2	0	0	0	0
2015	6	1	2	3	0	0	0	0	0	0
2016	2	1	0	0	1	0	0	0	0	0
2017	1	0	0	1	0	0	0	0	0	0
2018	0	0	0	0	0	0	0	0	0	0

Atyrau

people

Age of mother	Total	Including								
		< 20	20-24	25-29	30-34	35-39	40-44	45-49	50+	not specified
Born										
2014	16389	938	5021	5288	3102	1606	419	14	0	1
2015	16424	790	4777	5317	3323	1798	407	12	0	0
2016	16730	675	4471	5643	3558	1908	453	20	0	2
2017	16443	591	4131	5492	3773	1916	512	24	2	2
2018	17033	548	4048	5528	4259	2133	503	13	1	0
of them: by birth order										
first										
2014	103	6	45	34	15	3	0	0	0	0
2015	120	12	49	33	13	7	5	1	0	0
2016	2690	357	1329	712	195	79	17	1	0	0
2017	3898	474	1873	1075	312	117	38	9	0	0
2018	3905	443	1904	1037	357	131	30	2	1	0
second										
2014	43	1	8	22	11	1	0	0	0	0
2015	88	3	19	38	21	7	0	0	0	0
2016	3065	85	1142	1240	411	150	34	3	0	0
2017	4478	111	1575	1787	717	236	49	2	1	0
2018	4324	102	1439	1750	735	247	51	0	0	0
third										
2014	25	0	4	12	6	3	0	0	0	0
2015	51	0	6	20	18	5	2	0	0	0
2016	2627	0	390	1111	761	309	54	2	0	0
2017	4261	6	604	1786	1265	487	110	2	1	0
2018	4498	3	601	1837	1452	502	102	1	0	0
fourth										
2014	8	0	0	0	4	3	1	0	0	0
2015	27	0	2	9	10	6	0	0	0	0
2016	1532	0	58	457	591	348	75	3	0	0
2017	2380	0	72	665	980	537	123	3	0	0
2018	2671	0	86	689	1142	630	121	3	0	0
fifth and higher										
2014	2	0	0	0	2	0	0	0	0	0
2015	10	0	0	1	2	6	1	0	0	0
2016	828	0	8	105	303	310	97	5	0	0
2017	1423	0	7	179	499	538	192	8	0	0
2018	1635	0	18	215	573	623	199	7	0	0
not specified										
2014	16208	931	4964	5220	3064	1596	418	14	0	1
2015	16128	775	4701	5216	3259	1767	399	11	0	0
2016	5988	233	1544	2018	1297	712	176	6	0	2
2017	3	0	0	0	0	1	0	0	0	2
2018	0	0	0	0	0	0	0	0	0	0
Urban population										
Born										
2014	8148	456	2323	2757	1586	811	207	7	0	1
2015	8201	328	2236	2793	1723	928	185	8	0	0
2016	8662	331	2179	3051	1898	958	230	13	0	2
2017	9056	302	2133	3090	2142	1084	286	16	1	2
2018	9252	270	2065	3034	2416	1198	262	7	0	0
of them: by birth order										
first										
2014	76	3	31	26	13	3	0	0	0	

Age of mother	Total	Including								
		< 20	20-24	25-29	30-34	35-39	40-44	45-49	50+	not specified
2015	74	4	24	28	9	5	4	0	0	0
2016	1462	176	683	419	131	38	14	1	0	0
2017	2309	245	1030	711	212	76	28	7	0	0
2018	2232	220	1006	655	230	97	22	2	0	0
second										
2014	31	1	3	17	9	1	0	0	0	0
2015	65	2	11	28	19	5	0	0	0	0
2016	1575	37	497	681	246	86	25	3	0	0
2017	2532	53	765	1044	489	147	33	1	0	0
2018	2501	49	731	1047	486	154	34	0	0	0
third										
2014	18	0	2	9	4	3	0	0	0	0
2015	24	0	2	7	11	4	0	0	0	0
2016	1255	0	145	525	401	153	30	1	0	0
2017	2370	4	296	929	749	320	70	1	1	0
2018	2480	1	284	930	863	335	66	1	0	0
fourth										
2014	7	0	0	0	4	2	1	0	0	0
2015	9	0	1	2	3	3	0	0	0	0
2016	666	0	24	186	262	159	32	3	0	0
2017	1208	0	37	321	479	298	72	1	0	0
2018	1304	0	36	296	568	336	67	1	0	0
fifth and higher										
2014	2	0	0	0	2	0	0	0	0	0
2015	6	0	0	1	1	4	0	0	0	0
2016	309	0	3	48	114	112	29	3	0	0
2017	635	0	5	85	213	243	83	6	0	0
2018	735	0	8	106	269	276	73	3	0	0
not specified										
2014	8014	452	2287	2705	1554	802	206	7	0	1
2015	8023	322	2198	2727	1680	907	181	8	0	0
2016	3395	118	827	1192	744	410	100	2	0	2
2017	2	0	0	0	0	0	0	0	0	2
2018	0	0	0	0	0	0	0	0	0	0
Rural population										
Born										
2014	8241	482	2698	2531	1516	795	212	7	0	0
2015	8223	462	2541	2524	1600	870	222	4	0	0
2016	8068	344	2292	2592	1660	950	223	7	0	0
2017	7387	289	1998	2402	1631	832	226	8	1	0
2018	7781	278	1983	2494	1843	935	241	6	1	0
of them: by birth order										
first										
2014	27	3	14	8	2	0	0	0	0	0
2015	46	8	25	5	4	2	1	1	0	0
2016	1228	181	646	293	64	41	3	0	0	0
2017	1589	229	843	364	100	41	10	2	0	0
2018	1673	223	898	382	127	34	8	0	1	0
second										
2014	12	0	5	5	2	0	0	0	0	0
2015	23	1	8	10	2	2	0	0	0	0
2016	1490	48	645	559	165	64	9	0	0	0
2017	1946	58	810	743	228	89	16	1	1	0
2018	1823	53	708	703	249	93	17	0	0	0
third										

Continuation

Age of mother	Total	Including								
		< 20	20-24	25-29	30-34	35-39	40-44	45-49	50+	not specified
2014	7	0	2	3	2	0	0	0	0	0
2015	27	0	4	13	7	1	2	0	0	0
2016	1372	0	245	586	360	156	24	1	0	0
2017	1891	2	308	857	516	167	40	1	0	0
2018	2018	2	317	907	589	167	36	0	0	0
fourth										
2014	1	0	0	0	0	1	0	0	0	0
2015	18	0	1	7	7	3	0	0	0	0
2016	866	0	34	271	329	189	43	0	0	0
2017	1172	0	35	344	501	239	51	2	0	0
2018	1367	0	50	393	574	294	54	2	0	0
fifth and higher										
2014	0	0	0	0	0	0	0	0	0	0
2015	4	0	0	0	1	2	1	0	0	0
2016	519	0	5	57	189	198	68	2	0	0
2017	788	0	2	94	286	295	109	2	0	0
2018	900	0	10	109	304	347	126	4	0	0
not specified										
2014	8194	479	2677	2515	1510	794	212	7	0	0
2015	8105	453	2503	2489	1579	860	218	3	0	0
2016	2593	115	717	826	553	302	76	4	0	0
2017	1	0	0	0	0	1	0	0	0	0
2018	0	0	0	0	0	0	0	0	0	0

Batys Kazakhstan

people

Age of mother	Total	Including								
		< 20	20-24	25-29	30-34	35-39	40-44	45-49	50+	not specified
Born										
2014	13040	679	3983	4233	2573	1310	253	9	0	0
2015	12974	519	3826	4331	2701	1319	264	14	0	0
2016	13184	508	3559	4483	2839	1457	327	11	0	0
2017	12860	388	3316	4299	2980	1536	324	17	0	0
2018	13067	391	3086	4350	3327	1545	354	14	0	0
of them: by birth order										
first										
2014	5062	627	2569	1309	390	141	23	3	0	0
2015	4377	469	2304	1168	306	109	17	4	0	0
2016	4182	452	2068	1196	310	131	24	1	0	0
2017	3706	345	1878	1032	296	123	28	4	0	0
2018	3663	341	1764	1087	338	108	23	2	0	0
second										
2014	4461	47	1214	2024	871	263	41	1	0	0
2015	4700	46	1307	2108	921	264	51	3	0	0
2016	4675	54	1277	2057	959	270	58	0	0	0
2017	4416	42	1170	1956	898	294	53	3	0	0
2018	4274	50	1085	1871	957	258	52	1	0	0
third										
2014	2287	0	161	696	873	479	76	2	0	0
2015	2536	0	177	845	970	463	80	1	0	0
2016	2857	0	199	970	1064	522	97	5	0	0
2017	3095	1	235	1039	1157	569	92	2	0	0
2018	3271	0	212	1104	1312	537	100	6	0	0

Age of mother	Total	Including								
		< 20	20-24	25-29	30-34	35-39	40-44	45-49	50+	not specified
fourth										
2014	782	0	19	155	292	266	49	1	0	0
2015	863	0	17	160	348	274	59	5	0	0
2016	988	0	10	222	369	304	80	3	0	0
2017	1141	0	29	229	461	348	69	5	0	0
2018	1269	0	22	246	515	396	85	5	0	0
fifth and higher										
2014	397	0	2	36	138	157	62	2	0	0
2015	447	0	1	39	147	202	57	1	0	0
2016	463	0	0	31	134	228	68	2	0	0
2017	501	0	4	43	168	202	81	3	0	0
2018	590	0	3	42	205	246	94	0	0	0
not specified										
2014	51	5	18	13	9	4	2	0	0	0
2015	51	4	20	11	9	7	0	0	0	0
2016	19	2	5	7	3	2	0	0	0	0
2017	1	0	0	0	0	0	1	0	0	0
2018	0	0	0	0	0	0	0	0	0	0
Urban population										
Born										
2014	6880	289	2012	2372	1390	690	122	5	0	0
2015	6983	213	1998	2503	1434	677	148	10	0	0
2016	7428	226	1865	2709	1669	778	173	8	0	0
2017	7381	172	1794	2593	1771	870	172	9	0	0
2018	7614	188	1637	2647	2052	897	182	11	0	0
of them: by birth order										
first										
2014	2784	268	1348	818	247	85	16	2	0	0
2015	2541	195	1284	760	210	74	14	4	0	0
2016	2537	205	1159	834	224	96	18	1	0	0
2017	2307	157	1088	735	215	89	20	3	0	0
2018	2296	158	989	783	261	88	15	2	0	0
second										
2014	2559	18	576	1180	578	177	30	0	0	0
2015	2712	16	630	1245	592	190	37	2	0	0
2016	2817	20	631	1276	664	185	41	0	0	0
2017	2730	14	595	1238	628	214	38	3	0	0
2018	2685	30	539	1198	688	194	35	1	0	0
third										
2014	1123	0	67	311	428	271	44	2	0	0
2015	1278	0	70	417	474	262	54	1	0	0
2016	1521	0	72	479	589	313	63	5	0	0
2017	1702	1	95	515	673	363	54	1	0	0
2018	1819	0	94	545	778	338	58	6	0	0
fourth										
2014	277	0	8	46	97	112	14	0	0	0
2015	300	0	6	63	111	92	26	2	0	0
2016	422	0	1	106	150	128	35	2	0	0
2017	476	0	12	88	198	142	35	1	0	0
2018	602	0	14	104	242	199	41	2	0	0
fifth and higher										
2014	103	0	0	8	35	42	17	1	0	0
2015	123	0	0	10	42	53	17	1	0	0
2016	121	0	0	9	41	55	16	0	0	0
2017	165	0	4	17	57	62	24	1	0	0

Continuation

Age of mother	Total	Including								
		< 20	20-24	25-29	30-34	35-39	40-44	45-49	50+	not specified
2018	212	0	1	17	83	78	33	0	0	0
not specified										
2014	34	3	13	9	5	3	1	0	0	0
2015	29	2	8	8	5	6	0	0	0	0
2016	10	1	2	5	1	1	0	0	0	0
2017	1	0	0	0	0	0	1	0	0	0
2018	0	0	0	0	0	0	0	0	0	0
Rural population										
Born										
2014	6160	390	1971	1861	1183	620	131	4	0	0
2015	5991	306	1828	1828	1267	642	116	4	0	0
2016	5756	282	1694	1774	1170	679	154	3	0	0
2017	5479	216	1522	1706	1209	666	152	8	0	0
2018	5453	203	1449	1703	1275	648	172	3	0	0
of them: by birth order										
first										
2014	2278	359	1221	491	143	56	7	1	0	0
2015	1836	274	1020	408	96	35	3	0	0	0
2016	1645	247	909	362	86	35	6	0	0	0
2017	1399	188	790	297	81	34	8	1	0	0
2018	1367	183	775	304	77	20	8	0	0	0
second										
2014	1902	29	638	844	293	86	11	1	0	0
2015	1988	30	677	863	329	74	14	1	0	0
2016	1858	34	646	781	295	85	17	0	0	0
2017	1686	28	575	718	270	80	15	0	0	0
2018	1589	20	546	673	269	64	17	0	0	0
third										
2014	1164	0	94	385	445	208	32	0	0	0
2015	1258	0	107	428	496	201	26	0	0	0
2016	1336	0	127	491	475	209	34	0	0	0
2017	1393	0	140	524	484	206	38	1	0	0
2018	1452	0	118	559	534	199	42	0	0	0
fourth										
2014	505	0	11	109	195	154	35	1	0	0
2015	563	0	11	97	237	182	33	3	0	0
2016	566	0	9	116	219	176	45	1	0	0
2017	665	0	17	141	263	206	34	4	0	0
2018	667	0	8	142	273	197	44	3	0	0
fifth and higher										
2014	294	0	2	28	103	115	45	1	0	0
2015	324	0	1	29	105	149	40	0	0	0
2016	342	0	0	22	93	173	52	2	0	0
2017	336	0	0	26	111	140	57	2	0	0
2018	378	0	2	25	122	168	61	0	0	0
not specified										
2014	17	2	5	4	4	1	1	0	0	0
2015	22	2	12	3	4	1	0	0	0	0
2016	9	1	3	2	2	1	0	0	0	0
2017	0	0	0	0	0	0	0	0	0	0
2018	0	0	0	0	0	0	0	0	0	0

Zhambyl

people

Age of mother	Total	Including								
		< 20	20-24	25-29	30-34	35-39	40-44	45-49	50+	not specified
Born										
2014	29581	2081	9818	9021	5220	2731	687	23	0	0
2015	28408	1815	9269	8670	5223	2730	674	26	1	0
2016	28121	1568	8927	8520	5562	2865	654	22	1	2
2017	26465	1339	8130	8125	5431	2742	680	16	2	0
2018	27113	1409	7979	8180	5842	2936	739	25	3	0
of them: by birth order										
first										
2014	13957	1872	6015	3504	1590	782	186	8	0	0
2015	10318	1585	5010	2318	855	430	115	5	0	0
2016	8679	1301	4413	1901	716	291	55	1	1	0
2017	7277	1155	3928	1506	459	176	49	4	0	0
2018	7431	1228	3905	1564	497	181	48	6	2	0
second										
2014	6421	205	2863	2292	738	264	58	1	0	0
2015	7306	227	3253	2653	834	281	54	4	0	0
2016	7427	224	3252	2662	890	332	65	2	0	0
2017	7194	184	3136	2651	869	286	67	0	1	0
2018	6872	179	2946	2459	918	301	67	2	0	0
third										
2014	4845	0	777	2139	1282	530	113	4	0	0
2015	5555	0	848	2454	1536	577	133	6	1	0
2016	6034	0	1006	2569	1725	615	113	6	0	0
2017	6095	0	916	2630	1805	620	122	2	0	0
2018	6350	1	962	2739	1874	644	124	6	0	0
fourth										
2014	2667	0	124	847	1018	549	124	5	0	0
2015	3212	0	134	994	1257	667	153	7	0	0
2016	3354	0	123	1028	1332	724	144	3	0	0
2017	3529	0	130	1047	1431	757	160	4	0	0
2018	3779	0	150	1106	1549	818	151	4	1	0
fifth and higher										
2014	1638	0	22	220	584	603	204	5	0	0
2015	1992	0	14	248	737	772	217	4	0	0
2016	2293	0	22	277	848	873	264	9	0	0
2017	2368	0	19	291	866	903	282	6	1	0
2018	2662	0	14	307	998	988	348	7	0	0
not specified										
2014	53	4	17	19	8	3	2	0	0	0
2015	25	3	10	3	4	3	2	0	0	0
2016	334	43	111	83	51	30	13	1	0	2
2017	2	0	1	0	1	0	0	0	0	0
2018	19	1	2	5	6	4	1	0	0	0
Urban population										
Born										
2014	11428	588	3640	3596	2103	1177	312	12	0	0
2015	11339	536	3503	3617	2190	1179	303	11	0	0
2016	11310	458	3308	3601	2384	1235	313	10	1	0
2017	10866	374	3131	3479	2376	1205	294	6	1	0
2018	11463	415	3094	3659	2653	1301	328	10	3	0
of them: by birth order										
first										
2014	7571	558	2783	2238	1201	632	152	7	0	0

Continuation

Age of mother	Total	Including								
		< 20	20-24	25-29	30-34	35-39	40-44	45-49	50+	not specified
2015	5156	478	2272	1387	591	335	89	4	0	0
2016	4034	382	1936	1021	464	189	40	1	1	0
2017	3165	328	1665	794	244	105	27	2	0	0
2018	3313	369	1669	845	284	106	33	5	2	0
second										
2014	1788	29	688	682	254	108	27	0	0	0
2015	2765	57	1007	1135	397	143	25	1	0	0
2016	3159	75	1108	1279	464	190	43	0	0	0
2017	3207	46	1183	1302	473	159	43	0	1	0
2018	3170	45	1143	1261	507	170	43	1	0	0
third										
2014	1209	0	143	494	350	187	35	0	0	0
2015	1951	0	189	801	642	254	62	3	0	0
2016	2331	0	234	960	765	305	63	4	0	0
2017	2508	0	243	1024	864	317	58	2	0	0
2018	2720	0	244	1144	947	316	65	4	0	0
fourth										
2014	576	0	18	145	212	154	45	2	0	0
2015	936	0	31	241	376	234	52	2	0	0
2016	1119	0	25	263	473	283	73	2	0	0
2017	1267	0	33	295	547	313	78	1	0	0
2018	1404	0	35	320	607	378	63	0	1	0
fifth and higher										
2014	264	0	4	28	83	95	51	3	0	0
2015	522	0	2	53	180	212	74	1	0	0
2016	656	0	4	75	215	266	93	3	0	0
2017	717	0	6	64	247	311	88	1	0	0
2018	841	0	1	85	303	329	123	0	0	0
not specified										
2014	20	1	4	9	3	1	2	0	0	0
2015	9	1	2	0	4	1	1	0	0	0
2016	11	1	1	3	3	2	1	0	0	0
2017	2	0	1	0	1	0	0	0	0	0
2018	15	1	2	4	5	2	1	0	0	0
Rural population										
Born										
2014	18153	1493	6178	5425	3117	1554	375	11	0	0
2015	17069	1279	5766	5053	3033	1551	371	15	1	0
2016	16811	1110	5619	4919	3178	1630	341	12	0	2
2017	15599	965	4999	4646	3055	1537	386	10	1	0
2018	15650	994	4885	4521	3189	1635	411	15	0	0
of them: by birth order										
first										
2014	6386	1314	3232	1266	389	150	34	1	0	0
2015	5162	1107	2738	931	264	95	26	1	0	0
2016	4645	919	2477	880	252	102	15	0	0	0
2017	4112	827	2263	712	215	71	22	2	0	0
2018	4118	859	2236	719	213	75	15	1	0	0
second										
2014	4633	176	2175	1610	484	156	31	1	0	0
2015	4541	170	2246	1518	437	138	29	3	0	0
2016	4268	149	2144	1383	426	142	22	2	0	0
2017	3987	138	1953	1349	396	127	24	0	0	0
2018	3702	134	1803	1198	411	131	24	1	0	0
third										

Continuation

Age of mother	Total	Including								
		< 20	20-24	25-29	30-34	35-39	40-44	45-49	50+	not specified
2014	3636	0	634	1645	932	343	78	4	0	0
2015	3604	0	659	1653	894	323	71	3	1	0
2016	3703	0	772	1609	960	310	50	2	0	0
2017	3587	0	673	1606	941	303	64	0	0	0
2018	3630	1	718	1595	927	328	59	2	0	0
fourth										
2014	2091	0	106	702	806	395	79	3	0	0
2015	2276	0	103	753	881	433	101	5	0	0
2016	2235	0	98	765	859	441	71	1	0	0
2017	2262	0	97	752	884	444	82	3	0	0
2018	2375	0	115	786	942	440	88	4	0	0
fifth and higher										
2014	1374	0	18	192	501	508	153	2	0	0
2015	1470	0	12	195	557	560	143	3	0	0
2016	1637	0	18	202	633	607	171	6	0	0
2017	1651	0	13	227	619	592	194	5	1	0
2018	1821	0	13	222	695	659	225	7	0	0
not specified										
2014	33	3	13	10	5	2	0	0	0	0
2015	16	2	8	3	0	2	1	0	0	0
2016	323	42	110	80	48	28	12	1	0	2
2017	0	0	0	0	0	0	0	0	0	0
2018	4	0	0	1	1	2	0	0	0	0

Karagandy

people

Age of mother	Total	Including								
		< 20	20-24	25-29	30-34	35-39	40-44	45-49	50+	not specified
Born										
2014	24913	1416	7376	8159	4796	2566	572	25	1	2
2015	24496	1190	6828	8197	4951	2698	599	31	2	0
2016	23950	954	6449	8100	5188	2636	599	23	0	1
2017	22715	784	5855	7566	5208	2624	649	27	1	1
2018	22950	781	5653	7452	5646	2746	647	22	3	0
of them: by birth order										
first										
2014	12658	1330	5316	3820	1492	602	89	7	1	1
2015	10262	1091	4472	3051	1095	462	83	7	1	0
2016	9473	862	4146	2869	1091	419	83	2	0	1
2017	8391	718	3677	2497	1025	385	80	7	1	1
2018	7310	708	3370	2130	803	238	58	2	1	0
second										
2014	6731	78	1699	2768	1478	596	108	4	0	0
2015	7818	92	1962	3335	1646	661	118	4	0	0
2016	7563	90	1902	3270	1630	555	112	4	0	0
2017	7221	66	1781	3056	1613	590	110	5	0	0
2018	7464	73	1850	3024	1786	612	112	6	1	0
third										
2014	3508	0	290	1167	1194	691	157	9	0	0
2015	3989	0	323	1348	1386	770	154	7	1	0
2016	4264	0	353	1462	1505	784	158	2	0	0
2017	4394	0	347	1517	1561	782	182	5	0	0
2018	4985	0	379	1715	1857	857	176	0	1	0

Continuation

Age of mother	Total	Including								
		< 20	20-24	25-29	30-34	35-39	40-44	45-49	50+	not specified
fourth										
2014	1224	0	26	266	422	398	110	2	0	0
2015	1580	0	40	344	572	492	127	5	0	0
2016	1704	0	36	409	646	494	114	5	0	0
2017	1783	0	45	417	683	499	133	6	0	0
2018	2089	0	48	458	837	587	153	6	0	0
fifth and higher										
2014	651	0	3	82	181	275	107	3	0	0
2015	759	0	2	92	232	308	117	8	0	0
2016	918	0	3	84	305	384	132	10	0	0
2017	926	0	5	79	326	368	144	4	0	0
2018	1099	0	6	123	363	451	148	8	0	0
not specified										
2014	141	8	42	56	29	4	1	0	0	1
2015	88	7	29	27	20	5	0	0	0	0
2016	28	2	9	6	11	0	0	0	0	0
2017	0	0	0	0	0	0	0	0	0	0
2018	3	0	0	2	0	1	0	0	0	0
Urban population										
Born										
2014	19785	1080	5773	6630	3865	1996	420	18	1	2
2015	19524	910	5374	6637	3998	2094	482	27	2	0
2016	19264	706	5120	6637	4229	2091	461	19	0	1
2017	18147	583	4565	6165	4218	2081	512	21	1	1
2018	18438	578	4413	6064	4667	2188	510	15	3	0
of them: by birth order										
first										
2014	10509	1016	4281	3287	1312	526	79	6	1	1
2015	8493	832	3567	2649	966	396	76	6	1	0
2016	7990	647	3376	2534	977	378	75	2	0	1
2017	6930	534	2948	2134	903	338	66	5	1	1
2018	5987	529	2676	1835	687	207	51	1	1	0
second										
2014	5375	56	1240	2240	1241	504	92	2	0	0
2015	6387	71	1506	2725	1404	571	106	4	0	0
2016	6228	58	1457	2707	1421	488	93	4	0	0
2017	5945	49	1342	2552	1405	499	94	4	0	0
2018	6234	49	1433	2520	1594	535	97	5	1	0
third										
2014	2585	0	190	836	908	534	110	7	0	0
2015	3054	0	246	975	1082	620	125	5	1	0
2016	3323	0	247	1084	1202	655	134	1	0	0
2017	3458	0	236	1143	1240	675	160	4	0	0
2018	3965	0	264	1313	1523	717	147	0	1	0
fourth										
2014	821	0	19	169	283	269	80	1	0	0
2015	1060	0	26	206	393	332	99	4	0	0
2016	1179	0	29	259	458	344	84	5	0	0
2017	1251	0	36	284	465	354	106	6	0	0
2018	1540	0	36	311	636	432	121	4	0	0
fifth and higher										
2014	359	0	1	45	94	159	58	2	0	0
2015	444	0	2	55	133	170	76	8	0	0
2016	520	0	2	49	161	226	75	7	0	0
2017	563	0	3	52	205	215	86	2	0	0

Age of mother	Total	Including								
		< 20	20-24	25-29	30-34	35-39	40-44	45-49	50+	not specified
2018	709	0	4	83	227	296	94	5	0	0
not specified										
2014	136	8	42	53	27	4	1	0	0	1
2015	86	7	27	27	20	5	0	0	0	0
2016	24	1	9	4	10	0	0	0	0	0
2017	0	0	0	0	0	0	0	0	0	0
2018	3	0	0	2	0	1	0	0	0	0
Rural population										
Born										
2014	5128	336	1603	1529	931	570	152	7	0	0
2015	4972	280	1454	1560	953	604	117	4	0	0
2016	4686	248	1329	1463	959	545	138	4	0	0
2017	4568	201	1290	1401	990	543	137	6	0	0
2018	4512	203	1240	1388	979	558	137	7	0	0
of them: by birth order										
first										
2014	2149	314	1035	533	180	76	10	1	0	0
2015	1769	259	905	402	129	66	7	1	0	0
2016	1483	215	770	335	114	41	8	0	0	0
2017	1461	184	729	363	122	47	14	2	0	0
2018	1323	179	694	295	116	31	7	1	0	0
second										
2014	1356	22	459	528	237	92	16	2	0	0
2015	1431	21	456	610	242	90	12	0	0	0
2016	1335	32	445	563	209	67	19	0	0	0
2017	1276	17	439	504	208	91	16	1	0	0
2018	1230	24	417	504	192	77	15	1	0	0
third										
2014	923	0	100	331	286	157	47	2	0	0
2015	935	0	77	373	304	150	29	2	0	0
2016	941	0	106	378	303	129	24	1	0	0
2017	936	0	111	374	321	107	22	1	0	0
2018	1020	0	115	402	334	140	29	0	0	0
fourth										
2014	403	0	7	97	139	129	30	1	0	0
2015	520	0	14	138	179	160	28	1	0	0
2016	525	0	7	150	188	150	30	0	0	0
2017	532	0	9	133	218	145	27	0	0	0
2018	549	0	12	147	201	155	32	2	0	0
fifth and higher										
2014	292	0	2	37	87	116	49	1	0	0
2015	315	0	0	37	99	138	41	0	0	0
2016	398	0	1	35	144	158	57	3	0	0
2017	363	0	2	27	121	153	58	2	0	0
2018	390	0	2	40	136	155	54	3	0	0
not specified										
2014	5	0	0	3	2	0	0	0	0	0
2015	2	0	2	0	0	0	0	0	0	0
2016	4	1	0	2	1	0	0	0	0	0
2017	0	0	0	0	0	0	0	0	0	0
2018	0	0	0	0	0	0	0	0	0	0

Kostanai

people

Age of mother	Total	Including								
		< 20	20-24	25-29	30-34	35-39	40-44	45-49	50+	not specified
Born										
2014	12763	761	3815	4191	2399	1273	314	10	0	0
2015	12769	670	3620	4214	2664	1285	304	12	0	0
2016	12290	600	3230	4109	2672	1365	292	21	1	0
2017	11736	482	2839	3945	2780	1382	293	14	1	0
2018	11630	447	2726	3737	2905	1489	308	15	2	1
of them: by birth order										
first										
2014	5403	702	2619	1536	387	133	23	3	0	0
2015	5023	617	2381	1476	400	125	21	3	0	0
2016	4581	536	2111	1387	385	125	35	1	1	0
2017	4088	443	1793	1292	423	115	19	3	0	0
2018	3827	411	1716	1137	404	132	26	1	0	0
second										
2014	4436	57	1018	1912	1019	375	55	0	0	0
2015	4530	52	1048	1959	1064	354	53	0	0	0
2016	4418	60	947	1845	1120	380	59	7	0	0
2017	4284	37	870	1812	1117	387	60	1	0	0
2018	4180	34	844	1674	1201	368	55	3	1	0
third										
2014	1901	2	149	562	665	424	99	0	0	0
2015	2162	1	171	623	803	455	103	6	0	0
2016	2184	4	148	661	805	475	85	6	0	0
2017	2194	2	153	645	822	486	82	4	0	0
2018	2295	2	141	708	841	512	85	5	1	0
fourth										
2014	655	0	27	145	217	197	67	2	0	0
2015	665	0	17	124	265	197	62	0	0	0
2016	706	0	20	159	241	223	63	0	0	0
2017	755	0	18	149	297	223	65	3	0	0
2018	834	0	22	163	302	277	67	3	0	0
fifth and higher										
2014	365	0	1	34	111	144	70	5	0	0
2015	388	0	3	32	131	154	65	3	0	0
2016	401	0	4	57	121	162	50	7	0	0
2017	415	0	5	47	121	171	67	3	1	0
2018	493	0	3	55	157	200	75	3	0	0
not specified										
2014	3	0	1	2	0	0	0	0	0	0
2015	1	0	0	0	1	0	0	0	0	0
2016	0	0	0	0	0	0	0	0	0	0
2017	0	0	0	0	0	0	0	0	0	0
2018	1	0	0	0	0	0	0	0	0	1
Urban population										
Born										
2014	7095	329	2016	2509	1390	686	159	6	0	0
2015	7155	287	1897	2544	1557	704	158	8	0	0
2016	7020	240	1779	2443	1618	757	172	11	0	0
2017	6784	184	1511	2431	1684	803	164	7	0	0
2018	6827	157	1508	2313	1807	876	156	8	1	1
of them: by birth order										
first										
2014	3233	306	1492	1066	266	86	14	3	0	

Age of mother	Total	Including								
		< 20	20-24	25-29	30-34	35-39	40-44	45-49	50+	not specified
2015	3063	269	1361	1044	279	93	15	2	0	0
2016	2893	216	1273	996	289	90	29	0	0	0
2017	2557	178	1013	939	331	81	14	1	0	0
2018	2431	148	1040	846	280	97	19	1	0	0
second										
2014	2574	23	459	1123	686	245	38	0	0	0
2015	2638	18	461	1160	729	238	32	0	0	0
2016	2594	24	444	1080	747	258	37	4	0	0
2017	2634	6	432	1127	753	268	47	1	0	0
2018	2629	9	401	1059	844	274	39	2	1	0
third										
2014	923	0	58	262	312	236	55	0	0	0
2015	1089	0	70	290	417	240	67	5	0	0
2016	1128	0	53	296	446	273	55	5	0	0
2017	1140	0	59	299	438	290	51	3	0	0
2018	1215	0	58	330	478	297	48	4	0	0
fourth										
2014	259	0	6	48	88	84	33	0	0	0
2015	263	0	4	42	100	89	28	0	0	0
2016	292	0	9	54	97	97	35	0	0	0
2017	324	0	6	49	132	102	35	0	0	0
2018	379	0	8	58	146	141	25	1	0	0
fifth and higher										
2014	103	0	0	8	38	35	19	3	0	0
2015	102	0	1	8	32	44	16	1	0	0
2016	113	0	0	17	39	39	16	2	0	0
2017	129	0	1	17	30	62	17	2	0	0
2018	172	0	1	20	59	67	25	0	0	0
not specified										
2014	3	0	1	2	0	0	0	0	0	0
2015	0	0	0	0	0	0	0	0	0	0
2016	0	0	0	0	0	0	0	0	0	0
2017	0	0	0	0	0	0	0	0	0	0
2018	1	0	0	0	0	0	0	0	0	1
Rural population										
Born										
2014	5668	432	1799	1682	1009	587	155	4	0	0
2015	5614	383	1723	1670	1107	581	146	4	0	0
2016	5270	360	1451	1666	1054	608	120	10	1	0
2017	4952	298	1328	1514	1096	579	129	7	1	0
2018	4803	290	1218	1424	1098	613	152	7	1	0
of them: by birth order										
first										
2014	2170	396	1127	470	121	47	9	0	0	0
2015	1960	348	1020	432	121	32	6	1	0	0
2016	1688	320	838	391	96	35	6	1	1	0
2017	1531	265	780	353	92	34	5	2	0	0
2018	1396	263	676	291	124	35	7	0	0	0
second										
2014	1862	34	559	789	333	130	17	0	0	0
2015	1892	34	587	799	335	116	21	0	0	0
2016	1824	36	503	765	373	122	22	3	0	0
2017	1650	31	438	685	364	119	13	0	0	0
2018	1551	25	443	615	357	94	16	1	0	0

Continuation

Age of mother	Total	Including								
		< 20	20-24	25-29	30-34	35-39	40-44	45-49	50+	not specified
third										
2014	978	2	91	300	353	188	44	0	0	0
2015	1073	1	101	333	386	215	36	1	0	0
2016	1056	4	95	365	359	202	30	1	0	0
2017	1054	2	94	346	384	196	31	1	0	0
2018	1080	2	83	378	363	215	37	1	1	0
fourth										
2014	396	0	21	97	129	113	34	2	0	0
2015	402	0	13	82	165	108	34	0	0	0
2016	414	0	11	105	144	126	28	0	0	0
2017	431	0	12	100	165	121	30	3	0	0
2018	455	0	14	105	156	136	42	2	0	0
fifth and higher										
2014	262	0	1	26	73	109	51	2	0	0
2015	286	0	2	24	99	110	49	2	0	0
2016	288	0	4	40	82	123	34	5	0	0
2017	286	0	4	30	91	109	50	1	1	0
2018	321	0	2	35	98	133	50	3	0	0
not specified										
2014	0	0	0	0	0	0	0	0	0	0
2015	1	0	0	0	1	0	0	0	0	0
2016	0	0	0	0	0	0	0	0	0	0
2017	0	0	0	0	0	0	0	0	0	0
2018	0	0	0	0	0	0	0	0	0	0

Kyzylorda

people

Age of mother	Total	Including								
		< 20	20-24	25-29	30-34	35-39	40-44	45-49	50+	not specified
Born										
2014	20358	865	6315	6438	3863	2277	567	32	0	1
2015	19677	710	5929	6219	3941	2346	509	22	0	1
2016	19256	603	5533	6084	4092	2315	608	21	0	0
2017	18982	539	5236	6148	4176	2293	571	17	2	0
2018	19195	565	5184	6112	4265	2408	645	16	0	0
of them: by birth order										
first										
2014	6615	766	3618	1578	446	156	46	4	0	1
2015	6071	629	3325	1512	417	161	26	1	0	0
2016	5279	533	2929	1287	354	141	33	2	0	0
2017	4811	457	2703	1215	291	112	31	1	1	0
2018	5247	498	2844	1350	392	132	28	3	0	0
second										
2014	5556	99	2186	2286	683	254	48	0	0	0
2015	5436	80	2103	2249	736	228	38	2	0	0
2016	5136	70	2008	2066	688	247	54	3	0	0
2017	4995	82	1906	2097	687	182	40	1	0	0
2018	4692	67	1765	1987	607	227	36	3	0	0
third										
2014	4064	0	438	1792	1227	512	88	7	0	0
2015	4000	0	439	1685	1295	506	72	3	0	0
2016	4385	0	517	1883	1329	550	104	2	0	0
2017	4401	0	542	1941	1372	447	95	3	1	0

Age of mother	Total	Including								
		< 20	20-24	25-29	30-34	35-39	40-44	45-49	50+	not specified
2018	4544	0	511	1916	1448	552	117	0	0	0
fourth										
2014	2433	0	61	619	936	661	148	8	0	0
2015	2436	0	58	599	963	689	125	2	0	0
2016	2637	0	72	669	1101	660	130	5	0	0
2017	2752	0	80	702	1135	697	136	2	0	0
2018	2654	0	55	677	1118	648	155	1	0	0
fifth and higher										
2014	1677	0	5	160	570	693	237	12	0	0
2015	1725	0	2	170	529	762	248	14	0	0
2016	1819	0	7	179	620	717	287	9	0	0
2017	2023	0	5	193	691	855	269	10	0	0
2018	2058	0	9	182	700	849	309	9	0	0
not specified										
2014	13	0	7	3	1	1	0	1	0	0
2015	9	1	2	4	1	0	0	0	0	1
2016	0	0	0	0	0	0	0	0	0	0
2017	0	0	0	0	0	0	0	0	0	0
2018	0	0	0	0	0	0	0	0	0	0
Urban population										
Born										
2014	9412	352	2817	3087	1822	1039	280	15	0	0
2015	9234	291	2686	3091	1821	1097	235	12	0	1
2016	9238	244	2511	3028	2036	1112	295	12	0	0
2017	9039	228	2382	3079	2006	1058	277	8	1	0
2018	9278	224	2314	3074	2155	1187	313	11	0	0
of them: by birth order										
first										
2014	3146	311	1649	841	243	76	25	1	0	0
2015	2985	256	1541	860	224	90	14	0	0	0
2016	2619	216	1366	738	198	82	18	1	0	0
2017	2475	192	1295	747	160	56	24	1	0	0
2018	2562	194	1296	746	236	69	18	3	0	0
second										
2014	2768	41	971	1187	389	147	33	0	0	0
2015	2651	35	907	1143	403	135	26	2	0	0
2016	2566	28	884	1083	397	144	28	2	0	0
2017	2480	36	822	1112	380	106	23	1	0	0
2018	2397	30	794	1063	356	130	21	3	0	0
third										
2014	1946	0	175	792	630	292	52	5	0	0
2015	1964	0	212	770	646	286	47	3	0	0
2016	2180	0	228	863	718	301	69	1	0	0
2017	2131	0	232	855	731	251	60	1	1	0
2018	2218	0	197	900	757	308	56	0	0	0
fourth										
2014	1052	0	18	226	397	321	86	4	0	0
2015	1061	0	25	247	384	335	68	2	0	0
2016	1204	0	31	278	488	328	74	5	0	0
2017	1224	0	30	299	485	344	65	1	0	0
2018	1265	0	21	285	529	337	93	0	0	0
fifth and higher										
2014	494	0	2	40	162	202	84	4	0	0
2015	569	0	0	69	164	251	80	5	0	0
2016	669	0	2	66	235	257	106	3	0	0

Continuation

Age of mother	Total	Including								
		< 20	20-24	25-29	30-34	35-39	40-44	45-49	50+	not specified
2017	729	0	3	66	250	301	105	4	0	0
2018	836	0	6	80	277	343	125	5	0	0
not specified										
2014	6	0	2	1	1	1	0	1	0	0
2015	4	0	1	2	0	0	0	0	0	1
2016	0	0	0	0	0	0	0	0	0	0
2017	0	0	0	0	0	0	0	0	0	0
2018	0	0	0	0	0	0	0	0	0	0
Rural population										
Born										
2014	10946	513	3498	3351	2041	1238	287	17	0	1
2015	10443	419	3243	3128	2120	1249	274	10	0	0
2016	10018	359	3022	3056	2056	1203	313	9	0	0
2017	9943	311	2854	3069	2170	1235	294	9	1	0
2018	9917	341	2870	3038	2110	1221	332	5	0	0
of them: by birth order										
first										
2014	3469	455	1969	737	203	80	21	3	0	1
2015	3086	373	1784	652	193	71	12	1	0	0
2016	2660	317	1563	549	156	59	15	1	0	0
2017	2336	265	1408	468	131	56	7	0	1	0
2018	2685	304	1548	604	156	63	10	0	0	0
second										
2014	2788	58	1215	1099	294	107	15	0	0	0
2015	2785	45	1196	1106	333	93	12	0	0	0
2016	2570	42	1124	983	291	103	26	1	0	0
2017	2515	46	1084	985	307	76	17	0	0	0
2018	2295	37	971	924	251	97	15	0	0	0
third										
2014	2118	0	263	1000	597	220	36	2	0	0
2015	2036	0	227	915	649	220	25	0	0	0
2016	2205	0	289	1020	611	249	35	1	0	0
2017	2270	0	310	1086	641	196	35	2	0	0
2018	2326	0	314	1016	691	244	61	0	0	0
fourth										
2014	1381	0	43	393	539	340	62	4	0	0
2015	1375	0	33	352	579	354	57	0	0	0
2016	1433	0	41	391	613	332	56	0	0	0
2017	1528	0	50	403	650	353	71	1	0	0
2018	1389	0	34	392	589	311	62	1	0	0
fifth and higher										
2014	1183	0	3	120	408	491	153	8	0	0
2015	1156	0	2	101	365	511	168	9	0	0
2016	1150	0	5	113	385	460	181	6	0	0
2017	1294	0	2	127	441	554	164	6	0	0
2018	1222	0	3	102	423	506	184	4	0	0
not specified										
2014	7	0	5	2	0	0	0	0	0	0
2015	5	1	1	2	1	0	0	0	0	0
2016	0	0	0	0	0	0	0	0	0	0
2017	0	0	0	0	0	0	0	0	0	0
2018	0	0	0	0	0	0	0	0	0	0

Mangystau

people

Age of mother	Total	Including								
		< 20	20-24	25-29	30-34	35-39	40-44	45-49	50+	not specified
Born										
2014	19098	1177	5989	5890	3647	1931	432	30	2	0
2015	19305	1024	5687	6178	3860	2070	460	26	0	0
2016	19794	870	5540	6343	4302	2202	513	24	0	0
2017	19380	819	5204	6179	4387	2216	554	20	1	0
2018	19892	745	5200	6327	4658	2368	560	29	5	0
of them: by birth order										
first										
2014	5995	977	2920	1355	500	198	40	4	1	0
2015	5134	830	2557	1148	400	155	40	4	0	0
2016	4929	700	2469	1148	434	144	30	4	0	0
2017	4896	667	2437	1197	382	160	50	2	1	0
2018	4819	635	2450	1117	412	170	27	6	2	0
second										
2014	5272	192	2331	1874	638	196	38	3	0	0
2015	5406	185	2259	1985	672	244	56	5	0	0
2016	5231	161	2108	1945	707	258	48	4	0	0
2017	4638	149	1869	1698	650	217	47	8	0	0
2018	4734	109	1890	1777	668	232	53	5	0	0
third										
2014	4041	5	643	1822	1071	405	87	7	1	0
2015	4430	5	748	2039	1174	385	77	2	0	0
2016	4708	9	854	2061	1223	475	83	3	0	0
2017	4730	3	768	2093	1332	447	85	2	0	0
2018	4761	1	736	2178	1302	455	86	2	1	0
fourth										
2014	2387	0	78	681	947	565	108	8	0	0
2015	2696	0	97	829	1055	613	99	3	0	0
2016	2926	0	98	948	1199	542	130	9	0	0
2017	3040	0	116	914	1265	606	137	2	0	0
2018	3242	0	113	985	1373	644	125	2	0	0
fifth and higher										
2014	1368	0	4	148	485	565	158	8	0	0
2015	1602	0	4	171	557	671	188	11	0	0
2016	1990	0	9	236	736	783	222	4	0	0
2017	2076	0	14	277	758	786	235	6	0	0
2018	2336	0	11	270	903	867	269	14	2	0
not specified										
2014	35	3	13	10	6	2	1	0	0	0
2015	37	4	22	6	2	2	0	1	0	0
2016	10	0	2	5	3	0	0	0	0	0
2017	0	0	0	0	0	0	0	0	0	0
2018	0	0	0	0	0	0	0	0	0	0
Urban population										
Born										
2014	9206	485	2711	2960	1767	1028	241	13	1	0
2015	8154	333	2164	2773	1717	916	237	14	0	0
2016	8764	301	2200	2985	2028	977	258	15	0	0
2017	9147	303	2217	3081	2191	1070	271	13	1	0
2018	8783	278	2063	2925	2158	1087	247	20	5	0
of them: by birth order										
first										
2014	3159	412	1464	823	300	130	28	1	1	0

Continuation

Age of mother	Total	Including								
		< 20	20-24	25-29	30-34	35-39	40-44	45-49	50+	not specified
2015	2384	284	1096	660	221	92	27	4	0	0
2016	2512	255	1135	725	281	86	26	4	0	0
2017	2487	256	1137	728	237	96	30	2	1	0
2018	2369	236	1056	685	263	101	20	6	2	0
second										
2014	2642	71	983	1017	411	132	27	1	0	0
2015	2465	45	841	1001	390	146	37	5	0	0
2016	2456	44	764	1016	433	166	30	3	0	0
2017	2391	46	767	978	420	144	31	5	0	0
2018	2335	42	745	942	413	151	38	4	0	0
third										
2014	1889	1	238	813	538	239	56	4	0	0
2015	1816	1	199	786	564	217	47	2	0	0
2016	2085	2	270	877	626	260	47	3	0	0
2017	2260	1	268	962	714	268	45	2	0	0
2018	2144	0	226	917	661	280	57	2	1	0
fourth										
2014	1031	0	20	255	372	310	70	4	0	0
2015	981	0	17	271	366	268	58	1	0	0
2016	1123	0	28	302	476	239	73	5	0	0
2017	1294	0	40	327	564	289	72	2	0	0
2018	1216	0	33	308	547	275	51	2	0	0
fifth and higher										
2014	468	0	1	46	143	216	59	3	0	0
2015	490	0	0	52	175	193	68	2	0	0
2016	583	0	2	61	212	226	82	0	0	0
2017	715	0	5	86	256	273	93	2	0	0
2018	719	0	3	73	274	280	81	6	2	0
not specified										
2014	17	1	5	6	3	1	1	0	0	0
2015	18	3	11	3	1	0	0	0	0	0
2016	5	0	1	4	0	0	0	0	0	0
2017	0	0	0	0	0	0	0	0	0	0
2018	0	0	0	0	0	0	0	0	0	0
Rural population										
Born										
2014	9892	692	3278	2930	1880	903	191	17	1	0
2015	11151	691	3523	3405	2143	1154	223	12	0	0
2016	11030	569	3340	3358	2274	1225	255	9	0	0
2017	10233	516	2987	3098	2196	1146	283	7	0	0
2018	11109	467	3137	3402	2500	1281	313	9	0	0
of them: by birth order										
first										
2014	2836	565	1456	532	200	68	12	3	0	0
2015	2750	546	1461	488	179	63	13	0	0	0
2016	2417	445	1334	423	153	58	4	0	0	0
2017	2409	411	1300	469	145	64	20	0	0	0
2018	2450	399	1394	432	149	69	7	0	0	0
second										
2014	2630	121	1348	857	227	64	11	2	0	0
2015	2941	140	1418	984	282	98	19	0	0	0
2016	2775	117	1344	929	274	92	18	1	0	0
2017	2247	103	1102	720	230	73	16	3	0	0
2018	2399	67	1145	835	255	81	15	1	0	0

Continuation

Age of mother	Total	Including								
		< 20	20-24	25-29	30-34	35-39	40-44	45-49	50+	not specified
third										
2014	2152	4	405	1009	533	166	31	3	1	0
2015	2614	4	549	1253	610	168	30	0	0	0
2016	2623	7	584	1184	597	215	36	0	0	0
2017	2470	2	500	1131	618	179	40	0	0	0
2018	2617	1	510	1261	641	175	29	0	0	0
fourth										
2014	1356	0	58	426	575	255	38	4	0	0
2015	1715	0	80	558	689	345	41	2	0	0
2016	1803	0	70	646	723	303	57	4	0	0
2017	1746	0	76	587	701	317	65	0	0	0
2018	2026	0	80	677	826	369	74	0	0	0
fifth and higher										
2014	900	0	3	102	342	349	99	5	0	0
2015	1112	0	4	119	382	478	120	9	0	0
2016	1407	0	7	175	524	557	140	4	0	0
2017	1361	0	9	191	502	513	142	4	0	0
2018	1617	0	8	197	629	587	188	8	0	0
not specified										
2014	18	2	8	4	3	1	0	0	0	0
2015	19	1	11	3	1	2	0	1	0	0
2016	5	0	1	1	3	0	0	0	0	0
2017	0	0	0	0	0	0	0	0	0	0
2018	0	0	0	0	0	0	0	0	0	0

Pavlodar

people

Age of mother	Total	Including								
		< 20	20-24	25-29	30-34	35-39	40-44	45-49	50+	not specified
Born										
2014	13041	660	3713	4373	2592	1398	289	16	0	0
2015	12771	619	3299	4256	2800	1440	344	11	0	2
2016	12613	503	2996	4357	2983	1385	370	18	0	1
2017	12025	429	2732	3937	3064	1484	362	15	2	0
2018	11856	362	2628	3787	3074	1600	392	11	1	1
of them: by birth order										
first										
2014	5478	619	2522	1661	451	184	37	4	0	0
2015	4785	556	2168	1434	429	162	36	0	0	0
2016	4306	458	1897	1326	443	144	35	3	0	0
2017	3889	389	1682	1184	441	149	38	4	2	0
2018	3705	325	1644	1105	463	132	34	1	0	1
second										
2014	4590	41	1025	1953	1070	424	73	4	0	0
2015	4646	63	980	1955	1154	416	73	4	0	1
2016	4652	44	950	2079	1124	385	69	1	0	0
2017	4397	39	899	1818	1175	383	81	2	0	0
2018	4062	36	813	1680	1061	391	80	1	0	0
third										
2014	2028	0	147	594	761	440	82	4	0	0
2015	2271	0	131	699	821	500	119	1	0	0

Continuation

Age of mother	Total	Including								
		< 20	20-24	25-29	30-34	35-39	40-44	45-49	50+	not specified
2016	2432	1	141	760	947	452	127	4	0	0
2017	2499	1	130	758	964	528	112	6	0	0
2018	2709	1	159	798	1038	582	128	3	0	0
fourth										
2014	612	0	18	129	213	205	45	2	0	0
2015	702	0	17	130	270	213	70	2	0	0
2016	834	0	8	160	327	256	78	5	0	0
2017	841	0	19	140	360	264	57	1	0	0
2018	903	0	9	163	359	297	70	4	1	0
fifth and higher										
2014	329	0	0	33	97	145	52	2	0	0
2015	362	0	2	35	126	149	46	4	0	0
2016	387	0	0	32	141	148	61	5	0	0
2017	398	0	2	37	123	160	74	2	0	0
2018	477	0	3	41	153	198	80	2	0	0
not specified										
2014	4	0	1	3	0	0	0	0	0	0
2015	5	0	1	3	0	0	0	0	0	1
2016	2	0	0	0	1	0	0	0	0	1
2017	1	0	0	0	1	0	0	0	0	0
2018	0	0	0	0	0	0	0	0	0	0
Urban population										
Born										
2014	8980	376	2419	3139	1853	975	203	15	0	0
2015	8950	346	2213	3090	2040	1018	234	7	0	2
2016	8804	300	1983	3129	2150	977	250	14	0	1
2017	8383	244	1804	2819	2217	1043	242	12	2	0
2018	8310	209	1734	2751	2219	1133	253	9	1	1
of them: by birth order										
first										
2014	3899	350	1689	1317	358	153	28	4	0	0
2015	3551	319	1561	1147	357	137	30	0	0	0
2016	3159	277	1317	1064	356	111	31	3	0	0
2017	2841	221	1168	945	349	121	31	4	2	0
2018	2718	188	1130	882	386	106	24	1	0	1
second										
2014	3388	26	647	1439	863	345	64	4	0	0
2015	3420	27	577	1464	955	335	58	3	0	1
2016	3443	22	589	1529	921	325	56	1	0	0
2017	3278	22	568	1341	969	312	64	2	0	0
2018	3059	20	519	1276	860	316	67	1	0	0
third										
2014	1256	0	72	316	490	312	63	3	0	0
2015	1462	0	64	399	556	358	85	0	0	0
2016	1606	1	74	449	657	330	91	4	0	0
2017	1627	1	58	451	652	378	84	3	0	0
2018	1809	1	79	490	721	432	84	2	0	0
fourth										
2014	318	0	10	53	109	114	30	2	0	0
2015	377	0	10	66	130	128	41	2	0	0
2016	424	0	3	75	156	138	47	5	0	0
2017	465	0	8	67	191	167	31	1	0	0
2018	525	0	4	84	199	187	46	4	1	0
fifth and higher										
2014	116	0	0	12	33	51	18	2	0	0

Age of mother	Total	Including								
		< 20	20-24	25-29	30-34	35-39	40-44	45-49	50+	not specified
2015	138	0	0	14	42	60	20	2	0	0
2016	171	0	0	12	60	73	25	1	0	0
2017	172	0	2	15	56	65	32	2	0	0
2018	199	0	2	19	53	92	32	1	0	0
not specified										
2014	3	0	1	2	0	0	0	0	0	0
2015	2	0	1	0	0	0	0	0	0	1
2016	1	0	0	0	0	0	0	0	0	1
2017	0	0	0	0	0	0	0	0	0	0
2018	0	0	0	0	0	0	0	0	0	0
Rural population										
Born										
2014	4061	284	1294	1234	739	423	86	1	0	0
2015	3821	273	1086	1166	760	422	110	4	0	0
2016	3809	203	1013	1228	833	408	120	4	0	0
2017	3642	185	928	1118	847	441	120	3	0	0
2018	3546	153	894	1036	855	467	139	2	0	0
of them: by birth order										
first										
2014	1579	269	833	344	93	31	9	0	0	0
2015	1234	237	607	287	72	25	6	0	0	0
2016	1147	181	580	262	87	33	4	0	0	0
2017	1048	168	514	239	92	28	7	0	0	0
2018	987	137	514	223	77	26	10	0	0	0
second										
2014	1202	15	378	514	207	79	9	0	0	0
2015	1226	36	403	491	199	81	15	1	0	0
2016	1209	22	361	550	203	60	13	0	0	0
2017	1119	17	331	477	206	71	17	0	0	0
2018	1003	16	294	404	201	75	13	0	0	0
third										
2014	772	0	75	278	271	128	19	1	0	0
2015	809	0	67	300	265	142	34	1	0	0
2016	826	0	67	311	290	122	36	0	0	0
2017	872	0	72	307	312	150	28	3	0	0
2018	900	0	80	308	317	150	44	1	0	0
fourth										
2014	294	0	8	76	104	91	15	0	0	0
2015	325	0	7	64	140	85	29	0	0	0
2016	410	0	5	85	171	118	31	0	0	0
2017	376	0	11	73	169	97	26	0	0	0
2018	378	0	5	79	160	110	24	0	0	0
fifth and higher										
2014	213	0	0	21	64	94	34	0	0	0
2015	224	0	2	21	84	89	26	2	0	0
2016	216	0	0	20	81	75	36	4	0	0
2017	226	0	0	22	67	95	42	0	0	0
2018	278	0	1	22	100	106	48	1	0	0
not specified										
2014	1	0	0	1	0	0	0	0	0	0
2015	3	0	0	3	0	0	0	0	0	0
2016	1	0	0	0	1	0	0	0	0	0
2017	1	0	0	0	1	0	0	0	0	0
2018	0	0	0	0	0	0	0	0	0	0

Soltustik Kazakhstan

people

Age of mother	Total	Including								
		< 20	20-24	25-29	30-34	35-39	40-44	45-49	50+	not specified
Born										
2014	8216	516	2466	2653	1611	810	154	6	0	0
2015	8132	444	2269	2729	1690	806	187	7	0	0
2016	7694	420	1987	2544	1725	841	169	7	1	0
2017	7387	322	1818	2443	1781	807	206	10	0	0
2018	7194	306	1722	2295	1800	877	186	8	0	0
of them: by birth order										
first										
2014	3433	484	1655	963	231	85	15	0	0	0
2015	3297	413	1522	979	284	84	15	0	0	0
2016	2892	379	1308	836	273	81	14	0	1	0
2017	2590	286	1191	751	268	80	14	0	0	0
2018	2412	283	1074	717	249	75	12	2	0	0
second										
2014	2938	32	704	1220	707	243	32	0	0	0
2015	2879	29	638	1246	674	243	47	2	0	0
2016	2814	40	569	1188	736	245	35	1	0	0
2017	2751	34	548	1158	735	225	49	2	0	0
2018	2637	22	536	1064	746	232	34	3	0	0
third										
2014	1231	0	97	372	452	252	55	3	0	0
2015	1343	2	99	395	499	281	65	2	0	0
2016	1342	1	97	411	484	281	63	5	0	0
2017	1334	2	73	432	519	241	65	2	0	0
2018	1402	1	97	414	538	295	56	1	0	0
fourth										
2014	392	0	6	74	153	136	21	2	0	0
2015	398	0	9	82	154	124	28	1	0	0
2016	416	0	10	88	154	136	27	1	0	0
2017	462	0	4	87	180	149	39	3	0	0
2018	470	0	13	79	184	154	40	0	0	0
fifth and higher										
2014	218	0	2	22	68	94	31	1	0	0
2015	213	0	1	25	79	74	32	2	0	0
2016	229	0	3	21	78	98	29	0	0	0
2017	250	0	2	15	79	112	39	3	0	0
2018	273	0	2	21	83	121	44	2	0	0
not specified										
2014	4	0	2	2	0	0	0	0	0	0
2015	2	0	0	2	0	0	0	0	0	0
2016	1	0	0	0	0	0	1	0	0	0
2017	0	0	0	0	0	0	0	0	0	0
2018	0	0	0	0	0	0	0	0	0	0
Urban population										
Born										
2014	3878	136	1062	1402	832	370	75	1	0	0
2015	3879	135	1009	1420	850	371	92	2	0	0
2016	3778	129	897	1323	927	422	76	3	1	0
2017	3559	99	823	1265	914	369	86	3	0	0
2018	3566	95	749	1232	966	439	79	6	0	0
of them: by birth order										
first										
2014	1793	130	807	630	161	56	9	0	0	0

Age of mother	Total	Including								
		< 20	20-24	25-29	30-34	35-39	40-44	45-49	50+	not specified
2015	1737	125	761	597	193	51	10	0	0	0
2016	1596	114	652	561	202	58	8	0	1	0
2017	1433	92	596	499	180	58	8	0	0	0
2018	1359	90	527	508	171	52	9	2	0	0
second										
2014	1475	6	228	635	439	143	24	0	0	0
2015	1483	9	212	653	427	153	28	1	0	0
2016	1512	15	215	620	470	170	21	1	0	0
2017	1446	7	207	583	467	143	38	1	0	0
2018	1419	5	192	564	478	158	20	2	0	0
third										
2014	438	0	24	115	168	103	28	0	0	0
2015	498	1	31	135	180	119	31	1	0	0
2016	490	0	25	122	189	124	28	2	0	0
2017	511	0	16	154	213	103	25	0	0	0
2018	594	0	26	138	255	145	30	0	0	0
fourth										
2014	111	0	2	14	42	44	8	1	0	0
2015	100	0	4	27	28	31	10	0	0	0
2016	123	0	4	16	46	48	9	0	0	0
2017	114	0	3	26	41	34	9	1	0	0
2018	133	0	4	15	48	53	13	0	0	0
fifth and higher										
2014	58	0	0	6	22	24	6	0	0	0
2015	60	0	1	7	22	17	13	0	0	0
2016	57	0	1	4	20	22	10	0	0	0
2017	55	0	1	3	13	31	6	1	0	0
2018	61	0	0	7	14	31	7	2	0	0
not specified										
2014	3	0	1	2	0	0	0	0	0	0
2015	1	0	0	1	0	0	0	0	0	0
2016	0	0	0	0	0	0	0	0	0	0
2017	0	0	0	0	0	0	0	0	0	0
2018	0	0	0	0	0	0	0	0	0	0
Rural population										
Born										
2014	4338	380	1404	1251	779	440	79	5	0	0
2015	4253	309	1260	1309	840	435	95	5	0	0
2016	3916	291	1090	1221	798	419	93	4	0	0
2017	3828	223	995	1178	867	438	120	7	0	0
2018	3628	211	973	1063	834	438	107	2	0	0
of them: by birth order										
first										
2014	1640	354	848	333	70	29	6	0	0	0
2015	1560	288	761	382	91	33	5	0	0	0
2016	1296	265	656	275	71	23	6	0	0	0
2017	1157	194	595	252	88	22	6	0	0	0
2018	1053	193	547	209	78	23	3	0	0	0
second										
2014	1463	26	476	585	268	100	8	0	0	0
2015	1396	20	426	593	247	90	19	1	0	0
2016	1302	25	354	568	266	75	14	0	0	0
2017	1305	27	341	575	268	82	11	1	0	0
2018	1218	17	344	500	268	74	14	1	0	0
third										

Continuation

Age of mother	Total	Including								
		< 20	20-24	25-29	30-34	35-39	40-44	45-49	50+	not specified
2014	793	0	73	257	284	149	27	3	0	0
2015	845	1	68	260	319	162	34	1	0	0
2016	852	1	72	289	295	157	35	3	0	0
2017	823	2	57	278	306	138	40	2	0	0
2018	808	1	71	276	283	150	26	1	0	0
fourth										
2014	281	0	4	60	111	92	13	1	0	0
2015	298	0	5	55	126	93	18	1	0	0
2016	293	0	6	72	108	88	18	1	0	0
2017	348	0	1	61	139	115	30	2	0	0
2018	337	0	9	64	136	101	27	0	0	0
fifth and higher										
2014	160	0	2	16	46	70	25	1	0	0
2015	153	0	0	18	57	57	19	2	0	0
2016	172	0	2	17	58	76	19	0	0	0
2017	195	0	1	12	66	81	33	2	0	0
2018	212	0	2	14	69	90	37	0	0	0
not specified										
2014	1	0	1	0	0	0	0	0	0	0
2015	1	0	0	1	0	0	0	0	0	0
2016	1	0	0	0	0	0	1	0	0	0
2017	0	0	0	0	0	0	0	0	0	0
2018	0	0	0	0	0	0	0	0	0	0

Turkistan*

people

Age of mother	Total	Including								
		< 20	20-24	25-29	30-34	35-39	40-44	45-49	50+	not specified
Born										
2014	81979	4400	29846	25865	13668	6675	1456	62	6	1
2015	81709	3979	28973	25745	14699	6784	1467	53	6	3
2016	81456	3530	28040	25959	15322	7042	1509	49	2	3
2017	53252	2511	18478	16438	10134	4711	942	34	3	1
2018	54134	2438	18301	16542	10891	4926	1004	30	0	2
of them: by birth order										
first										
2014	23218	3550	13807	4196	1109	452	96	6	2	0
2015	22839	3348	13436	4177	1288	470	111	5	2	2
2016	24041	3060	13766	4760	1659	642	148	6	0	0
2017	14646	2173	8775	2430	839	341	87	1	0	0
2018	14530	2175	8661	2418	889	316	69	2	0	0
second										
2014	19086	464	9934	6561	1515	503	100	9	0	0
2015	19719	452	10429	6572	1630	533	99	4	0	0
2016	19473	408	10002	6747	1671	552	88	5	0	0
2017	11909	335	6818	3599	854	259	43	0	0	1
2018	11723	259	6681	3602	894	237	49	1	0	0
third										
2014	14468	0	2825	7554	3034	884	160	11	0	0
2015	15595	0	3053	8098	3279	994	166	5	0	0
2016	16303	0	3130	8496	3511	986	174	6	0	0
2017	11216	2	2490	5918	2186	534	84	1	1	0
2018	11513	4	2546	6023	2292	567	79	2	0	0

Age of mother	Total	Including								
		< 20	20-24	25-29	30-34	35-39	40-44	45-49	50+	not specified
fourth										
2014	9240	0	402	3731	3492	1375	231	9	0	0
2015	10176	0	396	4067	3970	1487	246	9	1	0
2016	10896	0	434	4206	4345	1645	255	9	2	0
2017	8006	0	354	3405	3085	1003	154	4	1	0
2018	8399	0	377	3445	3381	1054	139	3	0	0
fifth and higher										
2014	8333	0	51	1210	3332	2951	764	22	3	0
2015	8737	0	70	1250	3693	2951	745	25	3	0
2016	8759	0	42	1124	3730	3039	802	22	0	0
2017	7455	0	31	1078	3170	2573	574	28	1	0
2018	7967	0	36	1054	3435	2752	668	22	0	0
not specified										
2014	7634	386	2827	2613	1186	510	105	5	1	1
2015	4643	179	1589	1581	839	349	100	5	0	1
2016	1984	62	666	626	406	178	42	1	0	3
2017	20	1	10	8	0	1	0	0	0	0
2018	2	0	0	0	0	0	0	0	0	2
Urban population										
Born										
2014	37392	1783	13229	12087	6385	3192	681	31	3	1
2015	37842	1567	12873	12342	7007	3295	727	22	6	3
2016	38812	1414	12728	12763	7637	3459	784	23	1	3
2017	13391	575	4460	4101	2647	1327	270	8	3	0
2018	14225	552	4664	4347	2953	1408	290	10	0	1
of them: by birth order										
first										
2014	11034	1455	6445	2205	607	262	56	2	2	0
2015	11237	1316	6381	2378	790	289	75	4	2	2
2016	12538	1235	6846	2870	1078	413	92	4	0	0
2017	3701	499	2189	650	236	96	31	0	0	0
2018	4478	485	2493	905	403	155	35	2	0	0
second										
2014	9237	188	4282	3441	902	343	76	5	0	0
2015	9630	179	4490	3554	994	340	69	4	0	0
2016	9605	171	4301	3675	1046	349	59	4	0	0
2017	3087	76	1648	978	269	97	19	0	0	0
2018	2983	67	1531	1006	283	78	17	1	0	0
third										
2014	6863	0	1142	3428	1645	532	110	6	0	0
2015	7504	0	1150	3767	1845	628	112	2	0	0
2016	8079	0	1236	4071	2019	629	123	1	0	0
2017	2812	0	532	1476	609	169	25	0	1	0
2018	2879	0	550	1494	610	195	28	2	0	0
fourth										
2014	3951	0	130	1419	1552	728	117	5	0	0
2015	4357	0	125	1492	1803	791	142	3	1	0
2016	4905	0	150	1652	2052	889	156	5	1	0
2017	2012	0	83	763	808	308	48	1	1	0
2018	2051	0	76	733	879	320	42	1	0	0
fifth and higher										
2014	2925	0	18	383	1140	1096	277	10	1	0
2015	3116	0	34	444	1228	1097	302	8	3	0
2016	3193	0	15	352	1332	1141	345	8	0	0
2017	1779	0	8	234	725	657	147	7	1	0

Continuation

Age of mother	Total	Including								
		< 20	20-24	25-29	30-34	35-39	40-44	45-49	50+	not specified
2018	1833	0	14	209	778	660	168	4	0	0
not specified										
2014	3382	140	1212	1211	539	231	45	3	0	1
2015	1998	72	693	707	347	150	27	1	0	1
2016	492	8	180	143	110	38	9	1	0	3
2017	0	0	0	0	0	0	0	0	0	0
2018	1	0	0	0	0	0	0	0	0	1
Rural population										
Born										
2014	44587	2617	16617	13778	7283	3483	775	31	3	0
2015	43867	2412	16100	13403	7692	3489	740	31	0	0
2016	42644	2116	15312	13196	7685	3583	725	26	1	0
2017	39861	1936	14018	12337	7487	3384	672	26	0	1
2018	39909	1886	13637	12195	7938	3518	714	20	0	1
of them: by birth order										
first										
2014	12184	2095	7362	1991	502	190	40	4	0	0
2015	11602	2032	7055	1799	498	181	36	1	0	0
2016	11503	1825	6920	1890	581	229	56	2	0	0
2017	10945	1674	6586	1780	603	245	56	1	0	0
2018	10052	1690	6168	1513	486	161	34	0	0	0
second										
2014	9849	276	5652	3120	613	160	24	4	0	0
2015	10089	273	5939	3018	636	193	30	0	0	0
2016	9868	237	5701	3072	625	203	29	1	0	0
2017	8822	259	5170	2621	585	162	24	0	0	1
2018	8740	192	5150	2596	611	159	32	0	0	0
third										
2014	7605	0	1683	4126	1389	352	50	5	0	0
2015	8091	0	1903	4331	1434	366	54	3	0	0
2016	8224	0	1894	4425	1492	357	51	5	0	0
2017	8404	2	1958	4442	1577	365	59	1	0	0
2018	8634	4	1996	4529	1682	372	51	0	0	0
fourth										
2014	5289	0	272	2312	1940	647	114	4	0	0
2015	5819	0	271	2575	2167	696	104	6	0	0
2016	5991	0	284	2554	2293	756	99	4	1	0
2017	5994	0	271	2642	2277	695	106	3	0	0
2018	6348	0	301	2712	2502	734	97	2	0	0
fifth and higher										
2014	5408	0	33	827	2192	1855	487	12	2	0
2015	5621	0	36	806	2465	1854	443	17	0	0
2016	5566	0	27	772	2398	1898	457	14	0	0
2017	5676	0	23	844	2445	1916	427	21	0	0
2018	6134	0	22	845	2657	2092	500	18	0	0
not specified										
2014	4252	246	1615	1402	647	279	60	2	1	0
2015	2645	107	896	874	492	199	73	4	0	0
2016	1492	54	486	483	296	140	33	0	0	0
2017	20	1	10	8	0	1	0	0	0	0
2018	1	0	0	0	0	0	0	0	0	1

* Hereinafter data for 2014-2016 for the Ontustik Kazakhstan.

Shygys Kazakhstan

people

Age of mother	Total	Including								
		< 20	20-24	25-29	30-34	35-39	40-44	45-49	50+	not specified
Born										
2014	23726	1185	6730	7879	4800	2555	551	25	0	1
2015	22892	936	6167	7612	4873	2638	633	29	2	2
2016	22918	850	5756	7700	5159	2745	686	20	2	0
2017	22164	737	5258	7359	5251	2770	762	25	0	2
2018	21861	703	4792	7202	5599	2811	723	31	0	0
of them: by birth order										
first										
2014	9573	1093	4552	2822	760	281	61	3	0	1
2015	8423	864	4052	2467	707	275	51	4	2	1
2016	7966	790	3653	2449	757	258	57	1	1	0
2017	7067	667	3298	2130	671	236	59	5	0	1
2018	6518	619	2925	1997	700	220	53	4	0	0
second										
2014	7979	80	1850	3408	1829	685	122	5	0	0
2015	7963	70	1810	3475	1794	672	136	5	0	1
2016	8012	60	1798	3442	1869	705	134	4	0	0
2017	7653	66	1647	3329	1800	662	144	5	0	0
2018	7413	78	1512	3178	1909	600	130	6	0	0
third										
2014	3885	1	258	1239	1415	823	143	6	0	0
2015	4148	2	270	1294	1545	859	171	7	0	0
2016	4399	0	282	1398	1624	885	208	2	0	0
2017	4606	4	282	1457	1730	907	222	4	0	0
2018	4960	4	314	1589	1890	941	218	4	0	0
fourth										
2014	1400	0	26	303	529	428	109	5	0	0
2015	1464	0	27	289	550	461	132	5	0	0
2016	1589	0	21	324	605	492	142	5	0	0
2017	1803	0	28	348	755	518	147	7	0	0
2018	1906	0	35	359	756	601	148	7	0	0
fifth and higher										
2014	761	0	5	67	243	327	113	6	0	0
2015	854	0	1	69	268	366	142	8	0	0
2016	948	0	1	86	303	404	145	8	1	0
2017	1027	0	1	93	294	446	189	4	0	0
2018	1056	0	2	78	344	448	174	10	0	0
not specified										
2014	128	11	39	40	24	11	3	0	0	0
2015	40	0	7	18	9	5	1	0	0	0
2016	4	0	1	1	1	1	0	0	0	0
2017	8	0	2	2	1	1	1	0	0	1
2018	8	2	4	1	0	1	0	0	0	0
Urban population										
Born										
2014	14635	611	4136	5040	2995	1522	316	14	0	1
2015	14482	506	3894	5039	3099	1557	367	17	1	2
2016	14656	472	3640	5113	3328	1684	405	12	2	0
2017	14161	406	3311	4938	3368	1686	438	13	0	1
2018	14201	388	3045	4814	3760	1769	408	17	0	0
of them: by birth order										
first										
2014	6298	565	2932	1999	555	202	43	1	0	

Continuation

Age of mother	Total	Including								
		< 20	20-24	25-29	30-34	35-39	40-44	45-49	50+	not specified
2015	5834	469	2705	1878	534	202	42	2	1	1
2016	5556	447	2425	1842	599	202	40	0	1	0
2017	4854	372	2154	1583	517	181	43	4	0	0
2018	4591	347	1977	1483	565	176	39	4	0	0
second										
2014	5300	42	1064	2262	1312	525	90	5	0	0
2015	5310	36	1039	2334	1302	484	109	5	0	1
2016	5466	25	1073	2349	1391	531	93	4	0	0
2017	5255	33	1002	2318	1321	477	100	4	0	0
2018	5184	38	899	2230	1450	465	97	5	0	0
third										
2014	2173	1	123	624	830	500	91	4	0	0
2015	2394	1	137	682	922	537	110	5	0	0
2016	2559	0	130	748	970	570	139	2	0	0
2017	2786	1	140	849	1071	581	142	2	0	0
2018	3037	2	152	909	1214	620	137	3	0	0
fourth										
2014	594	0	6	122	216	193	54	3	0	0
2015	636	0	10	110	249	202	62	3	0	0
2016	746	0	10	133	282	231	87	3	0	0
2017	875	0	13	154	355	267	83	3	0	0
2018	980	0	15	160	399	324	77	5	0	0
fifth and higher										
2014	226	0	1	19	69	100	36	1	0	0
2015	294	0	0	28	89	131	44	2	0	0
2016	327	0	1	41	85	150	46	3	1	0
2017	385	0	0	33	103	180	69	0	0	0
2018	407	0	1	32	132	184	58	0	0	0
not specified										
2014	44	3	10	14	13	2	2	0	0	0
2015	14	0	3	7	3	1	0	0	0	0
2016	2	0	1	0	1	0	0	0	0	0
2017	6	0	2	1	1	0	1	0	0	1
2018	2	1	1	0	0	0	0	0	0	0
Rural population										
Born										
2014	9091	574	2594	2839	1805	1033	235	11	0	0
2015	8410	430	2273	2573	1774	1081	266	12	1	0
2016	8262	378	2116	2587	1831	1061	281	8	0	0
2017	8003	331	1947	2421	1883	1084	324	12	0	1
2018	7660	315	1747	2388	1839	1042	315	14	0	0
of them: by birth order										
first										
2014	3275	528	1620	823	205	79	18	2	0	0
2015	2589	395	1347	589	173	73	9	2	1	0
2016	2410	343	1228	607	158	56	17	1	0	0
2017	2213	295	1144	547	154	55	16	1	0	1
2018	1927	272	948	514	135	44	14	0	0	0
second										
2014	2679	38	786	1146	517	160	32	0	0	0
2015	2653	34	771	1141	492	188	27	0	0	0
2016	2546	35	725	1093	478	174	41	0	0	0
2017	2398	33	645	1011	479	185	44	1	0	0
2018	2229	40	613	948	459	135	33	1	0	0
third										

Continuation

Age of mother	Total	Including								
		< 20	20-24	25-29	30-34	35-39	40-44	45-49	50+	not specified
2014	1712	0	135	615	585	323	52	2	0	0
2015	1754	1	133	612	623	322	61	2	0	0
2016	1840	0	152	650	654	315	69	0	0	0
2017	1820	3	142	608	659	326	80	2	0	0
2018	1923	2	162	680	676	321	81	1	0	0
fourth										
2014	806	0	20	181	313	235	55	2	0	0
2015	828	0	17	179	301	259	70	2	0	0
2016	843	0	11	191	323	261	55	2	0	0
2017	928	0	15	194	400	251	64	4	0	0
2018	926	0	20	199	357	277	71	2	0	0
fifth and higher										
2014	535	0	4	48	174	227	77	5	0	0
2015	560	0	1	41	179	235	98	6	0	0
2016	621	0	0	45	218	254	99	5	0	0
2017	642	0	1	60	191	266	120	4	0	0
2018	649	0	1	46	212	264	116	10	0	0
not specified										
2014	84	8	29	26	11	9	1	0	0	0
2015	26	0	4	11	6	4	1	0	0	0
2016	2	0	0	1	0	1	0	0	0	0
2017	2	0	0	1	0	1	0	0	0	0
2018	6	1	3	1	0	1	0	0	0	0

Nur-Sultan city

people

Age of mother	Total	Including								
		< 20	20-24	25-29	30-34	35-39	40-44	45-49	50+	not specified
Born										
2014	24082	564	5896	9080	5344	2545	621	27	1	4
2015	26134	464	6037	9835	6076	3012	676	32	1	1
2016	27845	440	5972	10529	6895	3201	762	41	3	2
2017	28276	410	5750	10329	7403	3468	866	46	3	1
2018	29181	406	5597	10387	8050	3748	928	58	7	0
of them: by birth order										
first										
2014	9539	505	3959	3509	1084	383	91	8	0	0
2015	9629	411	3893	3662	1151	423	80	8	1	0
2016	9826	393	3759	3761	1335	449	110	17	2	0
2017	9354	363	3634	3564	1220	433	122	16	2	0
2018	9368	362	3535	3582	1318	427	123	15	6	0
second										
2014	7992	54	1624	3661	1875	649	124	4	1	0
2015	8909	53	1781	4016	2151	752	152	4	0	0
2016	9274	45	1817	4282	2215	763	144	7	0	1
2017	9345	46	1747	4222	2396	776	153	5	0	0
2018	9258	42	1655	4094	2450	823	182	11	1	0
third										
2014	4373	1	238	1491	1597	858	182	6	0	0
2015	5003	0	312	1668	1854	967	194	8	0	0
2016	5686	1	335	1877	2197	1050	220	6	0	0
2017	6157	1	329	1986	2458	1132	244	6	1	0
2018	6651	2	359	2100	2729	1196	250	15	0	0

Continuation

Age of mother	Total	Including								
		< 20	20-24	25-29	30-34	35-39	40-44	45-49	50+	not specified
fourth										
2014	1429	0	23	305	542	429	126	4	0	0
2015	1819	0	27	392	672	573	148	7	0	0
2016	2168	0	45	483	854	614	170	2	0	0
2017	2417	0	37	461	992	735	180	12	0	0
2018	2786	0	43	506	1154	869	203	11	0	0
fifth and higher										
2014	567	0	6	52	201	211	93	4	0	0
2015	707	0	3	76	235	290	99	4	0	0
2016	844	0	6	109	285	318	116	9	1	0
2017	999	0	2	94	337	392	167	7	0	0
2018	1117	0	4	105	399	433	170	6	0	0
not specified										
2014	182	4	46	62	45	15	5	1	0	4
2015	67	0	21	21	13	7	3	1	0	1
2016	47	1	10	17	9	7	2	0	0	1
2017	4	0	1	2	0	0	0	0	0	1
2018	1	0	1	0	0	0	0	0	0	0

Almaty city

people

Age of mother	Total	Including								
		< 20	20-24	25-29	30-34	35-39	40-44	45-49	50+	not specified
Born										
2014	29672	711	6534	10677	7038	3675	966	62	9	0
2015	31159	599	6453	11451	7656	3891	1014	84	11	0
2016	31704	613	6134	11546	8219	4069	1038	77	8	0
2017	31423	549	5837	11266	8299	4257	1125	76	14	0
2018	33259	517	6119	11567	9180	4616	1165	87	8	0
of them: by birth order										
first										
2014	14599	649	4920	5417	2330	1013	247	19	4	0
2015	15764	554	4775	6030	2796	1224	338	39	8	0
2016	15192	557	4402	5776	2875	1224	322	33	3	0
2017	12448	498	3934	4791	2081	856	260	23	5	0
2018	13413	463	4188	5140	2388	986	211	31	6	0
second										
2014	9219	62	1399	3850	2535	1104	249	19	1	0
2015	8782	45	1425	3751	2338	1012	195	14	2	0
2016	8937	56	1495	3881	2359	916	213	15	2	0
2017	9900	51	1622	4205	2696	1080	219	23	4	0
2018	9841	54	1639	4057	2801	1051	214	23	2	0
third										
2014	4104	0	186	1167	1585	908	243	13	2	0
2015	4557	0	229	1354	1785	938	235	15	1	0
2016	5079	0	209	1502	2037	1080	241	9	1	0
2017	5958	0	254	1777	2341	1247	317	19	3	0
2018	6537	0	256	1905	2689	1358	316	13	0	0
fourth										
2014	1142	0	18	187	393	404	129	9	2	0
2015	1207	0	13	206	469	389	124	6	0	0
2016	1841	0	20	333	730	600	145	11	2	0
2017	2302	0	26	411	918	737	197	11	2	0

Continuation

Age of mother	Total	Including								
		< 20	20-24	25-29	30-34	35-39	40-44	45-49	50+	not specified
2018	2473	0	33	381	975	819	254	11	0	0
fifth and higher										
2014	586	0	4	48	190	244	98	2	0	0
2015	831	0	7	104	262	326	122	10	0	0
2016	644	0	7	46	217	249	116	9	0	0
2017	814	0	1	82	262	337	132	0	0	0
2018	995	0	3	84	327	402	170	9	0	0
not specified										
2014	22	0	7	8	5	2	0	0	0	0
2015	18	0	4	6	6	2	0	0	0	0
2016	11	0	1	8	1	0	1	0	0	0
2017	1	0	0	0	1	0	0	0	0	0
2018	0	0	0	0	0	0	0	0	0	0

Shymkent city

people

Age of mother	Total	Including								
		< 20	20-24	25-29	30-34	35-39	40-44	45-49	50+	not specified
Born										
2014	-	-	-	-	-	-	-	-	-	-
2015	-	-	-	-	-	-	-	-	-	-
2016	-	-	-	-	-	-	-	-	-	-
2017	25738	833	7901	8691	5383	2368	541	19	1	1
2018	27000	865	8199	8943	5976	2479	518	19	1	0
of them: by birth order										
first										
2014	-	-	-	-	-	-	-	-	-	-
2015	-	-	-	-	-	-	-	-	-	-
2016	-	-	-	-	-	-	-	-	-	-
2017	7032	720	4129	1617	400	134	31	0	0	1
2018	7256	760	4256	1617	450	140	30	3	0	0
second										
2014	-	-	-	-	-	-	-	-	-	-
2015	-	-	-	-	-	-	-	-	-	-
2016	-	-	-	-	-	-	-	-	-	-
2017	6824	111	2875	2683	830	272	52	0	1	0
2018	7113	104	3040	2707	922	269	66	5	0	0
third										
2014	-	-	-	-	-	-	-	-	-	-
2015	-	-	-	-	-	-	-	-	-	-
2016	-	-	-	-	-	-	-	-	-	-
2017	5932	2	799	2926	1646	458	96	5	0	0
2018	6311	1	811	3146	1761	510	79	2	1	0
fourth										
2014	-	-	-	-	-	-	-	-	-	-
2015	-	-	-	-	-	-	-	-	-	-
2016	-	-	-	-	-	-	-	-	-	-
2017	3697	0	90	1187	1619	665	133	3	0	0
2018	3824	0	79	1182	1775	670	116	2	0	0
fifth and higher										
2014	-	-	-	-	-	-	-	-	-	-
2015	-	-	-	-	-	-	-	-	-	-
2016	-	-	-	-	-	-	-	-	-	-

Continuation

Age of mother	Total	Including								not specified
		< 20	20-24	25-29	30-34	35-39	40-44	45-49	50+	
2017	2247	0	5	276	888	838	229	11	0	0
2018	2496	0	13	291	1068	890	227	7	0	0
not specified										
2014	-	-	-	-	-	-	-	-	-	-
2015	-	-	-	-	-	-	-	-	-	-
2016	-	-	-	-	-	-	-	-	-	-
2017	6	0	3	2	0	1	0	0	0	0
2018	0	0	0	0	0	0	0	0	0	0

6.2 Fertility rates by age groups

number of births per 1000 women

	15-49	Age groups of mothers						
		15-19	20-24	25-29	30-34	35-39	40-44	45-49
Total								
Republic of Kazakhstan								
2014	87.32	34.46	161.54	161.16	112.75	64.21	16.00	0.84
2015	87.40	30.98	161.18	159.73	116.01	66.78	16.43	0.90
2016	88.13	28.13	162.32	162.00	119.67	68.65	17.17	0.88
2017	85.92	24.92	159.04	159.38	118.20	69.17	17.96	0.90
2018	87.64	23.92	164.52	164.62	122.88	71.87	18.59	0.91
Akmola								
2014	69.01	33.11	134.19	140.01	97.47	48.84	12.41	0.63
2015	68.91	30.42	128.68	141.14	95.67	54.51	13.11	0.56
2016	69.18	26.08	126.71	146.43	97.88	54.05	13.74	0.32
2017	69.64	24.91	123.03	144.90	105.58	56.59	15.11	0.52
2018	71.04	21.61	126.95	150.33	108.66	60.24	15.32	0.72
Aktobe								
2014	86.76	31.78	141.18	160.21	115.96	70.22	16.46	0.60
2015	89.03	30.18	149.28	153.59	120.63	77.26	18.53	0.90
2016	88.97	25.90	150.61	152.64	125.26	76.72	17.26	1.05
2017	86.61	21.33	151.61	145.84	121.52	79.13	19.47	0.78
2018	89.11	17.74	164.70	146.09	131.01	80.44	20.91	0.56
Almaty								
2014	98.59	39.80	191.76	182.38	122.28	70.14	18.64	1.07
2015	99.95	36.15	190.66	188.22	128.40	74.42	19.05	1.17
2016	104.67	35.03	202.11	200.80	137.27	79.59	20.28	1.21
2017	103.42	29.77	198.44	207.71	140.10	81.70	20.68	1.23
2018	105.08	28.76	201.29	219.49	148.84	84.36	22.28	1.09
Atyrau								
2014	109.85	45.46	204.93	195.07	139.82	83.32	23.70	0.79
2015	109.96	39.90	202.85	192.21	144.28	90.73	22.89	0.68
2016	112.06	35.11	199.58	203.77	147.25	93.67	25.46	1.13
2017	109.87	30.99	191.74	202.13	148.71	91.71	28.42	1.48
2018	113.20	28.21	193.74	210.98	160.59	99.34	27.15	0.80
Batys Kazakhstan								
2014	79.59	32.39	146.67	150.00	111.00	60.81	11.92	0.42
2015	79.86	25.96	146.50	152.23	112.86	61.17	12.46	0.66
2016	81.94	26.18	144.38	158.52	114.32	67.08	15.54	0.52
2017	80.79	20.59	143.30	155.55	115.02	70.38	15.48	0.81
2018	82.76	20.94	142.03	162.48	123.70	70.16	16.88	0.67
Zhambyl								
2014	108.50	50.23	220.78	204.24	136.86	74.22	19.45	0.71
2015	105.22	46.03	211.77	198.24	135.03	74.66	18.96	0.84
2016	105.59	41.14	211.88	200.27	141.11	79.52	18.39	0.71
2017	101.01	35.47	204.30	198.70	135.97	77.18	19.32	0.55

	15-49	Age groups of mothers						
		15-19	20-24	25-29	30-34	35-39	40-44	45-49
2018	104.71	36.64	213.14	206.98	145.24	83.13	21.24	0.84
Karagandy								
2014	68.88	32.07	131.77	133.41	89.83	50.08	11.54	0.56
2015	68.41	28.30	127.12	133.58	91.49	52.80	12.01	0.72
2016	67.92	24.07	126.60	134.04	94.30	51.94	12.02	0.50
2017	65.50	20.48	122.77	129.73	92.55	52.20	13.11	0.60
2018	67.12	20.42	126.37	133.97	98.49	54.84	13.21	0.53
Kostanai								
2014	54.82	29.07	103.75	101.35	69.19	40.58	10.04	0.32
2015	55.59	26.68	107.11	100.43	74.85	40.63	9.83	0.39
2016	54.37	24.60	105.15	98.63	73.46	42.71	9.56	0.72
2017	52.85	20.14	101.06	98.62	74.32	42.94	9.70	0.50
2018	53.19	18.63	104.13	99.64	75.42	45.98	10.29	0.56
Kyzylorda								
2014	107.83	28.24	200.50	212.83	146.43	90.76	24.00	1.50
2015	104.40	24.47	187.88	204.16	146.48	93.13	21.27	1.03
2016	102.77	21.71	180.01	201.28	147.98	92.34	25.26	0.96
2017	101.20	19.39	170.26	203.30	150.92	91.33	23.68	0.87
2018	102.91	20.75	176.39	205.75	149.37	96.16	26.68	0.71
Mangystau								
2014	121.63	53.82	230.57	202.16	149.73	92.94	23.56	1.93
2015	121.69	48.45	223.02	210.54	151.31	96.18	24.52	1.54
2016	123.88	42.25	224.51	217.21	160.95	99.33	26.89	1.38
2017	120.46	39.81	218.43	216.52	156.94	97.49	28.32	1.19
2018	122.38	35.04	226.73	228.25	160.53	100.91	27.74	1.89
Pavlodar								
2014	65.27	30.04	126.69	128.43	87.29	48.91	10.15	0.58
2015	64.93	29.56	120.09	125.71	92.81	50.83	12.12	0.40
2016	65.36	25.18	116.82	132.18	96.97	49.33	13.11	0.66
2017	63.66	22.08	114.72	125.71	97.35	53.57	12.96	0.62
2018	63.93	18.47	119.04	128.50	96.21	57.93	14.25	0.44
Soltustik Kazakhstan								
2014	59.05	29.49	129.42	126.00	76.17	39.34	7.75	0.30
2015	59.87	26.72	120.26	137.09	80.53	39.76	9.41	0.36
2016	58.15	26.19	109.30	135.24	83.47	42.17	8.56	0.42
2017	57.00	20.54	105.78	135.72	87.70	40.48	10.49	0.53
2018	56.57	19.55	105.40	132.84	90.54	44.27	9.54	0.43
Turkistan*								
2014	118.60	37.43	247.23	220.08	141.72	77.46	18.29	0.93
2015	117.94	35.04	242.56	216.88	147.35	77.76	18.20	0.80
2016	117.67	31.81	241.64	219.64	148.19	80.21	18.48	0.69
2017	118.65	30.99	246.42	246.49	152.79	82.41	17.64	0.75
2018	122.43	30.84	262.81	252.61	162.57	85.15	18.80	0.60
Shygys Kazakhstan								
2014	66.76	28.79	122.15	131.81	92.91	50.38	11.22	0.52
2015	65.65	24.10	121.12	125.93	93.82	52.50	12.82	0.66
2016	67.16	22.98	123.91	128.55	98.09	55.31	13.91	0.47
2017	66.29	20.48	123.92	127.74	97.88	56.32	15.55	0.54
2018	66.65	19.52	121.86	133.27	102.16	57.59	14.93	0.67
Nur-Sultan city								
2014	94.78	26.71	141.25	159.55	119.38	71.21	21.49	1.12
2015	102.17	23.05	162.36	170.22	128.27	79.98	22.47	1.29
2016	103.57	18.71	165.25	179.82	134.29	79.59	23.77	1.63
2017	97.97	14.99	148.57	174.45	131.11	79.77	25.05	1.70
2018	97.97	15.07	141.51	180.23	133.37	81.13	25.23	2.14
Almaty city								
2014	60.75	15.95	68.18	105.60	92.82	58.12	16.72	1.42

Continuation

	15-49	Age groups of mothers						
		15-19	20-24	25-29	30-34	35-39	40-44	45-49
2015	60.59	12.94	71.15	101.42	92.71	57.37	16.61	1.80
2016	60.04	13.50	71.78	95.88	93.24	57.37	16.54	1.55
2017	58.27	12.77	72.78	90.36	86.81	57.27	17.49	1.57
2018	60.47	12.31	82.12	93.11	87.18	58.76	17.66	1.60
Shymkent city								
2014	-	-	-	-	-	-	-	-
2015	-	-	-	-	-	-	-	-
2016	-	-	-	-	-	-	-	-
2017	105.30	27.35	216.07	175.28	131.49	74.25	18.82	0.76
2018	104.99	24.34	212.38	183.14	134.90	74.04	17.59	0.74
Urban population								
Republic of Kazakhstan								
2014	83.04	31.95	140.46	150.69	109.50	62.88	15.67	0.85
2015	83.17	27.60	143.97	147.38	112.05	64.84	16.26	0.99
2016	84.31	25.21	148.87	147.45	116.74	66.20	17.15	0.96
2017	83.11	22.38	149.34	145.39	115.45	67.80	18.11	0.99
2018	84.93	21.08	154.98	150.88	119.64	70.63	18.24	1.09
Akmola								
2014	75.10	32.91	139.32	150.35	102.94	52.58	13.53	0.57
2015	75.90	29.13	138.28	150.11	105.02	58.80	14.10	0.67
2016	77.03	26.00	141.18	154.31	107.58	58.00	15.87	0.34
2017	76.99	23.27	143.90	144.64	118.57	59.83	17.57	0.42
2018	76.85	20.10	141.13	153.75	118.28	61.26	16.14	0.84
Aktobe								
2014	88.38	33.88	136.08	156.95	117.91	72.22	16.55	0.64
2015	91.73	34.57	148.32	149.61	124.64	79.18	19.44	0.94
2016	91.31	30.07	159.95	144.12	126.54	76.89	17.91	1.11
2017	91.62	24.45	166.65	145.90	125.31	80.71	20.54	0.95
2018	92.43	18.90	177.39	143.19	133.78	81.56	21.78	0.73
Almaty								
2014	104.69	41.28	204.21	205.13	135.25	72.55	18.54	0.78
2015	107.07	36.80	204.60	212.71	141.39	78.62	19.11	1.30
2016	107.67	37.00	213.45	211.47	145.94	78.67	20.75	0.97
2017	113.27	33.38	222.56	234.59	162.99	84.74	21.99	1.56
2018	117.03	31.06	242.66	251.41	176.41	89.71	22.60	1.95
Atyrau								
2014	111.90	52.58	207.45	198.66	138.53	83.21	23.47	0.77
2015	111.66	38.98	210.25	195.51	142.95	91.22	20.91	0.89
2016	117.33	40.15	218.33	211.50	148.49	90.87	25.87	1.45
2017	112.21	33.05	204.96	201.14	146.90	91.64	29.30	1.77
2018	114.57	28.76	206.03	209.48	158.68	98.84	26.06	0.74
Batys Kazakhstan								
2014	79.93	34.00	132.96	149.20	106.80	59.99	11.07	0.45
2015	81.17	25.04	141.31	154.32	106.08	58.26	13.31	0.92
2016	86.21	25.70	144.34	165.16	117.81	65.65	15.47	0.74
2017	85.31	19.17	150.69	158.98	118.19	71.69	15.24	0.82
2018	87.95	20.77	148.80	166.17	131.25	71.54	15.97	1.00
Zhambyl								
2014	99.45	37.45	192.97	200.41	134.16	73.90	19.44	0.81
2015	99.59	35.83	190.77	198.71	138.65	74.92	18.81	0.75
2016	101.22	32.01	192.05	198.48	149.41	80.51	19.61	0.74
2017	100.62	26.83	202.54	199.63	149.69	81.05	18.95	0.47
2018	109.04	29.45	221.55	220.18	167.05	89.49	21.74	0.87
Karagandy								
2014	67.86	33.16	127.75	129.88	87.53	47.91	10.40	0.52
2015	67.37	29.11	125.29	128.07	88.90	50.25	11.85	0.79

	15-49	Age groups of mothers						
		15-19	20-24	25-29	30-34	35-39	40-44	45-49
2016	67.28	23.89	127.15	128.89	92.30	50.23	11.33	0.52
2017	64.25	20.32	121.95	123.81	89.66	50.18	12.66	0.59
2018	66.19	20.10	126.42	128.52	96.98	52.80	12.76	0.47
Kostanai								
2014	56.83	28.73	99.14	103.68	73.12	40.89	9.54	0.37
2015	57.47	25.80	104.56	100.26	78.19	41.12	9.55	0.49
2016	56.78	22.09	110.91	94.58	77.96	43.33	10.51	0.67
2017	55.28	17.03	104.15	96.63	77.30	45.23	10.06	0.43
2018	55.92	14.14	111.62	98.34	78.41	48.50	9.56	0.55
Kyzylorda								
2014	112.26	30.13	205.70	230.87	152.73	89.52	24.92	1.45
2015	110.00	26.18	198.41	226.70	148.43	94.21	20.78	1.15
2016	109.97	22.56	192.13	218.94	161.11	95.65	25.99	1.12
2017	107.56	21.07	182.22	222.69	158.69	90.95	24.39	0.84
2018	110.80	20.92	186.93	223.41	166.23	102.18	27.44	1.01
Mangystau								
2014	124.38	52.08	239.35	222.19	156.27	101.82	24.88	1.56
2015	120.09	42.03	222.25	225.54	156.15	95.83	26.25	1.67
2016	132.26	40.10	245.52	254.91	180.46	101.99	29.08	1.79
2017	142.21	41.15	267.41	286.36	192.50	112.73	31.13	1.68
2018	138.91	36.41	267.25	293.96	187.02	114.25	28.65	3.03
Pavlodar								
2014	61.76	26.81	115.27	121.03	83.75	46.54	9.59	0.74
2015	62.17	25.68	113.93	118.16	89.88	48.78	11.08	0.35
2016	62.11	23.25	110.66	121.87	92.16	47.02	11.96	0.69
2017	60.32	19.34	109.30	115.77	92.30	50.68	11.74	0.69
2018	60.96	16.43	114.34	121.66	90.32	55.00	12.49	0.49
Soltustik Kazakhstan								
2014	61.05	24.84	108.90	115.44	80.74	39.86	8.97	0.12
2015	60.81	24.13	111.21	113.28	79.76	39.69	10.77	0.25
2016	59.08	21.95	105.25	104.33	85.44	44.93	8.75	0.50
2017	55.83	17.18	101.24	101.88	82.69	38.50	9.76	0.38
2018	56.26	16.84	94.82	105.94	83.98	45.13	8.86	0.74
Turkistan*								
2014	123.17	40.73	245.88	222.90	148.80	82.43	18.76	1.00
2015	117.13	34.51	238.34	207.31	147.98	78.88	18.62	0.78
2016	120.16	31.83	252.46	210.09	154.50	82.09	19.83	0.66
2017	165.58	38.51	394.69	374.52	240.19	120.48	24.44	1.04
2018	181.61	37.99	439.96	414.28	274.68	131.99	26.95	0.95
Shygys Kazakhstan								
2014	65.22	28.57	108.90	119.28	90.57	48.50	10.63	0.49
2015	65.25	24.72	117.21	112.57	91.92	49.63	12.18	0.64
2016	66.84	23.79	125.57	111.46	95.80	53.74	13.35	0.50
2017	65.26	20.72	126.97	110.30	92.60	53.69	14.43	0.46
2018	66.03	19.48	125.53	114.94	97.64	56.12	13.46	0.59
Nur-Sultan city								
2014	94.78	26.71	141.25	159.55	119.38	71.21	21.49	1.12
2015	102.17	23.05	162.36	170.22	128.27	79.98	22.47	1.29
2016	103.57	18.71	165.25	179.82	134.29	79.59	23.77	1.63
2017	97.97	14.99	148.57	174.45	131.11	79.77	25.05	1.70
2018	97.97	15.07	141.51	180.23	133.37	81.13	25.23	2.14
Almaty city								
2014	60.75	15.95	68.18	105.60	92.82	58.12	16.72	1.42
2015	60.59	12.94	71.15	101.42	92.71	57.37	16.61	1.80
2016	60.04	13.50	71.78	95.88	93.24	57.37	16.54	1.55
2017	58.27	12.77	72.78	90.36	86.81	57.27	17.49	1.57
2018	60.47	12.31	82.12	93.11	87.18	58.76	17.66	1.60

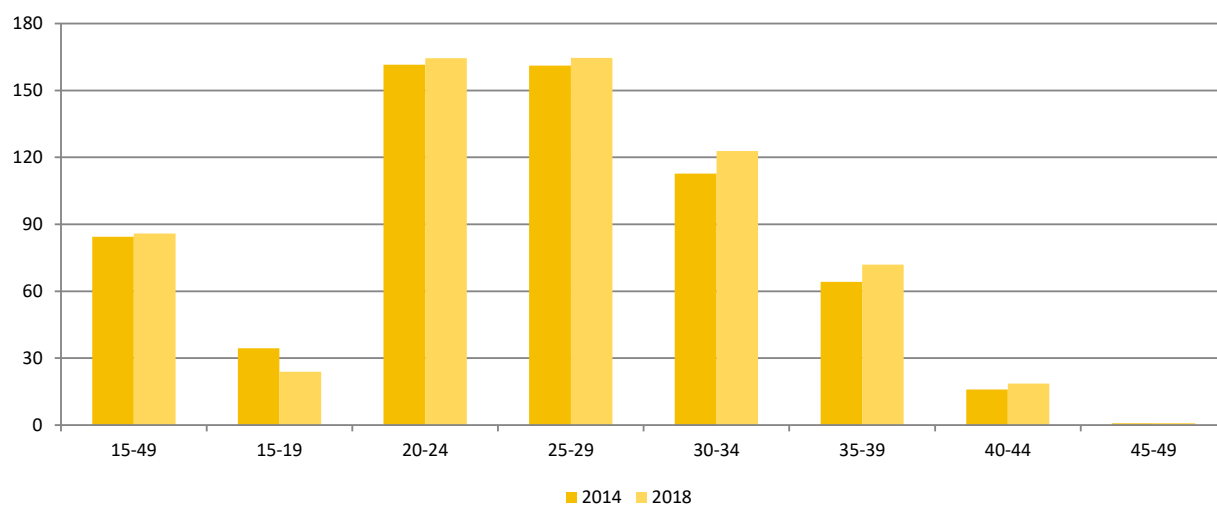
Continuation

	15-49	Age groups of mothers						
		15-19	20-24	25-29	30-34	35-39	40-44	45-49
Shymkent city								
2014	-	-	-	-	-	-	-	-
2015	-	-	-	-	-	-	-	-
2016	-	-	-	-	-	-	-	-
2017	105.30	27.35	216.07	175.28	131.49	74.25	18.82	0.76
2018	104.99	24.34	212.38	183.14	134.90	74.04	17.59	0.74
Rural population								
Republic of Kazakhstan								
2014	93.39	36.87	193.58	178.42	117.67	66.14	16.48	0.82
2015	93.63	34.39	186.06	181.99	122.27	69.70	16.69	0.77
2016	93.83	31.15	180.75	189.88	124.40	72.43	17.20	0.76
2017	90.27	27.65	172.31	187.67	122.86	71.36	17.73	0.76
2018	91.87	27.01	177.61	192.13	128.59	73.87	19.12	0.62
Akmola								
2014	63.26	33.25	129.10	128.55	91.98	45.34	11.37	0.69
2015	62.37	31.31	119.87	130.89	86.27	50.52	12.17	0.46
2016	61.83	26.13	114.29	137.04	88.20	50.37	11.74	0.31
2017	62.78	26.14	106.04	145.21	92.65	53.59	12.84	0.62
2018	65.69	22.74	115.73	146.44	98.93	59.30	14.56	0.62
Aktobe								
2014	83.86	29.38	151.49	167.12	112.19	66.66	16.29	0.52
2015	84.15	25.03	151.02	162.65	112.70	73.75	16.87	0.84
2016	84.67	20.76	135.60	173.45	122.70	76.39	16.11	0.95
2017	73.99	16.04	121.76	145.66	110.59	74.94	16.89	0.38
2018	80.47	15.65	139.70	156.40	122.56	77.32	18.76	0.13
Almaty								
2014	96.69	39.37	187.96	175.69	118.31	69.37	18.68	1.17
2015	97.65	35.96	186.30	180.59	124.35	73.03	19.03	1.12
2016	103.73	34.47	198.66	197.45	134.66	79.89	20.12	1.30
2017	100.43	28.76	191.60	199.60	133.59	80.77	20.26	1.11
2018	101.66	28.14	190.50	210.48	141.56	82.81	22.18	0.80
Atyrau								
2014	107.90	40.30	202.82	191.30	141.20	83.45	23.93	0.80
2015	108.32	40.59	196.76	188.69	145.75	90.22	24.85	0.46
2016	106.90	31.33	184.51	195.36	145.86	96.68	25.06	0.81
2017	107.14	29.09	179.39	203.41	151.15	91.80	27.37	1.13
2018	111.62	27.68	182.42	212.83	163.16	99.98	28.44	0.88
Batys Kazakhstan								
2014	79.22	31.29	163.91	151.03	116.36	61.75	12.85	0.38
2015	78.40	26.64	152.62	149.47	121.66	64.57	11.53	0.39
2016	77.02	26.59	144.43	149.36	109.67	68.80	15.62	0.30
2017	75.42	21.88	135.48	150.61	110.67	68.74	15.76	0.80
2018	76.46	21.10	135.09	157.05	113.22	68.33	17.96	0.31
Zhambyl								
2014	115.10	58.02	241.27	206.86	138.75	74.46	19.45	0.63
2015	109.32	52.26	226.95	197.90	132.54	74.46	19.09	0.91
2016	108.75	46.63	225.59	201.59	135.46	78.78	17.40	0.68
2017	101.28	40.52	205.41	198.01	126.92	74.39	19.61	0.61
2018	101.75	40.80	208.14	197.41	131.01	78.68	20.86	0.82
Karagandy								
2014	73.15	29.00	148.65	151.25	100.82	59.49	16.49	0.73
2015	72.85	25.97	134.39	163.54	104.25	64.07	12.75	0.43
2016	70.71	24.61	124.55	163.70	104.28	59.74	15.12	0.44
2017	70.96	20.99	125.76	164.32	107.28	61.73	15.11	0.67
2018	71.21	21.36	126.16	164.44	106.34	64.65	15.23	0.80

	15-49	Age groups of mothers						
		15-19	20-24	25-29	30-34	35-39	40-44	45-49
Kostanai								
2014	52.49	29.32	109.46	98.06	64.43	40.22	10.62	0.27
2015	53.37	27.38	110.06	100.68	70.62	40.04	10.15	0.28
2016	51.46	26.61	98.86	105.25	67.47	41.97	8.46	0.78
2017	49.85	22.70	97.77	101.99	70.17	40.12	9.28	0.58
2018	49.73	22.51	96.14	101.83	70.97	42.80	11.16	0.59
Kyzylorda								
2014	104.29	27.08	196.49	198.53	141.22	91.83	23.16	1.55
2015	99.91	23.41	179.97	185.88	144.83	92.19	21.70	0.91
2016	96.93	21.16	171.04	186.38	136.92	89.48	24.61	0.81
2017	96.04	18.32	161.42	186.96	144.39	91.66	23.04	0.89
2018	96.48	20.64	168.72	190.52	135.36	90.94	25.99	0.43
Mangystau								
2014	119.17	55.10	223.78	185.29	144.06	84.54	22.07	2.37
2015	122.88	52.30	223.51	199.72	147.65	96.47	22.91	1.41
2016	117.95	43.48	212.52	191.98	146.79	97.31	24.99	1.01
2017	105.97	39.07	192.29	174.26	132.51	86.56	26.07	0.75
2018	111.86	34.27	206.17	191.45	143.05	91.81	27.06	0.93
Pavlodar								
2014	74.66	35.75	155.48	152.09	97.67	55.41	11.78	0.13
2015	72.49	36.55	134.97	151.34	101.71	56.55	15.13	0.55
2016	74.35	28.69	131.12	168.50	112.08	55.88	16.39	0.56
2017	72.95	27.14	126.97	160.44	113.63	61.92	16.37	0.43
2018	72.16	22.26	129.36	151.10	115.79	66.53	19.16	0.29
Soltustuk Kazakhstan								
2014	57.37	31.60	150.94	140.39	71.84	38.90	6.86	0.43
2015	59.03	28.03	128.65	177.59	81.32	39.82	8.38	0.44
2016	57.27	28.64	112.87	199.20	81.29	39.72	8.41	0.36
2017	58.13	22.48	109.87	210.98	93.67	42.31	11.08	0.64
2018	56.88	21.07	115.29	188.26	99.56	43.44	10.12	0.19
Turkistan*								
2014	115.02	35.47	248.32	217.67	136.04	73.41	17.90	0.86
2015	118.64	35.39	246.04	226.51	146.79	76.73	17.80	0.83
2016	115.49	31.80	233.32	229.74	142.40	78.48	17.22	0.71
2017	108.34	29.29	220.13	221.34	135.37	73.33	15.87	0.67
2018	109.69	29.23	230.99	221.76	141.14	74.56	16.74	0.51
Shygys Kazakhstan								
2014	69.39	29.04	151.55	162.04	97.08	53.43	12.13	0.57
2015	66.36	23.41	128.48	164.08	97.33	57.28	13.84	0.70
2016	67.74	22.04	121.16	184.45	102.55	57.99	14.81	0.44
2017	68.19	20.19	119.06	188.56	108.98	60.95	17.39	0.66
2018	67.82	19.57	115.96	196.42	112.83	60.27	17.39	0.78

Fertility rates by age groups

number of births per 1.000 women



6.3 Mean age of mothers at birth

ages

	Total population					Urban population					Rural population				
	2014	2015	2016	2017	2018	2014	2015	2016	2017	2018	2014	2015	2016	2017	2018
Republic of Kazakhstan	27.8	28.0	28.3	28.6	28.7	28.1	28.3	28.6	28.8	29.0	27.4	27.7	27.9	28.2	28.3
Akmola	27.8	28.1	28.3	28.7	28.9	27.9	28.3	28.5	28.8	29.0	27.6	27.9	28.1	28.5	28.7
Aktobe	27.8	28.2	28.4	28.8	29.0	27.9	28.3	28.5	28.8	29.1	27.6	27.9	28.4	28.7	28.7
Almaty	27.8	28.1	28.3	28.6	28.9	27.9	28.2	28.3	28.7	28.9	27.8	28.1	28.3	28.6	28.9
Atyrau	27.7	28.1	28.4	28.8	28.9	27.9	28.3	28.5	29.1	29.1	27.5	27.9	28.3	28.5	28.7
Batys Kazakhstan	27.7	28.0	28.4	28.7	28.9	27.9	28.1	28.5	28.8	29.1	27.6	27.9	28.2	28.5	28.7
Zhambyl	27.3	27.5	27.7	27.9	28.1	27.8	27.9	28.2	28.3	28.5	27.0	27.2	27.4	27.6	27.8
Karagandy	27.8	28.1	28.3	28.6	28.8	27.8	28.2	28.4	28.7	28.9	27.8	28.0	28.2	28.4	28.5
Kostanai	27.7	28.0	28.3	28.7	29.0	27.9	28.2	28.5	28.9	29.2	27.5	27.7	28.0	28.3	28.6
Kyzylorda	28.0	28.2	28.5	28.6	28.7	28.2	28.3	28.7	28.7	29.0	27.9	28.2	28.4	28.6	28.5
Mangystau	27.6	28.0	28.3	28.5	28.6	28.0	28.4	28.6	28.8	29.0	27.3	27.6	28.0	28.2	28.4
Pavlodar	28.0	28.4	28.7	29.0	29.3	28.2	28.5	28.8	29.2	29.5	27.5	27.9	28.3	28.6	29.0
Soitustik Kazakhstan	27.6	27.9	28.2	28.6	28.7	28.1	28.2	28.7	28.8	29.1	27.2	27.7	27.8	28.4	28.4
Turkistan*	27.1	27.2	27.4	27.4	27.6	27.2	27.5	27.7	27.7	27.9	26.9	27.0	27.2	27.3	27.5
Shygys Kazakhstan	28.1	28.4	28.7	29.0	29.2	28.1	28.4	28.7	29.0	29.2	28.0	28.5	28.7	29.1	29.2
Nur-Sultan city	28.6	28.9	29.1	29.4	29.6	28.6	28.9	29.1	29.4	29.6	-	-	-	-	-
Almaty city	29.1	29.3	29.5	29.6	29.8	29.1	29.3	29.5	29.6	29.8	-	-	-	-	-
Shymkent city	-	-	-	28.0	28.0	-	-	-	28.0	28.0	-	-	-	-	-

6.4 Births to unmarried women

	Number of births. people														
	total population					urban population					rural population				
	2014	2015	2016	2017	2018	2014	2015	2016	2017	2018	2014	2015	2016	2017	2018
Republic of Kazakhstan	59706	56624	53350	50708	49499	32901	32189	30760	30628	30119	26805	24435	22590	20080	19380
	2645	2555	2377	2271	2253	1247	1289	1216	1188	1082	1398	1266	1161	1083	1171
	2086	2053	1878	1699	1532	1419	1441	1364	1377	1228	667	612	514	322	304
	9547	8842	8885	8093	8064	2376	2177	2213	2061	2023	7171	6665	6672	6032	6041
	1297	1247	1189	1139	1002	758	750	764	754	645	539	497	425	385	357
	1814	1667	1509	1470	1311	1004	939	865	908	788	810	728	644	562	523
	5039	4540	3653	3700	3497	2204	2025	1434	1779	1804	2835	2515	2219	1921	1693
	4195	3952	3648	3243	3298	3304	3145	2911	2570	2671	891	807	737	673	627
	3018	2955	2712	2339	2269	1443	1420	1303	1141	1077	1575	1535	1409	1198	1192
	2029	1616	1298	1457	1456	1076	794	652	819	883	953	822	646	638	573
Mangystau	1564	1423	1418	1329	1262	808	652	654	709	625	756	771	764	620	637

Continuation

	Number of births, people											
	total population						urban population					
	2014	2015	2016	2017	2018	2019	2014	2015	2016	2017	2018	2019
Pavlodar	2960	2854	2640	2423	2123	1869	1869	1856	1719	1620	1339	1091
Soltustik Kazakhstan	1897	1898	1776	1571	1459	770	770	761	781	663	619	617
Turkistan*	10104	9047	8838	5168	5024	4753	4753	4424	4652	1454	1469	5351
Shygys Kazakhstan	3954	3744	3358	3243	2971	2313	2313	2285	2061	2022	1888	1641
Nur-Sultan city	3057	3654	3740	3880	3763	3057	3057	3654	3740	3880	3763	-
Almaty city	4500	4577	4431	4197	4406	4500	4500	4577	4431	4197	4406	-
Shymkent city	-	-	-	3486	3809	-	-	-	-	3486	3809	-

6.5 Maternal mortality¹⁾

	Number of deaths ²⁾											
	2014						2015					
	2014	2015	2016	2017	2018	2019	2014	2015	2016	2017	2018	2019
Republic of Kazakhstan	61	66	62	58	56	56	15.7	15.8	15.7	15.7	14.8	13.9
Akmola	2	3	0	2	4	4	16.9	25.9	0.0	17.8	35.9	35.9
Aktobe	2	3	4	1	1	1	10.1	15.0	20.2	5.3	5.1	5.1
Almaty	6	7	6	10	6	6	14.5	14.7	14.5	25.1	14.8	14.8
Atyrau	2	6	5	3	1	1	12.3	36.8	30.1	18.4	5.9	5.9
Batys Kazakhstan	3	5	3	1	1	1	15.4	30.9	22.8	7.8	7.6	7.6
Zhambyl	5	1	3	3	2	2	21.7	3.8	15.4	12.2	8.0	8.0
Karagandy	4	8	7	3	6	6	16.1	32.7	29.4	13.2	26.2	26.2
Kostanai	2	0	4	2	1	1	15.7	0.0	32.7	17.1	8.7	8.7
Kyzylorda	2	9	1	0	2	2	10.0	48.8	5.3	0.0	10.7	10.7
Mangystau	5	1	1	2	5	5	26.5	5.2	5.1	10.3	25.1	25.1
Pavlodar	2	2	2	2	1	1	15.5	15.6	16.0	16.8	8.5	8.5
Soltustik Kazakhstan	0	1	0	2	1	1	0.0	13.1	0.0	28.5	14.8	14.8
Turkistan ³⁾	14	12	15	14	6	6	19.0	13.9	17.7	19.6	10.3	10.3
Shygys Kazakhstan	6	5	4	4	3	3	25.8	22.3	22.2	18.4	14.0	14.0
Nur-Sultan city	4	2	3	2	8	8	16.3	7.7	11.0	6.5	29.0	29.0
Almaty city	2	1	4	7	4	4	7.2	2.4	7.9	12.6	8.9	8.9
Shymkent city	-	-	-	-	4	4	-	-	-	-	19.6	19.6
Republican organizations ⁴⁾	0	0	0	0	0	0	0	0	0	0	0	0

¹⁾ According to the Ministry of Health of the Republic of Kazakhstan.²⁾ Data for 2014-2018 years - at the place of residence of the deceased.³⁾ Data for 2014-2017 for the Ontustik Kazakhstan.⁴⁾ Nur-Sultan and Almaty.

130

¹⁾ According to the Ministry of Health of the Republic of Kazakhstan.
²⁾ Data for 2014–2017 for the Ontustik Kazakhstan.
³⁾ Including republican organizations of Nur-Sultan and Almaty.

Demographic Yearbook of Kazakhstan

	Stillborn, people																			
	total population					urban population										rural population				
	2014	2015	2016	2017	2018	2014	2015	2016	2017	2018	2014	2015	2016	2017	2018					
Republic of Kazakhstan	3364	3205	3355	3358	3243	1840	1803	1841	1896	1791	1524	1402	1514	1462	1452					
Akmola	146	139	112	89	87	79	68	51	40	39	67	71	61	49	48					
Aktobe	143	143	183	182	169	92	87	121	126	126	51	56	62	56	43					
Almaty	214	279	355	363	369	50	63	90	97	94	164	216	265	266	275					
Atyrau	118	113	118	112	85	53	63	50	58	42	65	50	68	54	43					
Batys Kazakhstan	143	102	125	124	116	60	62	60	71	62	83	40	65	53	54					

	Per 1000 live births and stillbirths																Continuation
	total population								rural population								
	2014	2015	2016	2017	2018	2014	2015	2016	2017	2018	2014	2015	2016	2017	2018	2019	2020
Zhambyl	220	181	216	176	198	198	91	85	104	77	87	129	96	112	99	111	
Karagandy	205	180	204	243	198	198	163	145	165	188	156	42	35	39	55	42	
Kostanai	146	116	140	133	136	136	65	51	61	74	66	81	65	79	59	70	
Kyzylorda	223	201	176	195	162	162	118	101	78	87	70	105	100	98	108	92	
Mangystau	121	112	67	39	51	51	72	42	25	16	16	49	70	42	23	35	
Pavlodar	130	111	112	102	96	96	71	68	70	65	63	59	43	42	37	33	
South-east Kazakhstan	74	74	66	53	67	67	32	26	29	26	28	42	48	37	27	39	
Turkistan*	953	913	896	655	638	638	476	465	438	160	154	477	448	458	495	484	
Shyngys Kazakhstan	237	204	217	219	192	192	127	140	131	138	109	110	64	86	81	83	
Nur-Sultan city	149	190	186	190	162	162	149	190	186	190	162	-	-	-	-	-	
Almaty city	142	147	182	174	188	188	142	147	182	174	188	-	-	-	-	-	
Shymkent city	-	-	-	309	329	329	-	-	-	309	329	-	-	-	-	-	

Continuation

	Per 1000 live births and stillbirths															
	total population					urban population					rural population					
	2014	2015	2016	2017	2018	2014	2015	2016	2017	2018	2014	2015	2016	2017	2018	
Republic of Kazakhstan	8.35	7.98	8.30	8.53	8.09	8.19	7.92	7.95	8.21	7.56	8.56	8.06	8.78	8.99	8.84	
Akmola	11.28	10.85	8.88	7.18	6.95	11.55	9.98	7.52	6.06	6.02	10.97	11.84	10.46	8.46	7.95	
Aktobe	7.23	7.11	9.17	9.42	8.55	7.11	6.52	9.13	8.62	8.51	7.47	8.27	9.25	11.89	8.67	
Almaty	4.26	5.67	6.93	7.21	7.27	3.95	4.91	7.10	7.56	7.47	4.37	5.93	6.87	7.09	7.20	
Atyrau	7.15	6.83	7.00	6.77	4.97	6.46	7.62	5.74	6.36	4.52	7.83	6.04	8.36	7.26	5.50	
Batys Kazakhstan	10.85	7.80	9.39	9.55	8.80	8.65	8.80	8.01	9.53	8.08	13.29	6.63	11.17	9.58	9.81	
Zhambyl	7.38	6.33	7.62	6.61	7.25	7.90	7.44	9.11	7.04	7.53	7.06	5.59	6.62	6.31	7.04	
Karagandy	8.16	7.29	8.45	10.58	8.55	8.17	7.37	8.49	10.25	8.39	8.12	6.99	8.25	11.90	9.22	
Kostanai	11.31	9.00	11.26	11.21	11.56	9.08	7.08	8.61	10.79	9.57	14.09	11.45	14.77	11.77	14.36	
Kyzylorda	10.84	10.11	9.06	10.17	8.37	12.38	10.82	8.37	9.53	7.49	9.50	9.48	9.69	10.75	9.19	
Mangystau	6.30	5.77	3.37	2.01	2.56	7.76	5.12	2.84	1.75	1.82	4.93	6.24	3.79	2.24	3.14	
Pavlodar	9.87	8.62	8.80	8.41	8.03	7.84	7.54	7.89	7.69	7.52	14.32	11.13	10.91	10.06	9.22	
Soltustik Kazakhstan	8.93	9.02	8.51	7.12	9.23	8.18	6.66	7.62	7.25	7.79	9.59	11.16	9.36	7.00	10.64	
Turkistan*	11.49	11.05	10.88	12.15	11.65	12.57	12.14	11.16	11.81	10.71	10.58	10.11	10.63	12.27	11.98	
Shygys Kazakhstan	9.89	8.83	9.38	9.78	8.71	8.60	9.57	8.86	9.65	7.62	11.96	7.55	10.30	10.02	10.72	
Nur-Sultan city	6.15	7.22	6.64	6.67	5.52	6.15	7.22	6.64	6.67	5.52	-	-	-	-	-	
Almaty city	4.76	4.70	5.71	5.51	5.62	4.76	4.70	5.71	5.51	5.62	-	-	-	-	-	
Shymkent city	-	-	-	11.86	12.04	-	-	-	11.86	12.04	-	-	-	-	-	

* Hereinafter data for 2014-2016 for the Ontustik Kazakhstan.

6.8 Reproduction rates

	Total fertility rate				Net - fertility rate				Gross - reproduction rate				Net - reproduction rate			
	2014	2015	2016	2017	2018	2014	2015	2016	2017	2018	2014	2015	2016	2017	2018	2018
Republic of Kazakhstan	2.73	2.74	2.77	2.75	2.84	2.67	2.68	2.72	2.67	2.77	1.324	1.328	1.340	1.319	1.367	1.294
Akmola	2.37	2.31	2.32	2.35	2.42	2.32	2.26	2.27	2.29	2.37	1.156	1.120	1.120	1.134	1.175	1.132
Aktobe	2.66	2.73	2.72	2.70	2.81	2.61	2.67	2.68	2.62	2.73	1.272	1.308	1.320	1.289	1.355	1.245
Almaty	3.18	3.17	3.37	3.40	3.53	3.11	3.11	3.30	3.32	3.46	1.537	1.544	1.616	1.631	1.720	1.503
Atyrau	3.46	3.45	3.51	3.48	3.60	3.38	3.38	3.44	3.39	3.52	1.672	1.675	1.700	1.674	1.728	1.634
Batys Kazakhstan	2.57	2.54	2.61	2.61	2.68	2.52	2.48	2.56	2.53	2.62	1.246	1.230	1.238	1.250	1.296	1.220
Zhambyl	3.58	3.42	3.46	3.36	3.54	3.49	3.35	3.39	3.30	3.47	1.751	1.654	1.693	1.626	1.713	1.711
Karagandy	2.28	2.21	2.20	2.16	2.24	2.22	2.16	2.16	2.10	2.19	1.106	1.076	1.074	1.050	1.067	1.081
Kostanai	1.80	1.79	1.76	1.74	1.77	1.76	1.75	1.72	1.69	1.74	0.881	0.864	0.846	0.827	0.867	0.859
Kyzylorda	3.53	3.39	3.34	3.30	3.38	3.44	3.31	3.28	3.26	3.32	1.719	1.633	1.594	1.599	1.638	1.674
Mangystau	3.75	3.76	3.84	3.79	3.91	3.67	3.68	3.77	3.71	3.82	1.815	1.810	1.857	1.819	1.868	1.777
Pavlodar	2.20	2.14	2.16	2.14	2.17	2.16	2.10	2.12	2.08	2.13	1.073	1.052	1.038	1.023	1.062	1.050
Southstik Kazakhstan	2.11	2.08	2.02	2.01	2.01	2.07	2.02	1.99	1.95	1.98	1.028	0.992	0.986	0.993	0.975	1.006
Turkistan*	3.72	3.68	3.70	3.89	4.07	3.63	3.60	3.62	3.81	3.99	1.803	1.790	1.785	1.886	1.973	1.759
Shygyys Kazakhstan	2.23	2.14	2.20	2.21	2.25	2.18	2.08	2.15	2.16	2.20	1.083	1.044	1.054	1.069	1.079	1.057
Nur-Sultan city	2.56	2.88	2.96	2.88	2.89	2.52	2.83	2.92	2.79	2.82	1.243	1.415	1.440	1.358	1.388	1.224
Almaty city	1.70	1.74	1.72	1.70	1.76	1.67	1.72	1.69	1.64	1.71	0.821	0.837	0.834	0.799	0.841	0.807
Shymkent city	-	-	-	3.22	3.24	-	-	-	3.14	3.18	-	-	-	1.541	1.541	-
Urban population																
Republic of Kazakhstan	2.53	2.54	2.58	2.60	2.68	2.47	2.48	2.54	2.50	2.62	1.224	1.227	1.249	1.243	1.288	1.197
Akmola	2.50	2.46	2.50	2.54	2.56	2.45	2.40	2.46	2.45	2.51	1.215	1.184	1.209	1.215	1.219	1.190
Aktobe	2.65	2.77	2.76	2.82	2.89	2.60	2.70	2.72	2.74	2.81	1.259	1.326	1.333	1.336	1.390	1.232
Almaty	3.48	3.45	3.53	3.81	4.08	3.40	3.37	3.45	3.70	3.99	1.692	1.676	1.693	1.838	1.989	1.651
Atyrau	3.51	3.49	3.66	3.54	3.64	3.44	3.44	3.59	3.45	3.56	1.687	1.730	1.772	1.694	1.746	1.653
Batys Kazakhstan	2.45	2.46	2.63	2.67	2.78	2.40	2.41	2.59	2.58	2.71	1.188	1.196	1.252	1.275	1.349	1.164
Zhambyl	3.35	3.28	3.35	3.40	3.75	3.26	3.20	3.28	3.31	3.67	1.635	1.562	1.637	1.654	1.808	1.591
Karagandy	2.21	2.15	2.15	2.10	2.19	2.16	2.10	2.11	2.04	2.15	1.072	1.050	1.054	1.023	1.036	1.049
Kostanai	1.79	1.78	1.78	1.75	1.81	1.74	1.74	1.74	1.71	1.77	0.872	0.854	0.870	0.850	0.900	0.850
Kyzylorda	3.66	3.56	3.56	3.50	3.64	3.56	3.47	3.49	3.44	3.58	1.760	1.710	1.687	1.702	1.739	1.716
Mangystau	4.11	3.83	4.26	4.66	4.65	4.01	3.75	4.17	4.54	4.55	2.006	1.842	2.080	2.273	2.240	1.962
Pavlodar	2.05	2.02	2.02	2.00	2.05	2.01	1.98	1.99	1.95	2.01	0.998	0.988	0.961	0.945	1.004	0.977
Southstik Kazakhstan	1.88	1.87	1.83	1.76	1.78	1.84	1.82	1.80	1.69	1.75	0.894	0.900	0.889	0.873	0.866	0.875
Turkistan*	3.81	3.61	3.74	5.97	6.63	3.71	3.53	3.67	5.90	6.54	1.836	1.744	1.804	2.909	3.263	1.790
Shygyys Kazakhstan	2.05	2.02	2.09	2.10	2.14	2.01	1.98	2.06	2.05	2.10	1.008	0.983	1.005	1.010	1.018	0.985
Nur-Sultan city	2.56	2.88	2.96	2.88	2.89	2.52	2.83	2.92	2.79	2.82	1.243	1.415	1.440	1.358	1.388	1.224

Continuation

	Total fertility rate				Net - fertility rate				Gross - reproduction rate				Net - reproduction rate			
	2014	2015	2016	2017	2018	2014	2015	2016	2017	2018	2014	2015	2016	2017	2018	2018
Almaty city	1.70	1.74	1.72	1.70	1.76	1.67	1.72	1.69	1.64	1.71	0.821	0.837	0.834	0.799	0.841	0.828
Shymkent city	-	-	-	3.22	3.24	-	-	-	3.14	3.18	-	-	-	1.541	1.541	1.518
Rural population																
Republic of Kazakhstan	3.05	3.06	3.08	3.00	3.09	2.98	2.99	3.02	2.93	2.84	1.480	1.487	1.488	1.449	1.403	1.376
Akmola	2.24	2.17	2.14	2.19	2.29	2.19	2.12	2.09	2.13	2.26	1.097	1.056	1.035	1.066	1.139	1.118
Aktobe	2.72	2.70	2.72	2.43	2.65	2.66	2.65	2.66	2.37	2.59	1.317	1.298	1.336	1.196	1.283	1.257
Almaty	3.09	3.09	3.32	3.28	3.38	3.02	3.03	3.26	3.21	3.32	1.491	1.503	1.593	1.571	1.647	1.620
Atyrau	3.42	3.43	3.38	3.42	3.58	3.34	3.34	3.31	3.32	3.50	1.664	1.623	1.643	1.664	1.717	1.686
Batys Kazakhstan	2.72	2.64	2.58	2.52	2.57	2.66	2.58	2.53	2.47	2.51	1.316	1.275	1.221	1.221	1.232	1.208
Zhambyl	3.73	3.52	3.53	3.33	3.39	3.65	3.45	3.46	3.28	3.33	1.830	1.719	1.730	1.604	1.647	1.618
Karagandy	2.61	2.54	2.47	2.48	2.49	2.54	2.48	2.41	2.42	2.45	1.277	1.214	1.182	1.200	1.234	1.210
Kostanai	1.82	1.79	1.74	1.71	1.73	1.78	1.75	1.70	1.67	1.69	0.894	0.880	0.821	0.800	0.827	0.809
Kyzylorda	3.43	3.26	3.15	3.13	3.16	3.34	3.18	3.10	3.09	3.11	1.685	1.571	1.517	1.516	1.554	1.522
Mangystau	3.47	3.70	3.57	3.26	3.47	3.40	3.63	3.50	3.18	3.39	1.662	1.783	1.711	1.542	1.653	1.620
Pavlodar	2.63	2.48	2.57	2.53	2.52	2.57	2.43	2.52	2.45	2.49	1.277	1.230	1.263	1.246	1.235	1.218
Sołtustik Kazakhstan	2.43	2.48	2.46	2.46	2.39	2.37	2.41	2.42	2.48	2.46	1.211	1.168	1.208	1.257	1.213	1.184
Turkistan*	3.66	3.76	3.68	3.48	3.57	3.57	3.67	3.59	3.41	3.51	1.781	1.838	1.778	1.687	1.729	1.696
Shygys Kazakhstan	2.69	2.48	2.56	2.58	2.62	2.62	2.42	2.50	2.55	2.58	1.277	1.217	1.224	1.267	1.286	1.253

7. Mortality rates

7.1 Mortality rates by age group

Republic of Kazakhstan

	Number of deaths, people														
	total					male					female				
	2014	2015	2016	2017	2018	2014	2015	2016	2017	2018	2014	2015	2016	2017	2018
Total population															
Total	132287	130811	131231	129009	130448	72205	71223	71078	69104	70338	60082	59588	60153	59905	60110
0	3907	3751	3438	3109	3184	2216	2147	1967	1771	1892	1691	1604	1471	1338	1292
1-4	1023	1046	887	888	837	574	594	529	498	496	449	452	358	390	341
5-9	460	494	473	497	482	265	318	292	280	308	195	176	181	217	174
10-14	364	412	384	391	411	237	253	246	237	272	127	159	138	154	139
15-19	874	770	700	677	688	592	500	471	441	470	282	270	229	236	218
20-24	1564	1483	1242	1213	1104	1157	1092	894	879	810	407	391	348	334	294
25-29	2507	2272	2096	1884	1780	1861	1694	1562	1378	1310	646	578	534	506	470
30-34	3293	3118	2773	2656	2580	2461	2311	1993	1932	1916	832	807	780	724	664
35-39	4187	4050	3826	3584	3437	3048	2977	2795	2565	2439	1139	1073	1031	1019	998
40-44	5065	4870	4816	4518	4413	3628	3508	3462	3192	3157	1437	1362	1354	1326	1256
45-49	6164	5997	5708	5655	5717	4376	4216	3981	3951	3922	1788	1781	1727	1704	1795
50-54	9095	8581	8257	7553	7488	6270	6001	5776	5192	5159	2825	2580	2481	2361	2329
55-59	10920	10885	10997	10749	11185	7326	7300	7465	7185	7501	3594	3585	3532	3564	3684
60-64	12174	12219	12427	12368	12849	7783	7841	7958	8024	8306	4391	4378	4469	4344	4543
65-69	10925	12300	13878	13963	14501	6539	7336	8299	8341	8800	4386	4964	5579	5622	5701
70-74	13041	10793	9609	9550	10370	6703	5653	5182	5255	5608	6338	5140	4427	4295	4762
75-79	18625	19511	19718	18676	16555	8641	8809	8914	8377	7412	9984	10702	10804	10299	9143
80-84	12247	11690	12922	14289	16215	4512	4361	4813	5405	6227	7735	7329	8109	8884	9988
85+	15713	16433	16975	16775	16630	3894	4206	4391	4187	4312	11819	12227	12584	12588	12318
not specified	139	136	105	14	22	122	106	88	14	21	17	30	17	0	1
Urban population															
Total	77803	77319	78001	76996	79172	41531	41317	41314	40050	41632	36272	36002	36687	36946	37540
0	2222	2177	1936	1709	1846	1252	1236	1123	939	1111	970	941	813	770	735
1-4	438	484	392	429	400	242	279	246	233	235	196	205	146	196	165
5-9	227	251	237	258	266	130	163	149	145	170	97	88	88	113	96
10-14	154	176	167	172	213	95	100	101	100	138	59	76	66	72	75
15-19	376	335	277	297	328	261	229	176	187	225	115	106	101	110	103
20-24	754	749	563	567	590	558	550	396	402	421	196	199	167	165	169
25-29	1441	1283	1136	1055	1016	1049	948	845	750	738	392	335	291	305	278
30-34	1961	1813	1658	1576	1514	1454	1338	1180	1118	1120	507	475	478	458	394
35-39	2478	2409	2293	2113	2129	1802	1762	1667	1484	1490	676	647	626	629	639
40-44	3009	2865	2862	2645	2723	2144	2056	2031	1849	1918	865	809	831	796	805
45-49	3574	3479	3357	3353	3482	2512	2420	2308	2323	2350	1062	1059	1049	1030	1132
50-54	5352	4972	4819	4397	4425	3674	3466	3321	2998	2994	1678	1506	1498	1399	1431
55-59	6374	6495	6474	6317	6644	4250	4324	4358	4162	4377	2124	2171	2116	2155	2267
60-64	7222	7161	7472	7369	7739	4566	4564	4764	4736	4939	2656	2597	2708	2633	2800
65-69	6496	7436	8396	8506	8834	3841	4419	4935	5038	5302	2655	3017	3461	3468	3532
70-74	7401	6160	5551	5650	6382	3713	3190	2968	3075	3402	3688	2970	2583	2575	2980
75-79	10885	11455	11692	11041	9864	4895	5066	5128	4778	4301	5990	6389	6564	6263	5563
80-84	7485	7127	7768	8763	10031	2631	2552	2801	3212	3713	4854	4575	4967	5551	6318
85+	9828	10367	10855	10769	10728	2353	2558	2736	2511	2671	7475	7809	8119	8258	8057
not specified	126	125	96	10	18	109	97	81	10	17	17	28	15	0	1
Rural population															
Total	54484	53492	53230	52013	51276	30674	29906	29764	29054	28706	23810	23586	23466	22959	22570
0	1685	1574	1502	1400	1338	964	911	844	832	781	721	663	658	568	557

Continuation

	Number of deaths, people														
	total					male					female				
	2014	2015	2016	2017	2018	2014	2015	2016	2017	2018	2014	2015	2016	2017	2018
1-4	585	562	495	459	437	332	315	283	265	261	253	247	212	194	176
5-9	233	243	236	239	216	135	155	143	135	138	98	88	93	104	78
10-14	210	236	217	219	198	142	153	145	137	134	68	83	72	82	64
15-19	498	435	423	380	360	331	271	295	254	245	167	164	128	126	115
20-24	810	734	679	646	514	599	542	498	477	389	211	192	181	169	125
25-29	1066	989	960	829	764	812	746	717	628	572	254	243	243	201	192
30-34	1332	1305	1115	1080	1066	1007	973	813	814	796	325	332	302	266	270
35-39	1709	1641	1533	1471	1308	1246	1215	1128	1081	949	463	426	405	390	359
40-44	2056	2005	1954	1873	1690	1484	1452	1431	1343	1239	572	553	523	530	451
45-49	2590	2518	2351	2302	2235	1864	1796	1673	1628	1572	726	722	678	674	663
50-54	3743	3609	3438	3156	3063	2596	2535	2455	2194	2165	1147	1074	983	962	898
55-59	4546	4390	4523	4432	4541	3076	2976	3107	3023	3124	1470	1414	1416	1409	1417
60-64	4952	5058	4955	4999	5110	3217	3277	3194	3288	3367	1735	1781	1761	1711	1743
65-69	4429	4864	5482	5457	5667	2698	2917	3364	3303	3498	1731	1947	2118	2154	2169
70-74	5640	4633	4058	3900	3988	2990	2463	2214	2180	2206	2650	2170	1844	1720	1782
75-79	7740	8056	8026	7635	6691	3746	3743	3786	3599	3111	3994	4313	4240	4036	3580
80-84	4762	4563	5154	5526	6184	1881	1809	2012	2193	2514	2881	2754	3142	3333	3670
85+	5885	6066	6120	6006	5902	1541	1648	1655	1676	1641	4344	4418	4465	4330	4261
not specified	13	11	9	4	4	13	9	7	4	4	0	2	2	0	0

Continuation

	Number of deaths per 1000 people														
	total					male					female				
	2014	2015	2016	2017	2018	2014	2015	2016	2017	2018	2014	2015	2016	2017	2018
Total population															
Total	7.65	7.46	7.37	7.15	7.14	8.65	8.40	8.26	7.92	7.95	6.72	6.57	6.55	6.44	6.38
0*	9.83	9.41	8.59	7.93	8.03	10.82	10.46	9.50	8.74	9.25	8.79	8.30	7.61	7.06	6.74
1-4	0.70	0.70	0.58	0.57	0.53	0.76	0.77	0.67	0.62	0.61	0.63	0.62	0.48	0.52	0.45
5-9	0.30	0.31	0.28	0.28	0.27	0.34	0.39	0.34	0.31	0.33	0.26	0.23	0.22	0.25	0.20
10-14	0.31	0.34	0.30	0.29	0.29	0.40	0.41	0.38	0.35	0.37	0.22	0.27	0.22	0.24	0.20
15-19	0.73	0.67	0.62	0.61	0.61	0.97	0.85	0.82	0.78	0.82	0.48	0.48	0.42	0.43	0.40
20-24	1.03	1.02	0.89	0.92	0.88	1.51	1.48	1.26	1.31	1.27	0.54	0.54	0.51	0.52	0.48
25-29	1.56	1.39	1.28	1.17	1.14	2.34	2.10	1.93	1.73	1.68	0.79	0.70	0.65	0.62	0.60
30-34	2.45	2.25	1.94	1.78	1.67	3.70	3.37	2.81	2.62	2.51	1.23	1.16	1.08	0.96	0.85
35-39	3.49	3.32	3.10	2.85	2.68	5.20	4.99	4.61	4.15	3.86	1.85	1.72	1.64	1.60	1.54
40-44	4.53	4.31	4.23	3.94	3.81	6.72	6.44	6.32	5.76	5.64	2.48	2.33	2.29	2.23	2.10
45-49	5.95	5.79	5.45	5.33	5.32	8.88	8.53	7.95	7.78	7.64	3.29	3.29	3.16	3.08	3.20
50-54	8.60	8.14	7.95	7.37	7.42	12.72	12.21	11.91	10.83	10.90	4.99	4.59	4.47	4.33	4.35
55-59	12.98	12.29	11.80	11.11	11.29	19.45	18.33	17.72	16.38	16.65	7.73	7.36	6.91	6.74	6.82
60-64	19.09	18.57	18.29	17.43	17.26	29.02	28.21	27.58	26.47	25.98	11.87	11.52	11.42	10.68	10.70
65-69	28.12	27.38	27.98	26.60	26.51	42.31	41.28	42.40	40.25	40.67	18.74	18.28	18.57	17.70	17.24
70-74	42.83	41.26	39.77	38.07	36.72	60.97	59.36	58.33	56.42	53.47	32.57	30.89	28.97	27.23	26.83
75-79	66.33	64.52	63.93	62.79	61.18	91.31	87.38	87.38	86.12	84.30	53.62	53.07	52.34	51.45	50.05
80-84	107.82	102.59	102.75	97.77	96.91	133.56	127.89	127.33	121.75	122.89	96.92	91.78	92.18	87.30	85.63
85+	196.20	195.99	198.99	196.86	195.09	193.73	196.19	197.16	184.02	185.58	197.02	195.93	199.64	201.53	198.65
Urban population															
Total	8.07	7.78	7.69	7.39	7.47	9.18	8.84	8.65	8.16	8.33	7.10	6.84	6.83	6.70	6.70
0*	10.07	9.66	8.45	7.44	7.90	10.98	10.63	9.48	7.91	9.20	9.09	8.62	7.34	6.94	6.51
1-4	0.55	0.58	0.46	0.49	0.45	0.59	0.65	0.56	0.52	0.51	0.51	0.51	0.35	0.46	0.38
5-9	0.30	0.30	0.26	0.27	0.27	0.33	0.38	0.32	0.30	0.33	0.26	0.22	0.20	0.24	0.20
10-14	0.27	0.29	0.26	0.25	0.29	0.33	0.32	0.31	0.29	0.37	0.22	0.26	0.21	0.22	0.21
15-19	0.64	0.58	0.49	0.52	0.56	0.88	0.78	0.61	0.64	0.75	0.40	0.38	0.36	0.39	0.36
20-24	0.86	0.90	0.72	0.77	0.84	1.31	1.36	1.03	1.11	1.22	0.43	0.47	0.42	0.44	0.48
25-29	1.49	1.27	1.10	1.03	1.02	2.26	1.96	1.73	1.54	1.55	0.78	0.63	0.54	0.56	0.53

	Number of deaths per 1000 people														
	total					male					female				
	2014	2015	2016	2017	2018	2014	2015	2016	2017	2018	2014	2015	2016	2017	2018
30-34	2.48	2.19	1.92	1.73	1.58	3.81	3.35	2.84	2.55	2.44	1.24	1.11	1.07	0.97	0.79
35-39	3.59	3.37	3.14	2.81	2.75	5.52	5.18	4.77	4.12	4.01	1.86	1.73	1.64	1.61	1.59
40-44	4.71	4.39	4.34	3.95	4.01	7.23	6.79	6.64	5.93	6.04	2.52	2.31	2.34	2.22	2.22
45-49	6.12	5.86	5.57	5.43	5.54	9.43	8.89	8.32	8.18	8.14	3.34	3.30	3.22	3.09	3.33
50-54	8.91	8.23	8.10	7.46	7.59	13.65	12.80	12.47	11.34	11.44	5.05	4.52	4.55	4.31	4.45
55-59	13.26	12.71	12.00	11.20	11.47	20.61	19.60	18.62	16.97	17.35	7.72	7.47	6.92	6.76	6.93
60-64	19.42	18.56	18.77	17.66	17.57	30.65	29.37	29.65	27.95	27.50	11.90	11.26	11.40	10.62	10.73
65-69	27.91	27.34	27.95	26.69	26.58	43.64	43.20	43.82	42.20	42.55	18.32	17.77	18.42	17.40	17.01
70-74	42.32	40.58	39.16	37.42	36.73	62.28	60.99	60.10	57.82	55.71	31.98	29.84	27.95	26.33	26.45
75-79	65.03	63.20	63.20	61.78	60.90	92.68	89.53	89.59	87.44	87.30	52.25	51.23	51.36	50.47	49.35
80-84	107.25	100.96	100.34	97.52	97.04	133.34	127.43	127.80	125.76	127.60	96.96	90.46	89.48	86.30	85.07
85+	201.45	200.59	206.21	204.29	204.28	205.38	205.90	211.64	189.64	198.45	200.25	198.90	204.44	209.21	206.29
Rural population															
Total	7.12	7.03	6.96	6.83	6.68	8.02	7.86	7.77	7.61	7.45	6.22	6.20	6.14	6.01	5.91
0*	9.53	9.08	8.77	8.61	8.21	10.60	10.22	9.53	9.90	9.31	8.40	7.87	7.95	7.23	7.05
1-4	0.87	0.83	0.73	0.68	0.65	0.96	0.91	0.81	0.76	0.75	0.77	0.75	0.64	0.59	0.54
5-9	0.31	0.32	0.30	0.30	0.27	0.35	0.40	0.35	0.33	0.33	0.27	0.24	0.24	0.27	0.20
10-14	0.35	0.39	0.34	0.34	0.29	0.46	0.49	0.45	0.41	0.38	0.23	0.28	0.23	0.26	0.19
15-19	0.81	0.75	0.76	0.70	0.67	1.05	0.92	1.04	0.92	0.89	0.56	0.58	0.47	0.48	0.44
20-24	1.26	1.17	1.11	1.11	0.93	1.76	1.63	1.54	1.54	1.33	0.70	0.65	0.63	0.61	0.48
25-29	1.67	1.60	1.60	1.43	1.35	2.45	2.30	2.25	2.02	1.88	0.83	0.83	0.86	0.74	0.73
30-34	2.41	2.35	1.96	1.86	1.82	3.55	3.41	2.77	2.72	2.62	1.20	1.23	1.09	0.94	0.95
35-39	3.35	3.25	3.03	2.92	2.57	4.79	4.72	4.38	4.20	3.66	1.85	1.72	1.63	1.58	1.44
40-44	4.29	4.21	4.09	3.92	3.54	6.10	6.01	5.91	5.54	5.11	2.42	2.36	2.22	2.25	1.92
45-49	5.73	5.69	5.30	5.18	5.01	8.24	8.09	7.50	7.28	6.99	3.22	3.27	3.07	3.05	3.00
50-54	8.19	8.02	7.74	7.25	7.19	11.61	11.48	11.24	10.20	10.24	4.92	4.69	4.35	4.37	4.18
55-59	12.61	11.73	11.53	10.99	11.04	18.04	16.74	16.59	15.63	15.77	7.73	7.19	6.90	6.71	6.64
60-64	18.62	18.60	17.59	17.10	16.82	26.97	26.72	24.98	24.60	24.03	11.83	11.92	11.45	10.78	10.64
65-69	28.45	27.44	28.03	26.47	26.39	40.55	38.67	40.47	37.60	38.11	19.42	19.12	18.83	18.20	17.64
70-74	43.52	42.20	40.65	39.04	36.71	59.41	57.38	56.11	54.57	50.36	33.42	32.45	30.54	28.70	27.49
75-79	68.26	66.49	65.03	64.32	61.60	89.58	84.63	84.55	84.43	80.47	55.80	56.05	53.91	53.05	51.17
80-84	108.72	105.25	106.61	98.16	96.70	133.86	128.53	126.67	116.33	116.53	96.84	94.05	96.80	89.01	86.61
85+	187.99	188.61	187.35	184.79	180.34	178.27	182.80	177.11	176.21	167.86	191.70	190.87	191.46	188.34	185.65

* Per 1000 live births.

7.2 Mortality rates by age group by region

Akmola

	Number of deaths, people														
	total					male					female				
	2014	2015	2016	2017	2018	2014	2015	2016	2017	2018	2014	2015	2016	2017	2018
Total population															
Total	7503	7423	7328	7393	7360	4159	4011	3990	3978	3920	3344	3412	3338	3415	3440
0	119	103	88	95	70	70	53	46	54	36	49	50	42	41	34
1-4	34	24	32	29	23	19	15	20	13	16	15	9	12	16	7
5-9	14	17	17	18	13	8	9	10	11	7	6	8	7	7	6
10-14	19	25	21	15	11	14	18	14	11	9	5	7	7	4	2
15-19	40	46	32	41	24	31	32	20	24	14	9	14	12	17	10
20-24	77	74	67	67	44	65	60	50	49	33	12	14	17	18	11
25-29	146	118	126	106	78	118	84	101	82	57	28	34	25	24	21
30-34	181	188	134	140	167	132	131	104	96	125	49	57	30	44	42
35-39	241	201	207	211	152	180	134	150	160	104	61	67	57	51	48
40-44	283	256	221	258	234	192	175	155	189	161	91	81	66	69	73
45-49	357	302	298	339	297	254	207	198	228	216	103	95	100	111	81

Continuation

	Number of deaths, people														
	total					male					female				
	2014	2015	2016	2017	2018	2014	2015	2016	2017	2018	2014	2015	2016	2017	2018
50-54	539	452	453	411	412	374	339	327	284	283	165	113	126	127	129
55-59	661	650	625	659	651	442	449	456	451	445	219	201	169	208	206
60-64	706	705	712	717	725	459	473	455	475	465	247	232	257	242	260
65-69	590	717	787	791	852	348	439	489	478	544	242	278	298	313	308
70-74	795	644	566	600	608	417	318	305	324	343	378	326	261	276	265
75-79	1183	1254	1236	1139	995	561	571	560	502	436	622	683	676	637	559
80-84	700	746	776	843	1050	265	295	298	312	403	435	451	478	531	647
85+	805	901	927	914	954	197	209	230	235	223	608	692	697	679	731
not specified	13	0	3	0	0	13	0	2	0	0	0	0	1	0	0
Urban population															
Total	3806	3673	3837	3897	3900	2075	1968	2043	2032	2030	1731	1705	1794	1865	1870
0	60	61	46	39	40	36	31	26	17	21	24	30	20	22	19
1-4	17	11	14	17	9	8	8	10	8	5	9	3	4	9	4
5-9	8	7	6	8	6	5	3	5	4	3	3	4	1	4	3
10-14	11	9	8	4	6	7	6	7	4	5	4	3	1	0	1
15-19	11	17	10	13	6	10	11	7	8	4	1	6	3	5	2
20-24	38	33	28	27	21	30	26	22	19	15	8	7	6	8	6
25-29	67	53	62	53	38	56	39	52	40	30	11	14	10	13	8
30-34	96	84	71	79	101	71	57	57	56	80	25	27	14	23	21
35-39	122	103	112	115	86	93	68	81	83	60	29	35	31	32	26
40-44	150	115	121	146	118	97	76	84	105	76	53	39	37	41	42
45-49	178	150	154	182	155	121	106	98	119	109	57	44	56	63	46
50-54	284	229	228	233	224	191	168	159	161	143	93	61	69	72	81
55-59	331	321	330	317	332	227	222	229	211	222	104	99	101	106	110
60-64	365	360	379	374	376	244	245	241	245	230	121	115	138	129	146
65-69	295	379	423	418	447	171	234	263	257	282	124	145	160	161	165
70-74	393	299	289	306	313	198	142	154	156	183	195	157	135	150	130
75-79	574	611	613	595	495	259	273	265	244	216	315	338	348	351	279
80-84	359	372	386	437	564	128	149	139	159	220	231	223	247	278	344
85+	443	459	554	534	563	119	104	142	136	126	324	355	412	398	437
not specified	4	0	3	0	0	4	0	2	0	0	0	0	1	0	0
Rural population															
Total	3697	3750	3491	3496	3460	2084	2043	1947	1946	1890	1613	1707	1544	1550	1570
0	59	42	42	56	30	34	22	20	37	15	25	20	22	19	15
1-4	17	13	18	12	14	11	7	10	5	11	6	6	8	7	3
5-9	6	10	11	10	7	3	6	5	7	4	3	4	6	3	3
10-14	8	16	13	11	5	7	12	7	7	4	1	4	6	4	1
15-19	29	29	22	28	18	21	21	13	16	10	8	8	9	12	8
20-24	39	41	39	40	23	35	34	28	30	18	4	7	11	10	5
25-29	79	65	64	53	40	62	45	49	42	27	17	20	15	11	13
30-34	85	104	63	61	66	61	74	47	40	45	24	30	16	21	21
35-39	119	98	95	96	66	87	66	69	77	44	32	32	26	19	22
40-44	133	141	100	112	116	95	99	71	84	85	38	42	29	28	31
45-49	179	152	144	157	142	133	101	100	109	107	46	51	44	48	35
50-54	255	223	225	178	188	183	171	168	123	140	72	52	57	55	48
55-59	330	329	295	342	319	215	227	227	240	223	115	102	68	102	96
60-64	341	345	333	343	349	215	228	214	230	235	126	117	119	113	114
65-69	295	338	364	373	405	177	205	226	221	262	118	133	138	152	143
70-74	402	345	277	294	295	219	176	151	168	160	183	169	126	126	135
75-79	609	643	623	544	500	302	298	295	258	220	307	345	328	286	280
80-84	341	374	390	406	486	137	146	159	153	183	204	228	231	253	303
85+	362	442	373	380	391	78	105	88	99	97	284	337	285	281	294
not specified	9	0	0	0	0	9	0	0	0	0	0	0	0	0	0

	Number of deaths per 1000 people														
	total					male					female				
	2014	2015	2016	2017	2018	2014	2015	2016	2017	2018	2014	2015	2016	2017	2018
Total population															
Total	10.19	10.02	9.91	10.04	9.96	11.70	11.21	11.16	11.15	10.94	8.79	8.91	8.74	8.99	9.04
0	9.29	8.11	7.03	7.69	5.64	10.67	8.11	7.11	8.45	5.64	7.85	8.12	6.94	6.87	5.64
1-4	0.68	0.48	0.63	0.58	0.46	0.74	0.58	0.77	0.51	0.63	0.61	0.37	0.49	0.66	0.29
5-9	0.25	0.29	0.29	0.30	0.21	0.28	0.30	0.33	0.35	0.22	0.22	0.28	0.24	0.24	0.20
10-14	0.40	0.51	0.42	0.29	0.21	0.57	0.72	0.55	0.42	0.33	0.22	0.30	0.29	0.16	0.08
15-19	0.78	0.94	0.70	0.95	0.55	1.18	1.28	0.85	1.09	0.63	0.36	0.59	0.54	0.81	0.47
20-24	1.32	1.29	1.21	1.28	0.89	2.15	2.03	1.74	1.80	1.29	0.43	0.50	0.63	0.72	0.47
25-29	2.42	1.95	2.12	1.84	1.39	3.73	2.64	3.23	2.70	1.93	0.98	1.19	0.89	0.88	0.78
30-34	3.39	3.46	2.43	2.48	2.89	4.88	4.74	3.69	3.30	4.16	1.86	2.13	1.11	1.61	1.52
35-39	4.68	3.87	4.02	4.13	2.96	7.09	5.20	5.85	6.28	4.03	2.33	2.56	2.20	1.99	1.88
40-44	5.71	5.13	4.43	5.19	4.71	8.06	7.29	6.42	7.79	6.60	3.53	3.13	2.56	2.71	2.88
45-49	7.31	6.26	6.23	7.11	6.22	10.81	8.91	8.58	9.95	9.42	4.05	3.80	4.03	4.48	3.26
50-54	10.12	8.62	8.93	8.35	8.57	14.89	13.66	13.62	12.18	12.38	5.85	4.09	4.72	4.90	5.12
55-59	14.88	13.93	12.85	13.29	13.06	22.10	21.21	20.49	19.68	19.24	8.95	7.88	6.41	7.80	7.72
60-64	20.74	20.03	19.73	19.35	18.87	31.86	31.70	29.67	29.96	27.99	12.56	11.45	12.38	11.42	11.92
65-69	28.27	29.77	29.90	28.45	29.59	41.16	45.13	46.31	43.15	47.45	19.47	19.37	18.90	18.71	17.77
70-74	47.30	45.76	44.43	45.85	41.52	72.37	64.80	66.54	66.97	62.57	34.20	35.56	32.01	33.46	28.92
75-79	73.80	72.99	71.21	68.95	68.14	106.56	103.55	102.68	98.47	98.59	57.76	58.55	56.77	55.78	54.91
80-84	117.02	122.52	115.31	107.73	117.15	158.71	171.01	156.06	138.98	159.19	100.82	103.35	99.17	95.16	100.60
85+	213.64	228.19	231.10	236.48	252.82	259.04	261.90	278.28	300.32	286.82	202.16	219.65	218.88	220.28	243.99
Urban population															
Total	10.97	10.52	10.96	11.18	11.19	12.77	12.02	12.44	12.40	12.37	9.39	9.19	9.66	10.09	10.14
0	8.88	9.04	6.84	5.90	6.20	10.37	8.87	7.48	4.95	6.24	7.32	9.21	6.15	6.93	6.15
1-4	0.65	0.42	0.53	0.66	0.35	0.59	0.59	0.74	0.60	0.38	0.71	0.24	0.31	0.71	0.32
5-9	0.32	0.26	0.21	0.27	0.20	0.38	0.21	0.34	0.26	0.19	0.24	0.30	0.07	0.28	0.20
10-14	0.56	0.44	0.38	0.18	0.27	0.69	0.57	0.64	0.36	0.43	0.42	0.30	0.10	0.00	0.09
15-19	0.53	0.85	0.52	0.70	0.32	0.94	1.07	0.71	0.84	0.42	0.10	0.61	0.32	0.55	0.22
20-24	1.39	1.27	1.14	1.18	0.98	2.24	2.04	1.80	1.63	1.36	0.57	0.53	0.48	0.71	0.58
25-29	2.21	1.73	2.04	1.80	1.36	3.68	2.54	3.43	2.75	2.18	0.73	0.92	0.65	0.87	0.56
30-34	3.66	3.16	2.65	2.88	3.58	5.46	4.32	4.27	4.07	5.61	1.89	2.02	1.04	1.69	1.51
35-39	4.95	4.15	4.54	4.72	3.55	7.76	5.58	6.65	6.91	5.01	2.29	2.77	2.48	2.59	2.13
40-44	6.43	4.91	5.17	6.29	5.11	8.95	7.01	7.70	9.58	6.91	4.24	3.11	2.96	3.35	3.48
45-49	7.86	6.76	6.98	8.27	7.03	11.67	10.40	9.59	11.68	10.71	4.65	3.67	4.73	5.33	3.88
50-54	11.48	9.43	9.75	10.29	10.19	17.21	15.34	15.09	15.83	14.46	6.80	4.57	5.37	5.78	6.70
55-59	15.75	14.66	14.48	13.73	14.44	25.45	23.81	23.45	21.10	22.19	8.58	7.87	7.75	8.10	8.46
60-64	21.78	20.90	21.57	20.84	20.25	36.34	35.51	34.26	34.04	30.75	12.02	11.13	13.10	12.00	13.17
65-69	28.56	31.55	32.08	29.95	31.00	42.57	50.74	52.82	49.32	52.64	19.65	19.59	19.46	18.41	18.20
70-74	49.26	44.80	47.90	48.71	43.48	76.79	63.72	73.21	69.92	71.40	36.11	35.32	34.36	37.03	28.05
75-79	74.86	74.67	73.77	74.80	71.02	112.80	114.73	113.02	110.48	112.97	58.59	58.24	58.29	61.08	55.16
80-84	120.96	123.30	116.46	114.37	129.24	164.00	189.33	162.67	160.69	201.93	105.60	100.00	100.41	98.18	105.05
85+	244.21	244.73	296.87	312.74	352.10	334.27	285.71	391.72	435.90	445.23	222.22	234.87	274.05	285.20	332.07
Rural population															
Total	9.50	9.59	8.96	9.01	8.87	10.79	10.53	10.08	10.09	9.73	8.22	8.66	7.87	7.94	8.01
0	9.74	7.06	7.25	9.74	5.03	10.99	7.22	6.69	12.51	4.98	8.44	6.90	7.87	6.80	5.08
1-4	0.71	0.54	0.74	0.50	0.58	0.90	0.57	0.80	0.40	0.89	0.51	0.51	0.67	0.60	0.26
5-9	0.19	0.32	0.36	0.32	0.23	0.19	0.38	0.32	0.44	0.25	0.20	0.26	0.40	0.20	0.20
10-14	0.29	0.56	0.45	0.38	0.16	0.49	0.83	0.48	0.47	0.26	0.07	0.29	0.43	0.28	0.07
15-19	0.96	1.01	0.83	1.13	0.72	1.35	1.42	0.96	1.27	0.78	0.54	0.57	0.70	1.00	0.66
20-24	1.26	1.31	1.26	1.36	0.83	2.08	2.02	1.70	1.92	1.23	0.28	0.48	0.76	0.72	0.38
25-29	2.63	2.18	2.21	1.88	1.42	3.77	2.74	3.04	2.66	1.72	1.25	1.50	1.17	0.89	1.04
30-34	3.12	3.75	2.22	2.10	2.23	4.34	5.13	3.16	2.61	2.85	1.82	2.25	1.18	1.53	1.53
35-39	4.43	3.61	3.54	3.59	2.44	6.49	4.87	5.13	5.71	3.19	2.37	2.36	1.94	1.43	1.66
40-44	5.08	5.33	3.77	4.22	4.35	7.33	7.52	5.37	6.31	6.35	2.86	3.16	2.18	2.11	2.34
45-49	6.83	5.84	5.58	6.12	5.52	10.13	7.74	7.78	8.57	8.39	3.50	3.93	3.40	3.71	2.70
50-54	8.94	7.92	8.24	6.69	7.21	13.05	12.33	12.47	9.35	10.79	4.96	3.64	4.12	4.09	3.66

Continuation

	Number of deaths per 1000 people														
	total					male					female				
	2014	2015	2016	2017	2018	2014	2015	2016	2017	2018	2014	2015	2016	2017	2018
55-59	14.10	13.28	11.41	12.91	11.89	19.40	19.16	18.17	18.58	16.99	9.32	7.89	5.09	7.51	7.01
60-64	19.73	19.21	17.98	17.95	17.57	27.95	28.42	25.78	26.56	25.74	13.12	11.77	11.64	10.82	10.63
65-69	27.97	28.00	27.72	26.94	28.17	39.89	40.07	40.49	37.67	42.91	19.28	19.12	18.28	19.05	17.29
70-74	45.54	46.62	41.31	43.20	39.62	68.81	65.70	60.89	64.44	54.81	32.37	35.79	29.82	30.01	29.82
75-79	72.83	71.47	68.86	63.53	65.51	101.72	95.07	94.86	89.29	87.63	56.93	58.85	55.25	50.41	54.66
80-84	113.15	121.74	114.20	101.40	105.68	154.10	155.65	150.71	121.86	126.91	95.91	106.84	97.88	92.05	95.98
85+	185.26	213.22	173.81	176.13	179.81	192.83	241.94	189.66	210.41	196.16	183.28	205.61	169.44	166.57	175.00

Aktobe

	Number of deaths, people														
	total					male					female				
	2014	2015	2016	2017	2018	2014	2015	2016	2017	2018	2014	2015	2016	2017	2018
Total population															
Total	5561	5554	5647	5456	5554	3103	3082	3137	2955	3043	2458	2472	2510	2501	2511
0	193	193	169	139	169	103	111	101	64	99	90	82	68	75	70
1-4	38	52	34	39	45	21	32	24	23	26	17	20	10	16	19
5-9	18	18	22	20	15	11	14	14	16	5	7	4	8	4	10
10-14	18	16	18	10	19	12	10	12	6	12	6	6	6	4	7
15-19	34	42	28	37	29	26	27	19	27	19	8	15	9	10	10
20-24	77	72	54	59	56	57	51	44	43	43	20	21	10	16	13
25-29	118	96	105	76	88	79	71	87	60	62	39	25	18	16	26
30-34	142	121	138	115	107	112	87	92	84	77	30	34	46	31	30
35-39	200	193	185	156	131	151	157	140	112	94	49	36	45	44	37
40-44	218	212	234	176	232	167	161	177	117	171	51	51	57	59	61
45-49	265	291	282	277	259	184	205	207	195	181	81	86	75	82	78
50-54	449	403	392	352	369	313	289	277	251	254	136	114	115	101	115
55-59	487	485	459	490	494	334	328	298	318	328	153	157	161	172	166
60-64	479	520	533	547	545	306	338	355	342	365	173	182	178	205	180
65-69	390	485	489	523	563	241	279	312	338	348	149	206	177	185	215
70-74	529	407	357	348	402	275	207	194	199	214	254	200	163	149	188
75-79	762	798	874	801	672	360	369	380	345	305	402	429	494	456	367
80-84	506	470	540	584	700	186	175	193	237	263	320	295	347	347	437
85+	635	680	733	707	659	162	171	210	178	177	473	509	523	529	482
not specified	3	0	1	0	0	3	0	1	0	0	0	0	0	0	0
Urban population															
Total	3462	3479	3512	3761	3914	1901	1881	1915	1996	2098	1561	1598	1597	1765	1816
0	136	122	112	89	130	72	66	71	38	80	64	56	41	51	50
1-4	21	36	15	27	26	10	21	12	19	15	11	15	3	8	11
5-9	12	11	10	12	12	8	8	6	10	3	4	3	4	2	9
10-14	6	8	9	8	13	4	4	6	5	6	2	4	3	3	7
15-19	18	19	10	22	19	15	11	6	17	11	3	8	4	5	8
20-24	39	45	27	28	40	28	30	24	19	33	11	15	3	9	7
25-29	73	60	63	54	54	49	45	51	41	36	24	15	12	13	18
30-34	91	75	92	84	67	72	55	60	58	47	19	20	32	26	20
35-39	133	120	111	112	87	101	101	86	78	54	32	19	25	34	33
40-44	143	147	140	120	163	111	110	109	78	117	32	37	31	42	46
45-49	157	182	187	188	174	111	128	129	126	116	46	54	58	62	58
50-54	285	244	236	234	264	198	175	156	162	175	87	69	80	72	89
55-59	303	307	308	348	353	210	206	191	219	228	93	101	117	129	125
60-64	306	334	341	392	375	187	211	229	238	248	119	123	112	154	127
65-69	260	315	322	346	409	161	184	199	224	250	99	131	123	122	159
70-74	317	240	205	240	286	158	114	107	139	157	159	126	98	101	129
75-79	445	466	521	532	441	199	208	225	220	201	246	258	296	312	240
80-84	309	295	305	398	504	107	104	107	167	182	202	191	198	231	322

Continuation

	Number of deaths, people														
	total					male					female				
	2014	2015	2016	2017	2018	2014	2015	2016	2017	2018	2014	2015	2016	2017	2018
85+	405	453	497	527	497	97	100	140	138	139	308	353	357	389	358
not specified	0	0	0	0	0	3	0	1	0	0	0	0	0	0	0
Rural population															
Total	2099	2075	2135	1695	1640	1202	1201	1222	959	945	897	874	913	736	695
0	57	71	57	50	39	31	45	30	26	19	26	26	27	24	20
1-4	17	16	19	12	19	11	11	12	4	11	6	5	7	8	8
5-9	6	7	12	8	3	3	6	8	6	2	3	1	4	2	1
10-14	12	8	9	2	6	8	6	6	1	6	4	2	3	1	0
15-19	16	23	18	15	10	11	16	13	10	8	5	7	5	5	2
20-24	38	27	27	31	16	29	21	20	24	10	9	6	7	7	6
25-29	45	36	42	22	34	30	26	36	19	26	15	10	6	3	8
30-34	51	46	46	31	40	40	32	32	26	30	11	14	14	5	10
35-39	67	73	74	44	44	50	56	54	34	40	17	17	20	10	4
40-44	75	65	94	56	69	56	51	68	39	54	19	14	26	17	15
45-49	108	109	95	89	85	73	77	78	69	65	35	32	17	20	20
50-54	164	159	156	118	105	115	114	121	89	79	49	45	35	29	26
55-59	184	178	151	142	141	124	122	107	99	100	60	56	44	43	41
60-64	173	186	192	155	170	119	127	126	104	117	54	59	66	51	53
65-69	130	170	167	177	154	80	95	113	114	98	50	75	54	63	56
70-74	212	167	152	108	116	117	93	87	60	57	95	74	65	48	59
75-79	317	332	353	269	231	161	161	155	125	104	156	171	198	144	127
80-84	197	175	235	186	196	79	71	86	70	81	118	104	149	116	115
85+	230	227	236	180	162	65	71	70	40	38	165	156	166	140	124
not specified	0	0	0	0	0	0	0	0	0	0	0	0	0	0	0

Continuation

	Number of deaths per 1000 people														
	total					male					female				
	2014	2015	2016	2017	2018	2014	2015	2016	2017	2018	2014	2015	2016	2017	2018
Total population															
Total	6.82	6.70	6.72	6.41	6.43	7.88	7.70	7.72	7.17	7.28	5.82	5.77	5.78	5.69	5.64
0	9.91	9.68	8.54	7.22	8.66	10.11	10.70	9.89	6.45	9.86	9.67	8.57	7.10	8.05	7.39
1-4	0.55	0.72	0.46	0.51	0.58	0.59	0.86	0.62	0.58	0.65	0.51	0.57	0.28	0.44	0.51
5-9	0.26	0.25	0.28	0.25	0.18	0.31	0.37	0.35	0.38	0.11	0.21	0.11	0.21	0.10	0.24
10-14	0.35	0.30	0.32	0.17	0.30	0.46	0.37	0.42	0.20	0.37	0.24	0.23	0.22	0.14	0.23
15-19	0.60	0.78	0.54	0.74	0.58	0.89	0.98	0.72	1.05	0.74	0.29	0.57	0.36	0.41	0.41
20-24	0.91	0.92	0.75	0.91	0.94	1.38	1.31	1.22	1.30	1.41	0.47	0.53	0.28	0.50	0.45
25-29	1.47	1.15	1.23	0.88	1.03	2.00	1.74	2.10	1.44	1.50	0.96	0.59	0.41	0.36	0.59
30-34	2.22	1.83	2.01	1.60	1.43	3.54	2.66	2.71	2.36	2.08	0.93	1.02	1.32	0.85	0.79
35-39	3.62	3.42	3.22	2.66	2.18	5.58	5.66	4.94	3.87	3.16	1.74	1.26	1.55	1.49	1.22
40-44	4.14	4.02	4.44	3.34	4.38	6.68	6.43	7.07	4.65	6.71	1.84	1.84	2.07	2.15	2.22
45-49	5.23	5.78	5.59	5.47	5.09	7.73	8.63	8.69	8.17	7.57	3.02	3.23	2.81	3.06	2.89
50-54	8.87	7.89	7.73	7.01	7.46	13.33	12.21	11.82	10.81	11.09	5.01	4.16	4.21	3.75	4.33
55-59	12.73	11.94	10.62	10.82	10.57	19.51	17.99	15.31	15.58	15.50	7.23	7.02	6.78	6.92	6.49
60-64	17.46	17.97	17.77	17.30	16.19	26.51	27.62	27.85	25.25	25.17	10.88	10.90	10.30	11.34	9.40
65-69	24.77	26.08	23.31	23.55	24.31	37.96	37.29	37.04	38.18	37.91	15.86	18.54	14.10	13.85	15.38
70-74	43.73	40.12	38.40	35.46	35.56	64.60	58.13	58.30	54.84	50.45	32.39	30.38	27.31	24.09	26.62
75-79	65.14	63.44	69.04	66.19	61.54	91.93	89.10	92.51	89.58	88.56	51.63	50.85	57.77	55.27	49.09
80-84	111.40	105.15	107.68	97.37	100.86	141.23	133.03	129.88	130.51	125.84	99.22	93.52	98.33	82.97	90.09
85+	195.26	187.98	212.99	211.61	198.23	200.00	195.54	234.64	204.36	205.57	193.69	199.14	205.38	214.17	195.66
Urban population															
Total	6.86	6.74	6.67	6.33	6.43	7.97	7.70	7.67	7.06	7.24	5.87	5.88	5.77	5.67	5.70
0	10.68	9.23	8.52	6.13	9.06	10.77	9.59	10.42	5.04	10.76	10.57	8.84	6.48	7.30	7.26
1-4	0.48	0.78	0.31	0.51	0.46	0.44	0.88	0.48	0.69	0.51	0.52	0.68	0.13	0.31	0.40

Continuation

	Number of deaths per 1000 people														
	total					male					female				
	2014	2015	2016	2017	2018	2014	2015	2016	2017	2018	2014	2015	2016	2017	2018
5-9	0.30	0.25	0.21	0.22	0.20	0.39	0.36	0.25	0.36	0.10	0.21	0.14	0.18	0.08	0.31
10-14	0.21	0.27	0.28	0.22	0.31	0.28	0.26	0.37	0.27	0.28	0.15	0.28	0.19	0.17	0.35
15-19	0.59	0.65	0.35	0.73	0.59	0.95	0.74	0.41	1.11	0.67	0.20	0.57	0.29	0.34	0.51
20-24	0.71	0.91	0.62	0.69	1.03	1.07	1.25	1.11	0.93	1.69	0.38	0.59	0.14	0.45	0.36
25-29	1.38	1.07	1.07	0.86	0.84	1.92	1.68	1.84	1.40	1.19	0.87	0.51	0.38	0.39	0.53
30-34	2.21	1.75	2.05	1.68	1.21	3.60	2.65	2.77	2.40	1.76	0.89	0.90	1.38	1.01	0.70
35-39	3.87	3.38	3.03	2.80	2.00	6.18	5.93	4.87	4.03	2.55	1.77	1.03	1.32	1.65	1.48
40-44	4.37	4.47	4.27	3.46	4.42	7.41	7.31	7.23	4.85	6.76	1.80	2.08	1.75	2.26	2.35
45-49	5.00	5.82	5.96	5.64	4.92	7.83	9.02	9.04	8.32	7.20	2.67	3.16	3.39	3.41	3.01
50-54	8.92	7.54	7.36	7.05	7.70	13.85	12.16	11.02	10.97	11.42	4.92	3.84	4.47	3.91	4.69
55-59	12.79	12.11	11.30	11.51	10.74	20.52	18.75	16.12	16.57	15.77	6.90	7.03	7.59	7.58	6.79
60-64	17.75	18.32	18.09	18.66	15.90	26.48	28.18	29.51	27.20	25.11	11.69	11.45	10.08	12.56	9.26
65-69	26.66	27.14	24.36	23.20	24.82	42.20	40.56	38.57	38.48	38.80	16.67	18.54	15.27	13.42	15.85
70-74	44.50	39.67	36.45	37.42	36.38	66.75	56.87	56.21	61.41	55.36	33.43	31.14	26.34	24.34	25.67
75-79	63.79	62.49	69.32	70.06	60.64	89.67	88.95	96.53	94.36	91.01	51.66	50.40	57.09	59.30	47.40
80-84	105.66	102.59	95.40	100.01	106.33	134.85	129.92	119.75	147.01	134.17	94.79	92.05	85.96	81.24	95.17
85+	195.51	206.33	226.99	236.96	215.76	204.00	194.17	267.69	257.22	248.21	192.98	210.06	214.22	230.52	205.33
Rural population															
Total	6.75	6.63	6.80	5.58	6.42	7.75	7.69	7.80	6.41	7.36	5.75	5.58	5.82	5.18	5.47
0	8.45	10.55	8.57	10.59	7.69	8.87	12.89	8.82	10.85	7.3	8.01	8.03	8.30	10.32	8.10
1-4	0.67	0.62	0.73	0.52	0.94	0.84	0.83	0.90	0.34	1.06	0.48	0.40	0.56	0.71	0.81
5-9	0.21	0.24	0.40	0.29	0.12	0.20	0.39	0.52	0.42	0.16	0.22	0.07	0.27	0.15	0.08
10-14	0.53	0.34	0.37	0.09	0.27	0.69	0.50	0.48	0.08	0.53	0.36	0.18	0.26	0.09	0.00
15-19	0.61	0.93	0.78	0.74	0.55	0.81	1.26	1.09	0.95	0.86	0.39	0.58	0.44	0.51	0.23
20-24	1.29	0.93	0.96	1.27	0.78	1.91	1.40	1.37	1.88	0.92	0.63	0.43	0.51	0.60	0.62
25-29	1.67	1.34	1.58	0.94	1.65	2.14	1.86	2.60	1.54	2.37	1.15	0.77	0.47	0.27	0.83
30-34	2.25	1.99	1.93	1.41	2.04	3.43	2.69	2.60	2.28	2.91	1.00	1.25	1.21	0.47	1.07
35-39	3.21	3.50	3.56	2.36	2.65	4.67	5.22	5.05	3.54	4.68	1.67	1.67	1.98	1.11	0.50
40-44	3.76	3.27	4.74	3.11	4.30	5.60	5.11	6.82	4.29	6.61	1.91	1.41	2.63	1.91	1.90
45-49	5.61	5.71	4.98	5.13	5.47	7.59	8.06	8.17	7.92	8.31	3.64	3.35	1.78	2.32	2.59
50-54	8.78	8.48	8.34	6.95	6.92	12.52	12.29	13.04	10.52	10.43	5.16	4.75	3.72	3.40	3.42
55-59	12.63	11.67	9.46	9.45	10.14	18.01	16.83	14.06	13.75	14.91	7.81	6.99	5.27	5.50	5.70
60-64	16.96	17.37	17.21	14.60	16.89	26.56	26.74	25.25	21.70	25.28	9.44	9.90	10.71	8.76	9.75
65-69	21.70	24.32	21.52	24.26	23.04	31.56	32.26	34.63	37.59	35.84	14.46	18.55	12.01	14.78	14.18
70-74	42.62	40.79	41.39	31.76	33.69	61.90	59.75	61.10	43.96	40.54	30.80	29.16	28.91	23.58	28.96
75-79	67.14	64.84	68.63	59.67	63.33	94.90	89.30	87.25	82.24	84.18	51.57	51.54	58.81	48.18	52.65
80-84	121.79	109.75	129.26	92.15	89.07	150.91	137.86	145.15	102.94	110.43	107.86	96.34	121.58	86.66	78.39
85+	194.83	183.81	188.50	161.15	158.67	194.32	197.50	188.17	119.58	126.25	195.04	178.18	188.64	178.91	172.22

Almaty

	Number of deaths, people														
	total					male					female				
	2014	2015	2016	2017	2018	2014	2015	2016	2017	2018	2014	2015	2016	2017	2018
Total population															
Total	13661	13654	13457	13486	13286	7632	7660	7504	7549	7308	6029	5994	5953	5937	5978
0	426	400	381	384	351	234	239	219	225	205	192	161	162	159	146
1-4	138	127	108	137	123	83	77	61	76	68	55	50	47	61	55
5-9	58	76	61	67	56	32	54	36	39	37	26	22	25	28	19
10-14	41	37	40	60	43	32	23	28	43	25	9	14	12	17	18
15-19	88	84	74	92	74	56	57	52	60	54	32	27	22	32	20
20-24	198	182	155	184	123	138	132	99	122	90	60	50	56	62	33
25-29	290	262	264	216	185	216	184	184	166	142	74	78	80	50	43
30-34	377	347	295	290	296	280	244	216	211	213	97	103	79	79	83
35-39	497	487	393	413	404	355	357	277	283	289	142	130	116	130	115
40-44	577	522	570	532	481	411	366	396	376	343	166	156	174	156	138

	Number of deaths, people														
	total					male					female				
	2014	2015	2016	2017	2018	2014	2015	2016	2017	2018	2014	2015	2016	2017	2018
45-49	660	721	669	697	626	472	491	464	474	436	188	230	205	223	190
50-54	891	908	914	886	795	597	631	637	607	516	294	277	277	279	279
55-59	1121	1158	1167	1126	1144	735	788	770	722	736	386	370	397	404	408
60-64	1311	1361	1325	1328	1338	829	890	835	856	842	482	471	490	472	496
65-69	1189	1289	1441	1462	1538	721	784	883	899	948	468	505	558	563	590
70-74	1297	1092	1046	1023	1065	688	576	584	575	593	609	516	462	448	472
75-79	1775	1831	1723	1690	1536	854	820	806	787	730	921	1011	917	903	806
80-84	1235	1152	1263	1327	1551	474	468	507	566	612	761	684	756	761	939
85+	1492	1610	1567	1572	1557	425	475	449	462	429	1067	1135	1118	1110	1128
not specified	0	8	1	0	0	0	4	1	0	0	0	4	0	0	0
Urban population															
Total	4035	4180	4083	3968	4002	2210	2324	2210	2137	2130	1825	1856	1873	1831	1872
0	101	110	106	84	86	46	63	66	50	48	55	47	40	34	38
1-4	29	33	28	36	20	17	20	17	22	12	12	13	11	14	8
5-9	15	20	16	25	19	8	15	10	13	14	7	5	6	12	5
10-14	10	8	10	11	15	8	5	5	8	9	2	3	5	3	6
15-19	23	25	13	23	18	15	16	9	11	12	8	9	4	12	6
20-24	48	63	33	35	32	34	44	22	22	23	14	19	11	13	9
25-29	78	69	71	50	60	57	48	42	36	43	21	21	29	14	17
30-34	95	92	92	78	74	67	66	73	57	57	28	26	19	21	17
35-39	135	125	104	105	117	96	90	73	74	86	39	35	31	31	31
40-44	163	151	179	158	132	120	111	127	117	87	43	40	52	41	45
45-49	198	222	205	196	182	142	150	139	133	122	56	72	66	63	60
50-54	233	295	279	267	254	166	211	194	181	163	67	84	85	86	91
55-59	325	357	322	330	332	211	237	208	202	210	114	120	114	128	122
60-64	399	432	401	408	402	251	283	246	260	244	148	149	155	148	158
65-69	379	423	481	449	490	240	274	289	267	287	139	149	192	182	203
70-74	348	329	307	272	357	182	167	168	149	190	166	162	139	123	167
75-79	566	534	534	515	434	262	243	247	227	204	304	291	287	288	230
80-84	399	376	385	427	472	142	141	142	184	190	257	235	243	243	282
85+	491	508	517	499	506	146	136	133	124	129	345	372	384	375	377
not specified	0	8	0	0	0	0	4	0	0	0	0	4	0	0	0
Rural population															
Total	9626	9474	9374	9518	9284	5422	5336	5294	5412	5178	4204	4138	4080	4106	4106
0	325	290	275	300	265	188	176	153	175	157	137	114	122	125	108
1-4	109	94	80	101	103	66	57	44	54	56	43	37	36	47	47
5-9	43	56	45	42	37	24	39	26	26	23	19	17	19	16	14
10-14	31	29	30	49	28	24	18	23	35	16	7	11	7	14	12
15-19	65	59	61	69	56	41	41	43	49	42	24	18	18	20	14
20-24	150	119	122	149	91	104	88	77	100	67	46	31	45	49	24
25-29	212	193	193	166	125	159	136	142	130	99	53	57	51	36	26
30-34	282	255	203	212	222	213	178	143	154	156	69	77	60	58	66
35-39	362	362	289	308	287	259	267	204	209	203	103	95	85	99	84
40-44	414	371	391	374	349	291	255	269	259	256	123	116	122	115	93
45-49	462	499	464	501	444	330	341	325	341	314	132	158	139	160	130
50-54	658	613	635	619	541	431	420	443	426	353	227	193	192	193	188
55-59	796	801	845	796	812	524	551	562	520	526	272	250	283	276	286
60-64	912	929	924	920	936	578	607	589	596	598	334	322	335	324	338
65-69	810	866	960	1013	1048	481	510	594	632	661	329	356	366	381	387
70-74	949	763	739	751	708	506	409	416	426	403	443	354	323	325	305
75-79	1209	1297	1189	1175	1102	592	577	559	560	526	617	720	630	615	576
80-84	836	776	878	900	1079	332	327	365	382	422	504	449	513	518	657
85+	1001	1102	1050	1073	1051	279	339	316	338	300	722	763	734	735	751
not specified	0	0	1	0	0	0	0	1	0	0	0	0	0	0	0

Continuation

	Number of deaths per 1000 people														
	Total					Male					Female				
	2014	2015	2016	2017	2018	2014	2015	2016	2017	2018	2014	2015	2016	2017	2018
Total population															
Total	6.91	7.06	6.85	6.74	6.55	7.85	8.04	7.75	7.64	7.28	5.99	6.10	5.97	5.86	5.84
0	8.57	8.15	7.54	7.66	6.98	9.12	9.47	8.33	8.66	7.94	7.98	6.75	6.68	6.59	5.96
1-4	0.77	0.70	0.58	0.71	0.63	0.91	0.83	0.64	0.77	0.67	0.63	0.57	0.52	0.65	0.58
5-9	0.32	0.41	0.31	0.32	0.26	0.34	0.56	0.35	0.36	0.34	0.30	0.24	0.26	0.28	0.18
10-14	0.30	0.27	0.27	0.39	0.26	0.46	0.32	0.37	0.54	0.29	0.14	0.21	0.17	0.23	0.23
15-19	0.67	0.68	0.62	0.76	0.59	0.82	0.90	0.84	0.96	0.84	0.50	0.45	0.38	0.54	0.33
20-24	1.21	1.20	1.08	1.36	0.97	1.63	1.66	1.32	1.73	1.36	0.76	0.69	0.82	0.97	0.55
25-29	1.59	1.48	1.54	1.31	1.18	2.37	2.08	2.11	1.96	1.74	0.81	0.89	0.94	0.62	0.58
30-34	2.44	2.24	1.84	1.74	1.75	3.65	3.17	2.71	2.54	2.51	1.25	1.32	0.98	0.95	0.98
35-39	3.60	3.58	2.85	2.95	2.82	5.18	5.28	4.04	4.05	4.05	2.04	1.90	1.68	1.85	1.60
40-44	4.51	4.13	4.45	4.10	3.67	6.55	5.89	6.28	5.87	5.29	2.55	2.43	2.68	2.37	2.09
45-49	5.64	6.32	5.81	5.95	5.24	8.35	8.92	8.33	8.33	7.50	3.10	3.90	3.45	3.70	3.10
50-54	7.76	8.04	8.10	7.89	7.15	11.01	11.83	11.92	11.36	9.71	4.85	4.65	4.66	4.74	4.80
55-59	12.53	12.62	12.10	11.23	10.99	17.94	18.74	17.39	15.65	15.31	7.96	7.44	7.61	7.46	7.28
60-64	19.22	19.92	18.65	17.87	17.31	27.69	29.59	26.58	25.98	24.51	12.59	12.31	12.37	11.41	11.55
65-69	28.84	27.99	28.49	27.25	27.22	40.89	40.43	41.94	40.40	40.35	19.84	18.93	18.89	17.93	17.88
70-74	40.00	38.46	39.06	37.46	35.70	53.37	50.12	53.36	51.14	48.54	31.18	30.54	29.18	27.89	26.80
75-79	65.60	64.76	59.48	59.12	56.62	83.73	78.04	75.36	75.24	73.53	54.64	56.90	50.19	49.81	46.86
80-84	106.17	100.37	99.71	91.22	95.53	116.26	113.94	111.27	108.30	105.77	100.72	92.82	93.22	81.65	89.86
85+	175.52	188.87	179.79	178.40	170.85	145.03	159.13	143.84	141.22	123.42	191.56	204.89	199.86	200.36	200.09
Urban population															
Total	8.30	8.92	8.63	8.45	8.68	9.54	10.40	9.79	9.51	9.65	7.17	7.57	7.58	7.47	7.79
0	8.09	8.63	8.40	6.61	6.85	7.19	9.60	10.07	7.64	7.48	9.04	7.61	6.61	5.52	6.2
1-4	0.65	0.72	0.59	0.76	0.43	0.75	0.86	0.71	0.91	0.51	0.55	0.58	0.48	0.61	0.36
5-9	0.37	0.46	0.34	0.51	0.38	0.39	0.68	0.42	0.52	0.55	0.36	0.24	0.26	0.50	0.20
10-14	0.33	0.26	0.31	0.33	0.43	0.51	0.31	0.30	0.46	0.51	0.14	0.20	0.32	0.18	0.35
15-19	0.78	0.90	0.48	0.86	0.67	1.00	1.12	0.65	0.80	0.87	0.56	0.67	0.31	0.93	0.46
20-24	1.29	1.77	1.00	1.18	1.21	1.80	2.42	1.29	1.42	1.65	0.76	1.10	0.69	0.92	0.72
25-29	1.92	1.69	1.78	1.34	1.76	2.87	2.40	2.13	1.91	2.45	1.01	1.01	1.43	0.75	1.03
30-34	2.71	2.58	2.55	2.17	2.13	3.99	3.85	4.19	3.27	3.34	1.54	1.41	1.02	1.14	0.97
35-39	4.21	3.86	3.20	3.30	3.79	6.33	5.82	4.67	4.84	5.83	2.31	2.07	1.83	1.87	1.92
40-44	5.30	4.89	5.82	5.23	4.50	8.49	7.83	9.00	8.40	6.37	2.59	2.40	3.13	2.52	2.87
45-49	6.96	7.80	7.19	6.91	6.50	10.88	11.49	10.63	10.26	9.64	3.64	4.67	4.27	4.08	3.91
50-54	8.18	10.32	9.89	9.74	9.62	12.92	16.41	15.35	14.78	13.85	4.29	5.34	5.46	5.67	6.22
55-59	14.39	15.13	13.08	13.14	13.03	21.73	23.28	19.44	18.38	18.80	8.86	8.93	8.19	9.06	8.53
60-64	22.32	23.72	21.45	21.26	20.55	34.06	37.85	32.04	33.28	30.79	14.08	13.86	14.07	13.01	13.58
65-69	33.69	32.95	34.22	30.70	32.83	52.95	54.25	53.40	48.05	50.43	20.70	19.11	22.21	20.07	21.98
70-74	41.92	44.33	43.65	37.33	44.29	59.39	59.09	61.81	52.64	61.99	31.69	35.29	32.21	27.61	33.43
75-79	77.32	68.99	67.78	67.45	61.97	102.72	91.69	92.56	89.35	88.91	63.73	57.17	55.09	56.53	48.84
80-84	118.49	113.64	108.06	107.26	107.64	129.50	130.80	123.16	143.30	136.69	113.17	105.38	100.83	90.10	94.16
85+	229.49	231.15	229.98	227.33	228.55	217.10	192.23	174.88	158.16	157.80	235.17	249.58	258.15	265.77	269.96
Rural population															
Total	6.45	6.46	6.28	6.22	5.92	7.33	7.32	7.13	7.09	6.61	5.59	5.61	5.44	5.35	5.24
0	8.73	7.97	7.26	8.02	7.02	9.77	9.42	7.76	9.00	8.09	7.61	6.45	6.71	6.96	5.88
1-4	0.82	0.70	0.57	0.70	0.69	0.97	0.83	0.62	0.72	0.73	0.66	0.56	0.53	0.67	0.65
5-9	0.30	0.39	0.30	0.26	0.22	0.33	0.53	0.33	0.32	0.27	0.28	0.24	0.26	0.21	0.17
10-14	0.29	0.27	0.26	0.40	0.21	0.44	0.33	0.39	0.56	0.24	0.14	0.21	0.13	0.24	0.19
15-19	0.63	0.62	0.65	0.73	0.57	0.77	0.83	0.90	1.01	0.83	0.48	0.39	0.40	0.43	0.29
20-24	1.19	1.02	1.10	1.42	0.91	1.58	1.44	1.33	1.81	1.28	0.76	0.56	0.86	0.98	0.50
25-29	1.49	1.42	1.46	1.30	1.02	2.23	1.98	2.10	1.97	1.54	0.75	0.85	0.79	0.59	0.45
30-34	2.36	2.14	1.63	1.63	1.65	3.56	2.98	2.30	2.35	2.30	1.16	1.30	0.97	0.89	0.99
35-39	3.41	3.49	2.74	2.85	2.55	4.85	5.12	3.85	3.83	3.58	1.96	1.84	1.62	1.84	1.51
40-44	4.26	3.88	4.02	3.75	3.44	5.99	5.31	5.50	5.17	5.00	2.54	2.44	2.52	2.32	1.85
45-49	5.21	5.83	5.36	5.64	4.85	7.59	8.12	7.63	7.76	6.90	2.92	3.63	3.16	3.57	2.83

	Number of deaths per 1000 people														
	Total					Male					Female				
	2014	2015	2016	2017	2018	2014	2015	2016	2017	2018	2014	2015	2016	2017	2018
50-54	7.62	7.27	7.51	7.29	6.38	10.42	10.37	10.86	10.34	8.53	5.04	4.41	4.38	4.42	4.33
55-59	11.91	11.75	11.77	10.59	10.33	16.77	17.28	16.74	14.80	14.26	7.64	6.89	7.40	6.89	6.85
60-64	18.11	18.53	17.65	16.69	16.21	25.61	26.85	24.81	23.71	22.62	12.02	11.70	11.71	10.80	10.80
65-69	27.02	26.07	26.28	25.96	25.21	36.72	35.54	37.99	37.86	37.12	19.50	18.86	17.51	17.06	16.28
70-74	39.34	36.37	37.43	37.51	32.52	51.49	47.20	50.56	50.64	44.04	30.99	28.75	28.05	28.00	24.17
75-79	61.26	63.15	56.38	56.08	54.76	77.40	73.41	69.64	70.72	68.90	51.05	56.79	48.23	47.19	46.11
80-84	101.15	94.99	96.45	85.18	91.05	111.39	107.94	107.24	96.91	96.00	95.37	87.35	90.00	78.21	88.13
85+	157.37	174.16	162.35	162.17	152.33	123.56	148.85	133.84	135.88	112.85	175.97	188.40	178.74	178.01	177.08

Atyrau

	Number of deaths, people														
	total					male					female				
	2014	2015	2016	2017	2018	2014	2015	2016	2017	2018	2014	2015	2016	2017	2018
Total population															
Total	3557	3490	3751	3456	3547	1934	1904	2122	1859	1913	1623	1586	1629	1597	1634
0	149	129	148	117	181	80	65	73	64	109	69	64	75	53	72
1-4	43	28	35	42	35	26	13	20	18	21	17	15	15	24	14
5-9	24	12	19	13	16	14	9	11	5	11	10	3	8	8	5
10-14	18	16	15	12	16	12	10	13	5	13	6	6	2	7	3
15-19	32	34	22	19	34	20	25	16	14	22	12	9	6	5	12
20-24	40	42	48	24	35	29	28	34	21	28	11	14	14	3	7
25-29	65	65	68	89	48	44	47	54	63	34	21	18	14	26	14
30-34	89	74	84	89	54	60	62	56	59	41	29	12	28	30	13
35-39	117	101	123	105	84	80	66	91	79	62	37	35	32	26	22
40-44	139	129	139	125	108	97	92	101	87	78	42	37	38	38	30
45-49	209	200	180	135	176	162	143	134	102	131	47	57	46	33	45
50-54	278	281	280	270	231	185	204	202	186	172	93	77	78	84	59
55-59	302	307	344	294	297	205	217	255	209	210	97	90	89	85	87
60-64	272	306	312	307	382	183	187	205	202	247	89	119	107	105	135
65-69	245	295	351	312	331	159	182	237	191	190	86	113	114	121	141
70-74	286	244	243	214	233	145	126	138	114	120	141	118	105	100	113
75-79	454	466	473	438	400	208	211	207	199	166	246	255	266	239	234
80-84	390	343	418	384	409	128	107	153	131	143	262	236	265	253	266
85+	405	418	449	467	477	97	110	122	110	115	308	308	327	357	362
not specified	0	0	0	0	0	0	0	0	0	0	0	0	0	0	0
Urban population															
Total	1682	1758	1812	1762	1853	886	936	1015	910	962	796	822	797	852	891
0	69	62	79	68	88	37	36	36	36	47	32	26	43	32	41
1-4	19	10	15	19	15	11	7	8	5	6	8	3	7	14	9
5-9	7	7	7	3	10	4	7	5	1	7	3		2	2	3
10-14	7	5	5	3	8	5	3	5	2	6	2	2	0	1	2
15-19	11	10	5	6	13	6	10	4	3	8	5		1	3	5
20-24	14	14	20	8	19	10	10	14	8	13	4	4	6	0	6
25-29	31	27	31	42	28	22	18	25	27	21	9	9	6	15	7
30-34	37	33	37	49	24	25	26	24	34	19	12	7	13	15	5
35-39	59	47	55	59	47	35	29	40	42	34	24	18	15	17	13
40-44	60	65	69	61	53	38	42	47	39	37	22	23	22	22	16
45-49	87	100	92	70	100	72	71	68	50	75	15	29	24	20	25
50-54	155	149	131	151	134	102	110	93	99	99	53	39	38	52	35
55-59	148	172	158	149	137	94	107	115	99	85	54	65	43	50	52
60-64	143	164	166	160	204	94	105	115	110	133	49	59	51	50	71
65-69	137	157	182	174	184	78	96	118	101	106	59	61	64	73	78
70-74	112	126	117	114	132	51	68	68	58	68	61	58	49	56	64

Continuation

	Number of deaths, people														
	total					male					female				
	2014	2015	2016	2017	2018	2014	2015	2016	2017	2018	2014	2015	2016	2017	2018
75-79	204	210	220	209	190	92	81	93	90	74	112	129	127	119	116
80-84	193	183	197	192	209	59	53	67	60	68	134	130	130	132	141
85+	189	217	226	225	258	51	57	70	46	56	138	160	156	179	202
not specified	3	4	0	0	0	0	0	0	0	0	0	0	0	0	0
Rural population															
Total	1875	1732	1939	1694	1694	1048	968	1107	949	951	827	764	832	745	743
0	80	67	69	49	93	43	29	37	28	62	37	38	32	21	31
1-4	24	18	20	23	20	15	6	12	13	15	9	12	8	10	5
5-9	17	5	12	10	6	10	2	6	4	4	7	3	6	6	2
10-14	11	11	10	9	8	7	7	8	3	7	4	4	2	6	1
15-19	21	24	17	13	21	14	15	12	11	14	7	9	5	2	7
20-24	26	28	28	16	16	19	18	20	13	15	7	10	8	3	1
25-29	34	38	37	47	20	22	29	29	36	13	12	9	8	11	7
30-34	52	41	47	40	30	35	36	32	25	22	17	5	15	15	8
35-39	58	54	68	46	37	45	37	51	37	28	13	17	17	9	9
40-44	79	64	70	64	55	59	50	54	48	41	20	14	16	16	14
45-49	122	100	88	65	76	90	72	66	52	56	32	28	22	13	20
50-54	123	132	149	119	97	83	94	109	87	73	40	38	40	32	24
55-59	154	135	186	145	160	111	110	140	110	125	43	25	46	35	35
60-64	129	142	146	147	178	89	82	90	92	114	40	60	56	55	64
65-69	108	138	169	138	147	81	86	119	90	84	27	52	50	48	63
70-74	174	118	126	100	101	94	58	70	56	52	80	60	56	44	49
75-79	250	256	253	229	210	116	130	114	109	92	134	126	139	120	118
80-84	197	160	221	192	200	69	54	86	71	75	128	106	135	121	125
85+	216	201	223	242	219	46	53	52	64	59	170	148	171	178	160
not specified	0	0	0	0	0	0	0	0	0	0	0	0	0	0	0

Continuation

	Number of deaths per 1000 people														
	total					male					female				
	2014	2015	2016	2017	2018	2014	2015	2016	2017	2018	2014	2015	2016	2017	2018
Total population															
Total	6.19	5.94	6.24	5.63	5.65	6.86	6.59	7.18	6.15	6.19	5.55	5.30	5.33	5.12	5.14
0	9.13	7.86	8.87	7.10	10.69	9.48	7.68	8.49	7.52	12.44	8.75	8.04	9.28	6.64	8.80
1-4	0.72	0.45	0.55	0.65	0.54	0.84	0.41	0.61	0.54	0.63	0.58	0.50	0.49	0.77	0.44
5-9	0.42	0.19	0.29	0.18	0.22	0.48	0.28	0.32	0.14	0.29	0.36	0.10	0.25	0.23	0.14
10-14	0.42	0.36	0.32	0.24	0.30	0.55	0.44	0.54	0.20	0.48	0.29	0.28	0.09	0.29	0.12
15-19	0.75	0.83	0.55	0.48	0.85	0.91	1.19	0.78	0.68	1.06	0.58	0.45	0.31	0.26	0.62
20-24	0.79	0.86	1.03	0.53	0.80	1.12	1.11	1.40	0.90	1.24	0.45	0.59	0.62	0.14	0.34
25-29	1.20	1.17	1.22	1.62	0.90	1.62	1.70	1.94	2.28	1.26	0.77	0.65	0.51	0.96	0.53
30-34	2.01	1.61	1.74	1.76	1.02	2.72	2.70	2.33	2.34	1.55	1.31	0.52	1.16	1.18	0.49
35-39	3.10	2.60	3.07	2.55	1.97	4.33	3.46	4.62	3.88	2.94	1.92	1.77	1.57	1.24	1.02
40-44	4.00	3.69	3.97	3.54	2.99	5.67	5.36	5.87	5.02	4.43	2.38	2.08	2.14	2.11	1.62
45-49	6.05	5.83	5.26	3.95	5.18	9.69	8.62	8.07	6.15	7.90	2.64	3.22	2.61	1.88	2.58
50-54	8.52	8.43	8.29	7.96	6.84	12.06	12.96	12.62	11.50	10.67	5.38	4.38	4.39	4.73	3.34
55-59	12.39	11.85	12.53	10.22	9.90	18.69	18.61	20.63	16.12	15.39	7.23	6.32	5.90	5.38	5.32
60-64	16.91	17.79	16.91	15.38	17.86	27.12	25.63	26.06	23.48	26.59	9.53	12.01	10.11	9.24	11.15
65-69	27.52	28.21	30.13	24.96	24.75	44.95	43.88	51.66	39.20	36.35	16.03	17.91	16.14	15.87	17.31
70-74	42.98	42.48	45.34	38.56	37.25	61.83	62.92	73.80	57.11	52.39	32.72	31.54	30.09	28.13	28.51
75-79	68.87	67.70	69.91	68.21	68.70	96.54	94.07	93.90	96.84	91.41	55.44	54.96	58.31	54.74	58.41
80-84	129.14	116.15	131.14	107.11	103.98	155.25	130.57	169.44	127.25	125.11	119.34	110.62	116.00	99.00	95.32
85+	221.19	217.88	231.38	245.27	254.20	226.90	243.63	267.25	244.99	255.27	219.45	209.95	220.35	245.36	253.86
Urban population															
Total	6.24	6.30	6.30	5.48	5.65	6.88	7.02	7.37	5.88	6.09	5.65	5.65	5.32	5.10	5.25

	Number of deaths per 1000 people														
	total					male					female				
	2014	2015	2016	2017	2018	2014	2015	2016	2017	2018	2014	2015	2016	2017	2018
0	8.45	7.57	9.22	7.46	9.67	8.73	8.69	8.17	7.57	9.99	8.13	6.43	10.34	7.34	9.32
1-4	0.63	0.32	0.47	0.56	0.42	0.72	0.44	0.49	0.29	0.33	0.55	0.20	0.45	0.84	0.52
5-9	0.27	0.24	0.22	0.08	0.25	0.30	0.47	0.30	0.05	0.34	0.24	0.00	0.13	0.11	0.15
10-14	0.38	0.26	0.24	0.13	0.31	0.54	0.31	0.48	0.17	0.45	0.22	0.21	0.00	0.09	0.16
15-19	0.62	0.58	0.29	0.33	0.67	0.66	1.12	0.45	0.32	0.81	0.58	0.00	0.12	0.34	0.53
20-24	0.62	0.65	0.98	0.39	0.92	0.88	0.92	1.35	0.77	1.23	0.36	0.38	0.60	0.00	0.60
25-29	1.16	0.98	1.11	1.47	0.99	1.70	1.35	1.85	1.95	1.51	0.65	0.63	0.42	1.02	0.48
30-34	1.69	1.43	1.51	1.82	0.82	2.40	2.36	2.05	2.63	1.35	1.05	0.58	1.02	1.07	0.33
35-39	3.23	2.46	2.77	2.74	2.04	4.12	3.25	4.28	4.14	3.10	2.46	1.77	1.42	1.50	1.07
40-44	3.63	3.91	4.12	3.45	2.81	4.93	5.41	5.99	4.71	4.21	2.49	2.60	2.47	2.34	1.59
45-49	5.23	6.03	5.56	4.07	5.65	9.48	9.40	8.97	6.29	9.09	1.66	3.21	2.68	2.17	2.64
50-54	9.92	9.28	8.01	8.82	7.56	14.51	15.21	12.65	12.79	12.33	6.17	4.42	4.22	5.55	3.61
55-59	12.71	13.93	12.12	10.41	8.80	18.88	20.22	20.60	16.08	12.50	8.11	9.21	5.76	6.13	5.92
60-64	18.37	19.70	18.61	16.02	18.53	30.08	31.22	31.94	26.93	29.19	10.52	11.89	9.59	8.47	11.00
65-69	31.03	30.52	31.86	27.51	26.67	45.44	48.35	54.23	42.32	40.76	21.86	19.31	18.09	18.53	18.15
70-74	38.50	48.31	46.38	40.67	39.76	51.18	75.77	78.21	58.35	57.17	31.90	33.91	29.64	30.96	30.04
75-79	72.29	71.97	77.29	74.10	70.95	108.30	92.31	107.64	106.51	93.67	56.78	63.22	64.06	60.24	61.44
80-84	146.94	145.82	146.41	120.98	115.41	175.60	165.37	190.88	145.81	142.71	137.08	139.11	130.72	112.29	105.66
85+	241.23	269.90	293.32	282.31	308.24	251.23	270.78	359.90	232.32	268.59	237.73	269.59	270.83	298.83	321.40
Rural population															
Total	6.15	5.60	6.19	5.79	5.66	6.84	6.23	7.02	6.43	6.29	5.45	4.97	5.35	4.92	5.01
0	9.83	8.15	8.53	6.66	11.85	10.27	6.71	8.88	7.43	15.31	9.35	9.70	8.16	5.85	8.15
1-4	0.80	0.58	0.64	0.76	0.68	0.97	0.38	0.74	0.83	0.99	0.62	0.80	0.53	0.68	0.35
5-9	0.54	0.15	0.35	0.30	0.18	0.62	0.12	0.34	0.23	0.23	0.46	0.19	0.36	0.36	0.12
10-14	0.45	0.44	0.38	0.34	0.30	0.56	0.54	0.59	0.22	0.50	0.34	0.33	0.16	0.47	0.08
15-19	0.85	1.02	0.75	0.60	1.00	1.09	1.24	1.02	0.98	1.29	0.59	0.79	0.46	0.19	0.70
20-24	0.93	1.03	1.06	0.65	0.70	1.30	1.26	1.44	1.00	1.24	0.53	0.77	0.64	0.26	0.09
25-29	1.24	1.37	1.34	1.80	0.81	1.55	2.02	2.02	2.62	0.99	0.91	0.67	0.60	0.88	0.60
30-34	2.32	1.78	1.98	1.69	1.27	3.01	3.00	2.59	2.03	1.78	1.58	0.46	1.32	1.32	0.71
35-39	2.97	2.73	3.37	2.33	1.90	4.50	3.65	4.93	3.63	2.76	1.36	1.76	1.73	0.94	0.96
40-44	4.33	3.49	3.83	3.62	3.18	6.28	5.33	5.76	5.30	4.65	2.26	1.57	1.80	1.86	1.65
45-49	6.82	5.64	4.97	3.83	4.67	9.86	7.96	7.32	6.01	6.72	3.65	3.22	2.53	1.56	2.51
50-54	7.23	7.65	8.56	7.08	6.04	9.99	11.04	12.59	10.33	9.02	4.60	4.34	4.57	3.82	3.02
55-59	12.09	9.96	12.91	10.04	11.09	18.54	17.27	20.65	16.17	18.25	6.37	3.48	6.03	4.59	4.62
60-64	15.53	16.00	15.33	14.73	17.15	24.57	20.85	21.10	20.36	24.09	8.54	12.14	10.65	10.07	11.33
65-69	24.07	25.98	28.46	22.36	22.71	44.49	39.77	49.35	36.21	31.98	10.13	16.51	14.18	13.02	16.38
70-74	46.46	37.63	44.41	36.40	34.42	69.71	52.49	69.97	55.89	47.23	33.38	29.55	30.48	25.21	26.72
75-79	66.31	64.56	64.55	63.60	66.78	88.89	95.20	85.04	90.08	89.67	54.36	48.47	53.90	50.20	55.70
80-84	115.44	94.23	119.98	96.10	94.23	141.25	108.22	155.80	114.89	112.53	105.09	88.41	104.65	87.68	85.85
85+	206.21	180.35	190.60	218.61	210.68	204.90	219.92	198.47	254.98	243.80	206.56	169.43	188.33	207.94	200.63

Batys Kazakhstan

	Number of deaths, people														
	total					male					female				
	2014	2015	2016	2017	2018	2014	2015	2016	2017	2018	2014	2015	2016	2017	2018
Total population															
Total	5555	5490	5667	5426	5515	2984	2976	3103	2912	3015	2571	2514	2564	2514	2500
0	121	108	107	86	86	70	54	65	47	57	51	54	42	39	29
1-4	21	30	19	25	15	11	18	12	12	7	10	12	7	13	8
5-9	17	19	14	14	20	14	12	11	6	13	3	7	3	8	7
10-14	12	16	22	10	13	9	8	14	4	6	3	8	8	6	7
15-19	42	30	25	34	31	29	22	16	22	19	13	8	9	12	12
20-24	68	62	59	52	46	49	46	44	44	31	19	16	15	8	15
25-29	104	104	90	76	77	86	80	76	52	60	18	24	14	24	17
30-34	132	113	94	92	105	101	91	75	72	74	31	22	19	20	31

Continuation

	Number of deaths, people														
	total					male					female				
	2014	2015	2016	2017	2018	2014	2015	2016	2017	2018	2014	2015	2016	2017	2018
35-39	138	128	157	170	147	103	104	116	130	107	35	24	41	40	40
40-44	180	193	199	179	167	142	142	154	120	126	38	51	45	59	41
45-49	237	235	245	241	231	168	179	177	161	163	69	56	68	80	68
50-54	406	371	376	337	360	277	264	281	256	274	129	107	95	81	86
55-59	461	489	488	437	509	313	342	337	301	365	148	147	151	136	144
60-64	496	500	496	489	499	311	330	344	339	344	185	170	152	150	155
65-69	410	461	540	533	556	276	279	333	332	344	134	182	207	201	212
70-74	548	420	336	335	387	258	211	182	197	210	290	209	154	138	177
75-79	894	908	923	841	694	397	386	400	375	313	497	522	523	466	381
80-84	531	542	644	687	730	196	211	241	245	272	335	331	403	442	458
85+	729	749	822	787	842	170	187	216	196	230	559	562	606	591	612
not specified	8	12	11	1	0	4	10	9	1	0	4	2	2	0	0
Urban population															
Total	2976	2893	2971	2752	2970	1554	1543	1599	1418	1576	1422	1350	1372	1334	1394
0	68	62	58	52	50	35	29	36	25	34	33	33	22	27	16
1-4	6	16	12	12	8	4	9	7	5	4	2	7	5	7	4
5-9	8	7	6	9	7	7	6	6	4	5	1	1		5	2
10-14	5	6	10	2	2	4	4	8	1	0	1	2	2	1	2
15-19	17	11	9	14	11	13	9	4	9	6	4	2	5	5	5
20-24	31	28	26	29	27	24	22	18	24	15	7	6	8	5	12
25-29	52	56	42	38	46	44	43	32	24	37	8	13	10	14	9
30-34	67	59	55	49	65	44	45	45	33	42	23	14	10	16	23
35-39	78	65	83	99	85	56	53	58	75	62	22	12	25	24	23
40-44	102	95	104	78	88	79	65	73	50	64	23	30	31	28	24
45-49	123	122	125	115	118	87	87	88	71	79	36	35	37	44	39
50-54	207	202	203	159	167	135	138	144	120	123	72	64	59	39	44
55-59	251	262	268	215	275	164	176	183	147	194	87	86	85	68	81
60-64	271	253	270	232	266	156	159	181	154	176	115	94	89	78	90
65-69	215	272	284	302	304	142	172	173	179	184	73	100	111	123	120
70-74	282	210	176	167	221	137	107	98	99	107	145	103	78	68	114
75-79	479	463	442	390	348	212	198	186	164	159	267	265	256	226	189
80-84	290	282	326	354	382	105	107	124	120	151	185	175	202	234	231
85+	416	410	461	435	500	102	104	126	113	134	314	306	335	322	366
not specified	8	12	11	1	0	4	10	9	1	0	4	2	2	0	0
Rural population															
Total	2579	2597	2696	2674	2545	1430	1433	1504	1494	1439	1149	1164	1192	1180	1106
0	53	46	49	34	36	35	25	29	22	23	18	21	20	12	13
1-4	15	14	7	13	7	7	9	5	7	3	8	5	2	6	4
5-9	9	12	8	5	13	7	6	5	2	8	2	6	3	3	5
10-14	7	10	12	8	11	5	4	6	3	6	2	6	6	5	5
15-19	25	19	16	20	20	16	13	12	13	13	9	6	4	7	7
20-24	37	34	33	23	19	25	24	26	20	16	12	10	7	3	3
25-29	52	48	48	38	31	42	37	44	28	23	10	11	4	10	8
30-34	65	54	39	43	40	57	46	30	39	32	8	8	9	4	8
35-39	60	63	74	71	62	47	51	58	55	45	13	12	16	16	17
40-44	78	98	95	101	79	63	77	81	70	62	15	21	14	31	17
45-49	114	113	120	126	113	81	92	89	90	84	33	21	31	36	29
50-54	199	169	173	178	193	142	126	137	136	151	57	43	36	42	42
55-59	210	227	220	222	234	149	166	154	154	171	61	61	66	68	63
60-64	225	247	226	257	233	155	171	163	185	168	70	76	63	72	65
65-69	195	189	256	231	252	134	107	160	153	160	61	82	96	78	92
70-74	266	210	160	168	166	121	104	84	98	103	145	106	76	70	63
75-79	415	445	481	451	346	185	188	214	211	154	230	257	267	240	192
80-84	241	260	318	333	348	91	104	117	125	121	150	156	201	208	227

Continuation

	Number of deaths, people														
	total					male					female				
	2014	2015	2016	2017	2018	2014	2015	2016	2017	2018	2014	2015	2016	2017	2018
85+	313	339	361	352	342	68	83	90	83	96	245	256	271	269	246
not specified	0	0	0	0	0	0	0	0	0	0	0	0	0	0	0

Continuation

	Number of deaths per 1000 people														
	total					male					female				
	2014	2015	2016	2017	2018	2014	2015	2016	2017	2018	2014	2015	2016	2017	2018
Total population															
Total	8.86	8.67	8.87	8.42	8.49	9.85	9.72	10.04	9.34	9.58	7.93	7.68	7.76	7.56	7.47
0	9.31	8.32	8.14	6.66	6.61	10.42	8.06	9.44	7.06	8.51	8.13	8.59	6.71	6.25	4.59
1-4	0.44	0.62	0.38	0.49	0.29	0.44	0.71	0.47	0.46	0.26	0.43	0.51	0.29	0.53	0.32
5-9	0.35	0.37	0.26	0.25	0.34	0.55	0.45	0.39	0.21	0.43	0.13	0.28	0.11	0.29	0.25
10-14	0.31	0.40	0.53	0.23	0.28	0.46	0.39	0.65	0.18	0.25	0.16	0.40	0.39	0.28	0.32
15-19	0.99	0.74	0.64	0.90	0.82	1.34	1.08	0.82	1.15	1.00	0.62	0.40	0.46	0.64	0.64
20-24	1.22	1.16	1.17	1.10	1.04	1.72	1.68	1.70	1.82	1.37	0.70	0.61	0.61	0.35	0.69
25-29	1.83	1.81	1.56	1.34	1.40	2.99	2.74	2.60	1.79	2.12	0.64	0.84	0.50	0.87	0.63
30-34	2.83	2.35	1.89	1.77	1.94	4.30	3.76	3.00	2.77	2.73	1.34	0.92	0.77	0.77	1.15
35-39	3.24	2.99	3.62	3.89	3.32	4.89	4.89	5.37	5.93	4.82	1.62	1.11	1.89	1.83	1.82
40-44	4.36	4.69	4.87	4.40	4.08	7.08	7.10	7.77	6.07	6.30	1.79	2.41	2.14	2.82	1.96
45-49	5.70	5.74	6.04	5.97	5.76	8.38	9.06	9.03	8.27	8.44	3.20	2.64	3.24	3.83	3.27
50-54	9.29	8.59	8.80	8.04	8.83	13.37	12.89	13.88	12.90	14.15	5.61	4.68	4.22	3.67	4.02
55-59	13.37	13.55	12.82	11.03	12.56	20.26	21.02	19.53	16.62	19.61	7.77	7.40	7.24	6.32	6.57
60-64	20.12	19.34	18.39	17.15	16.46	30.34	30.55	30.29	28.07	26.67	12.83	11.29	9.71	9.13	8.90
65-69	29.02	28.18	29.44	27.23	27.01	48.48	42.93	46.11	43.21	42.80	15.86	18.42	18.59	16.90	16.89
70-74	44.38	41.77	37.84	37.22	38.33	62.25	61.95	58.54	60.31	56.04	35.37	31.43	26.69	24.07	27.88
75-79	69.45	65.91	67.29	65.25	60.92	96.41	89.47	95.44	96.82	92.78	56.77	55.17	54.87	51.69	47.51
80-84	99.70	103.39	111.75	101.66	95.05	128.10	138.72	143.24	124.30	123.64	88.28	88.94	98.74	92.34	83.58
85+	202.69	195.41	213.06	207.43	224.14	205.19	208.71	238.54	218.38	257.85	201.95	191.35	205.25	204.04	213.65
Urban population															
Total	9.61	9.19	9.26	8.37	8.83	10.83	10.58	10.77	9.30	10.08	8.55	7.98	7.96	7.57	7.75
0	9.87	8.90	7.89	7.04	6.62	9.85	8.10	9.36	6.56	8.79	9.90	9.74	6.27	7.57	4.34
1-4	0.23	0.61	0.45	0.44	0.29	0.30	0.66	0.51	0.35	0.27	0.16	0.56	0.39	0.54	0.30
5-9	0.36	0.29	0.23	0.31	0.23	0.61	0.48	0.44	0.27	0.31	0.09	0.09	0.00	0.36	0.13
10-14	0.32	0.36	0.57	0.11	0.10	0.51	0.48	0.89	0.10	0.00	0.13	0.25	0.23	0.11	0.20
15-19	0.99	0.66	0.53	0.81	0.62	1.51	1.09	0.49	1.08	0.70	0.47	0.24	0.57	0.56	0.55
20-24	1.07	1.03	1.04	1.25	1.25	1.75	1.68	1.48	2.12	1.41	0.46	0.42	0.62	0.42	1.09
25-29	1.72	1.81	1.34	1.21	1.50	3.05	2.92	2.14	1.60	2.52	0.50	0.80	0.61	0.86	0.57
30-34	2.68	2.28	2.04	1.71	2.17	3.68	3.64	3.51	2.43	2.93	1.77	1.04	0.71	1.07	1.47
35-39	3.59	2.94	3.67	4.25	3.54	5.47	5.06	5.38	6.73	5.41	1.91	1.03	2.11	1.98	1.83
40-44	5.02	4.64	5.06	3.76	4.16	8.49	6.95	7.81	5.29	6.57	2.09	2.70	2.77	2.48	2.11
45-49	6.11	6.12	6.30	5.76	5.87	9.53	9.63	9.79	7.85	8.70	3.27	3.21	3.41	4.03	3.54
50-54	9.70	9.64	9.73	7.75	8.33	14.14	14.82	15.51	13.13	13.80	6.10	5.44	5.08	3.43	3.95
55-59	14.70	14.68	14.26	10.88	13.54	22.58	23.15	22.85	17.36	22.23	8.84	8.35	7.84	6.02	6.99
60-64	21.71	19.63	20.05	16.02	17.06	31.84	31.22	33.78	26.64	28.31	15.13	12.05	10.92	8.96	9.60
65-69	29.06	31.59	29.25	29.13	27.79	49.70	52.74	48.11	46.90	45.95	16.02	18.64	18.12	18.78	17.30
70-74	46.25	41.98	39.22	35.21	40.60	71.17	67.00	66.08	60.62	55.54	34.81	30.25	25.97	21.86	32.42
75-79	73.39	66.65	63.94	59.58	59.78	108.07	98.46	96.19	90.96	100.54	58.48	53.69	51.35	47.65	44.58
80-84	100.50	99.96	107.58	99.70	94.36	130.19	134.93	144.84	120.18	139.30	89.04	86.29	92.86	91.69	77.92
85+	210.45	194.22	215.12	207.19	243.96	210.96	203.13	245.85	231.56	282.70	210.28	191.37	205.46	199.81	232.31
Rural population															
Total	8.13	8.15	8.47	8.48	8.12	8.97	8.94	9.37	9.38	9.09	7.28	7.35	7.55	7.56	7.14
0	8.70	7.62	8.42	6.14	6.59	11.10	8.00	9.54	7.72	8.13	6.13	7.21	7.17	4.48	4.94
1-4	0.68	0.62	0.30	0.56	0.30	0.61	0.77	0.42	0.58	0.25	0.75	0.46	0.18	0.53	0.36
5-9	0.33	0.44	0.29	0.18	0.48	0.50	0.42	0.35	0.14	0.57	0.15	0.46	0.23	0.23	0.38
10-14	0.30	0.42	0.50	0.32	0.43	0.42	0.33	0.48	0.24	0.46	0.18	0.52	0.51	0.42	0.41

Continuation

	Number of deaths per 1000 people														
	total					male					female				
	2014	2015	2016	2017	2018	2014	2015	2016	2017	2018	2014	2015	2016	2017	2018
15-19	0.98	0.80	0.73	0.97	1.00	1.23	1.07	1.05	1.21	1.25	0.72	0.52	0.38	0.71	0.73
20-24	1.38	1.29	1.29	0.95	0.83	1.70	1.67	1.88	1.55	1.33	1.00	0.83	0.60	0.27	0.28
25-29	1.95	1.80	1.83	1.50	1.27	2.93	2.56	3.07	2.01	1.69	0.81	0.90	0.34	0.88	0.74
30-34	3.00	2.43	1.71	1.84	1.66	4.94	3.89	2.47	3.14	2.50	0.79	0.77	0.84	0.37	0.71
35-39	2.88	3.04	3.58	3.47	3.07	4.35	4.72	5.36	5.10	4.19	1.29	1.21	1.62	1.65	1.79
40-44	3.72	4.73	4.67	5.06	3.98	5.86	7.24	7.73	6.78	6.05	1.47	2.09	1.42	3.21	1.78
45-49	5.31	5.37	5.79	6.18	5.64	7.41	8.58	8.40	8.63	8.20	3.13	2.04	3.06	3.61	2.96
50-54	8.90	7.58	7.90	8.32	9.31	12.72	11.25	12.49	12.70	14.45	5.09	3.88	3.29	3.94	4.09
55-59	12.07	12.43	11.41	11.17	11.58	18.19	19.12	16.62	15.96	17.30	6.62	6.37	6.59	6.65	6.10
60-64	18.48	19.04	16.73	18.33	15.82	28.96	29.96	27.14	29.39	25.15	10.26	10.46	8.39	9.32	8.08
65-69	28.97	24.34	29.64	25.09	26.12	47.24	32.91	44.13	39.57	39.68	15.66	18.16	19.16	14.61	16.39
70-74	42.54	41.56	36.43	39.47	35.67	54.52	57.49	51.66	59.99	56.56	35.95	32.68	27.48	26.69	22.24
75-79	65.39	65.16	70.71	71.10	62.11	85.77	81.61	94.80	101.93	85.94	54.90	56.79	58.75	56.17	50.81
80-84	98.75	107.37	116.40	103.84	95.83	125.78	142.86	141.56	128.53	108.42	87.36	92.12	105.48	93.09	90.24
85+	193.21	196.86	210.50	207.73	200.35	197.10	216.15	229.01	202.69	229.67	192.16	191.33	204.99	209.34	190.85

Zhambyl

	Number of deaths, people														
	total					male					female				
	2014	2015	2016	2017	2018	2014	2015	2016	2017	2018	2014	2015	2016	2017	2018
Total population															
Total	7505	7251	7306	7241	7190	4118	4039	4087	4001	4038	3387	3212	3219	3240	3152
0	310	316	248	220	199	170	181	146	136	118	140	135	102	84	81
1-4	83	78	79	70	62	42	43	37	35	31	41	35	42	35	31
5-9	30	34	45	33	33	14	24	31	20	19	16	10	14	13	14
10-14	25	23	19	35	45	15	17	9	21	34	10	6	10	14	11
15-19	59	45	58	48	50	43	25	40	32	35	16	20	18	16	15
20-24	101	83	76	57	76	75	67	49	41	57	26	16	27	16	19
25-29	141	133	116	104	87	106	101	84	78	57	35	32	32	26	30
30-34	171	159	154	122	134	134	109	111	85	96	37	50	43	37	38
35-39	278	218	214	182	190	193	168	170	123	141	85	50	44	59	49
40-44	320	324	327	287	251	235	236	223	208	185	85	88	104	79	66
45-49	347	384	326	344	324	243	265	222	258	227	104	119	104	86	97
50-54	552	503	486	463	409	366	349	343	313	283	186	154	143	150	126
55-59	588	594	609	600	574	383	396	422	414	387	205	198	187	186	187
60-64	720	660	700	738	718	462	417	446	460	465	258	243	254	278	253
65-69	658	744	798	865	845	369	436	491	515	531	289	308	307	350	314
70-74	692	633	595	548	590	359	333	355	306	334	333	300	240	242	256
75-79	941	948	1019	1001	935	464	426	449	456	461	477	522	570	545	474
80-84	619	525	585	653	825	226	219	233	277	327	393	306	352	376	498
85+	869	842	849	866	829	219	222	223	218	237	650	620	626	648	592
not specified	1	5	3	5	14	0	5	3	5	13	1	0	0	0	1
Urban population															
Total	3532	3352	3323	3386	3284	1887	1859	1835	1833	1801	1645	1493	1488	1553	1483
0	167	177	125	103	81	92	104	78	66	52	75	73	47	37	29
1-4	34	29	26	25	26	15	16	17	12	13	19	13	9	13	13
5-9	12	15	15	11	19	4	9	11	7	11	8	6	4	4	8
10-14	3	7	7	13	14	1	5	3	7	11	2	2	4	6	3
15-19	19	11	18	20	21	16	9	12	13	15	3	2	6	7	6
20-24	42	26	29	26	38	32	21	18	15	28	10	5	11	11	10
25-29	64	66	46	55	35	48	48	31	42	22	16	18	15	13	13
30-34	89	77	70	55	67	72	53	49	34	47	17	24	21	21	20
35-39	130	110	116	80	94	86	85	89	52	71	44	25	27	28	23
40-44	169	158	166	131	129	126	112	105	99	93	43	46	61	32	36

Continuation

	Number of deaths, people														
	total					male					female				
	2014	2015	2016	2017	2018	2014	2015	2016	2017	2018	2014	2015	2016	2017	2018
45-49	176	176	149	162	165	117	120	100	119	115	59	56	49	43	50
50-54	278	246	208	221	191	187	169	146	140	126	91	77	62	81	65
55-59	274	303	289	288	267	174	208	208	190	180	100	95	81	98	87
60-64	352	296	331	378	319	217	179	212	230	202	135	117	119	148	117
65-69	292	364	373	423	384	161	216	216	257	232	131	148	157	166	152
70-74	298	257	254	246	263	146	135	154	136	138	152	122	100	110	125
75-79	406	402	453	433	413	197	174	189	183	204	209	228	264	250	209
80-84	298	238	263	303	373	89	88	101	125	135	209	150	162	178	238
85+	428	391	382	411	372	107	105	93	104	94	321	286	289	307	278
not specified	1	3	3	2	13	0	3	3	2	12	1	0	0	0	1
Rural population															
Total	3973	3899	3983	3855	3906	2231	2180	2252	2168	2237	1742	1719	1731	1687	1669
0	143	139	123	117	118	78	77	68	70	66	65	62	55	47	52
1-4	49	49	53	45	36	27	27	20	23	18	22	22	33	22	18
5-9	18	19	30	22	14	10	15	20	13	8	8	4	10	9	6
10-14	22	16	12	22	31	14	12	6	14	23	8	4	6	8	8
15-19	40	34	40	28	29	27	16	28	19	20	13	18	12	9	9
20-24	59	57	47	31	38	43	46	31	26	29	16	11	16	5	9
25-29	77	67	70	49	52	58	53	53	36	35	19	14	17	13	17
30-34	82	82	84	67	67	62	56	62	51	49	20	26	22	16	18
35-39	148	108	98	102	96	107	83	81	71	70	41	25	17	31	26
40-44	151	166	161	156	122	109	124	118	109	92	42	42	43	47	30
45-49	171	208	177	182	159	126	145	122	139	112	45	63	55	43	47
50-54	274	257	278	242	218	179	180	197	173	157	95	77	81	69	61
55-59	314	291	320	312	307	209	188	214	224	207	105	103	106	88	100
60-64	368	364	369	360	399	245	238	234	230	263	123	126	135	130	136
65-69	366	380	425	442	461	208	220	275	258	299	158	160	150	184	162
70-74	394	376	341	302	327	213	198	201	170	196	181	178	140	132	131
75-79	535	546	566	568	522	267	252	260	273	257	268	294	306	295	265
80-84	321	287	322	350	452	137	131	132	152	192	184	156	190	198	260
85+	441	451	467	455	457	112	117	130	114	143	329	334	337	341	314
not specified	0	2	0	3	1	0	2	0	3	1	0	0	0	0	0

Continuation

	Number of deaths per 1000 people														
	total					male					female				
	2014	2015	2016	2017	2018	2014	2015	2016	2017	2018	2014	2015	2016	2017	2018
Total population															
Total	6.88	6.56	6.56	6.49	6.41	7.70	7.45	7.48	7.29	7.32	6.09	5.71	5.68	5.71	5.54
0	10.52	11.05	8.80	8.21	7.39	11.27	12.30	10.13	9.87	8.50	9.73	9.72	7.42	6.47	6.21
1-4	0.74	0.69	0.70	0.63	0.57	0.73	0.74	0.64	0.61	0.55	0.76	0.64	0.76	0.65	0.58
5-9	0.26	0.27	0.35	0.25	0.25	0.23	0.38	0.47	0.29	0.28	0.28	0.17	0.22	0.20	0.22
10-14	0.29	0.26	0.20	0.35	0.43	0.35	0.37	0.19	0.41	0.63	0.24	0.14	0.22	0.29	0.22
15-19	0.70	0.56	0.74	0.62	0.64	0.99	0.61	1.00	0.81	0.88	0.39	0.51	0.47	0.42	0.39
20-24	1.11	0.92	0.87	0.69	0.98	1.61	1.45	1.09	0.96	1.41	0.58	0.37	0.64	0.40	0.51
25-29	1.60	1.52	1.35	1.25	1.07	2.40	2.30	1.94	1.84	1.36	0.79	0.73	0.75	0.64	0.76
30-34	2.25	2.06	1.95	1.52	1.66	3.53	2.82	2.82	2.12	2.37	0.97	1.29	1.09	0.93	0.94
35-39	3.83	3.02	3.00	2.59	2.71	5.39	4.71	4.82	3.53	4.07	2.31	1.37	1.22	1.66	1.39
40-44	4.64	4.67	4.71	4.17	3.68	6.98	6.98	6.59	6.18	5.53	2.41	2.48	2.92	2.24	1.90
45-49	5.57	6.16	5.18	5.40	5.03	8.11	8.80	7.29	8.36	7.28	3.22	3.69	3.20	2.61	2.92
50-54	9.12	8.27	8.07	7.80	6.97	12.87	12.21	12.11	11.17	10.18	5.79	4.77	4.48	4.78	4.08
55-59	12.51	12.06	11.75	11.21	10.46	18.14	17.78	17.84	16.90	15.35	7.92	7.33	6.64	6.40	6.30
60-64	19.95	17.94	18.51	18.86	17.73	30.07	26.61	27.54	27.28	26.50	12.45	11.49	11.73	12.48	11.02
65-69	29.68	29.04	28.38	29.46	27.93	40.61	41.98	43.36	43.66	43.68	22.09	20.21	18.27	19.93	17.35

Continuation

	Number of deaths per 1000 people														
	total					male					female				
	2014	2015	2016	2017	2018	2014	2015	2016	2017	2018	2014	2015	2016	2017	2018
70-74	41.48	43.16	43.55	38.98	37.73	56.98	58.89	66.72	56.16	55.41	32.07	33.29	28.77	28.11	26.64
75-79	70.73	65.27	68.01	67.54	67.03	98.66	84.55	86.91	89.48	96.64	55.46	55.00	58.04	56.04	51.64
80-84	125.10	108.79	107.16	100.36	109.31	153.48	151.24	139.98	136.76	137.95	113.08	90.59	92.77	83.91	96.20
85+	229.25	219.99	224.04	238.90	236.69	215.02	215.95	218.84	218.33	244.71	234.47	221.47	225.95	246.72	233.62
Urban population															
Total	8.04	7.51	7.40	7.59	7.37	9.08	8.80	8.62	8.65	8.51	7.10	6.36	6.30	6.62	6.34
0	14.65	15.60	11.05	9.42	7.13	15.76	17.57	13.46	11.82	8.88	13.49	13.42	8.51	6.92	5.27
1-4	0.77	0.64	0.58	0.57	0.60	0.66	0.69	0.74	0.53	0.59	0.88	0.59	0.41	0.61	0.62
5-9	0.28	0.32	0.30	0.21	0.36	0.18	0.37	0.43	0.26	0.41	0.38	0.27	0.17	0.16	0.31
10-14	0.10	0.21	0.20	0.36	0.36	0.06	0.29	0.17	0.37	0.55	0.13	0.13	0.24	0.34	0.16
15-19	0.60	0.36	0.62	0.70	0.73	0.99	0.59	0.81	0.89	1.01	0.19	0.13	0.42	0.50	0.43
20-24	1.14	0.72	0.85	0.84	1.34	1.78	1.18	1.06	0.96	1.93	0.53	0.27	0.64	0.71	0.72
25-29	1.84	1.88	1.31	1.63	1.07	2.84	2.83	1.84	2.56	1.37	0.89	0.99	0.83	0.75	0.78
30-34	2.94	2.52	2.27	1.78	2.16	4.93	3.58	3.28	2.26	3.11	1.08	1.52	1.32	1.32	1.26
35-39	4.39	3.73	4.00	2.84	3.41	6.28	6.18	6.53	3.92	5.44	2.76	1.59	1.76	1.88	1.58
40-44	5.79	5.41	5.72	4.62	4.67	9.58	8.54	8.04	7.71	7.42	2.68	2.86	3.82	2.06	2.39
45-49	6.58	6.59	5.55	6.00	6.12	9.77	10.00	8.30	9.86	9.57	4.00	3.81	3.31	2.88	3.35
50-54	10.53	9.31	7.98	8.69	7.67	15.99	14.48	12.74	12.55	11.56	6.19	5.22	4.25	5.67	4.64
55-59	13.06	13.89	12.68	12.37	11.29	19.59	22.44	21.18	18.82	17.58	8.27	7.56	6.25	7.43	6.49
60-64	21.99	18.07	19.62	21.79	17.84	33.54	27.07	31.09	32.89	28.00	14.16	11.96	11.82	14.29	10.97
65-69	29.69	31.96	29.97	32.59	28.74	42.41	49.71	45.97	52.62	46.04	21.70	20.98	20.23	20.50	18.26
70-74	43.07	42.54	44.50	40.98	38.70	59.98	62.01	73.90	62.41	56.74	33.89	31.57	27.60	28.76	28.65
75-79	69.60	63.27	69.79	68.71	70.77	102.05	84.59	91.92	92.21	112.27	53.56	53.06	59.49	57.91	52.01
80-84	128.03	103.91	103.22	102.83	111.24	133.83	131.64	134.04	144.34	137.54	125.71	92.48	90.28	85.56	100.36
85+	264.73	242.03	237.49	263.46	248.50	268.17	269.23	235.44	257.74	239.49	263.61	233.37	238.15	265.46	251.70
Rural population															
Total	6.09	5.92	6.00	5.75	5.78	6.82	6.59	6.75	6.43	6.57	5.36	5.25	5.24	5.07	4.97
0	7.92	8.03	7.29	7.38	7.55	8.43	8.72	7.89	8.53	8.18	7.38	7.31	6.67	6.14	6.88
1-4	0.73	0.72	0.78	0.67	0.54	0.78	0.77	0.57	0.66	0.53	0.67	0.67	1.00	0.67	0.56
5-9	0.24	0.25	0.37	0.27	0.17	0.27	0.38	0.49	0.31	0.19	0.22	0.11	0.26	0.23	0.15
10-14	0.41	0.29	0.20	0.35	0.47	0.51	0.42	0.20	0.44	0.67	0.30	0.15	0.21	0.26	0.25
15-19	0.76	0.68	0.82	0.58	0.59	0.99	0.62	1.12	0.77	0.80	0.51	0.74	0.50	0.38	0.37
20-24	1.09	1.06	0.89	0.60	0.77	1.50	1.62	1.11	0.96	1.12	0.62	0.43	0.64	0.21	0.38
25-29	1.44	1.28	1.38	0.99	1.06	2.13	1.97	2.00	1.38	1.35	0.72	0.55	0.70	0.55	0.74
30-34	1.79	1.75	1.75	1.36	1.35	2.65	2.35	2.53	2.03	1.93	0.89	1.14	0.94	0.66	0.74
35-39	3.44	2.53	2.32	2.42	2.26	4.84	3.79	3.74	3.29	3.24	1.96	1.20	0.82	1.50	1.25
40-44	3.79	4.14	3.99	3.85	3.00	5.31	5.99	5.68	5.23	4.40	2.18	2.16	2.19	2.39	1.52
45-49	4.82	5.83	4.90	4.95	4.25	7.01	8.01	6.62	7.40	5.85	2.57	3.59	3.11	2.39	2.58
50-54	8.02	7.47	8.13	7.13	6.45	10.70	10.64	11.69	10.26	9.29	5.45	4.40	4.67	4.04	3.61
55-59	12.06	10.59	11.02	10.31	9.83	17.08	14.44	15.47	15.55	13.83	7.61	7.13	6.97	5.55	6.14
60-64	18.33	17.84	17.61	16.52	17.64	27.55	26.27	24.95	23.31	25.45	10.99	11.09	11.66	10.90	11.07
65-69	29.67	26.71	27.12	26.99	27.28	39.31	36.41	41.49	37.32	42.01	22.42	19.55	16.59	19.44	16.56
70-74	40.34	43.58	42.87	37.49	36.98	55.09	56.93	62.10	51.99	54.51	30.68	34.57	29.67	27.59	24.96
75-79	71.61	66.82	66.64	66.67	64.33	96.30	84.53	83.57	87.74	87.02	57.04	56.61	56.85	54.55	51.35
80-84	122.50	113.19	110.61	98.31	107.77	169.66	168.06	144.90	131.09	138.23	101.49	88.84	95.00	82.48	92.69
85+	202.81	203.89	214.12	220.34	227.87	180.79	183.39	208.33	191.60	248.26	211.58	212.20	216.44	231.97	219.66

Karagandy

	Number of deaths, people														
	total					male					female				
	2014	2015	2016	2017	2018	2014	2015	2016	2017	2018	2014	2015	2016	2017	2018
Total population															
Total	13588	13559	13611	13227	13356	7277	7117	7079	6823	7031	6311	6442	6532	6404	6325
0	224	212	195	181	174	139	131	116	107	109	85	81	79	74	65
1-4	48	61	42	45	35	25	31	22	23	22	23	30	20	22	13

	Number of deaths, people														
	total					male					female				
	2014	2015	2016	2017	2018	2014	2015	2016	2017	2018	2014	2015	2016	2017	2018
5-9	29	31	34	35	18	10	19	20	21	10	19	12	14	14	8
10-14	26	24	32	32	27	15	15	21	19	20	11	9	11	13	7
15-19	75	63	54	41	52	55	38	41	21	39	20	25	13	20	13
20-24	134	128	99	95	92	99	96	66	68	71	35	32	33	27	21
25-29	267	229	198	175	149	195	167	145	114	127	72	62	53	61	22
30-34	372	294	280	329	263	261	217	199	243	188	111	77	81	86	75
35-39	453	477	435	350	362	325	333	310	234	249	128	144	125	116	113
40-44	594	485	488	457	481	436	323	339	318	330	158	162	149	139	151
45-49	616	636	581	538	579	440	444	385	374	399	176	192	196	164	180
50-54	926	857	812	750	694	628	572	550	523	463	298	285	262	227	231
55-59	1080	1073	1171	1137	1166	724	724	809	773	770	356	349	362	364	396
60-64	1306	1280	1336	1320	1337	833	796	828	839	868	473	484	508	481	469
65-69	1187	1381	1500	1475	1607	669	810	888	832	970	518	571	612	643	637
70-74	1456	1239	1096	1041	1145	723	626	572	552	594	733	613	524	489	551
75-79	1990	2187	2202	2009	1807	906	963	942	847	772	1084	1224	1260	1162	1035
80-84	1225	1289	1391	1593	1764	431	438	457	572	650	794	851	934	1021	1114
85+	1580	1613	1665	1624	1603	363	374	369	343	379	1217	1239	1296	1281	1224
not specified	0	0	0	0	1	0	0	0	0	1	0	0	0	0	0
Urban population															
Total	11109	11100	11145	10986	11050	5902	5766	5726	5562	5738	5207	5334	5419	5424	5312
0	166	165	158	151	136	102	102	93	90	87	64	63	65	61	49
1-4	33	44	27	37	31	17	24	16	20	19	16	20	11	17	12
5-9	24	23	26	27	12	8	13	15	16	9	16	10	11	11	3
10-14	14	16	21	24	19	9	9	14	14	13	5	7	7	10	6
15-19	52	44	29	29	37	37	32	21	16	30	15	12	8	13	7
20-24	102	101	73	70	64	78	76	47	52	47	24	25	26	18	17
25-29	225	203	154	141	113	165	146	113	87	97	60	57	41	54	16
30-34	290	244	234	277	224	207	180	167	202	158	83	64	67	75	66
35-39	373	378	361	279	302	273	262	250	180	204	100	116	111	99	98
40-44	469	410	397	371	410	338	272	269	254	285	131	138	128	117	125
45-49	495	520	463	445	472	356	364	302	305	324	139	156	161	140	148
50-54	765	675	661	600	555	516	452	453	419	364	249	223	208	181	191
55-59	896	875	956	953	955	597	597	666	643	623	299	278	290	310	332
60-64	1069	1036	1102	1086	1109	677	636	683	689	721	392	400	419	397	388
65-69	961	1092	1219	1212	1312	534	628	709	669	789	427	464	510	543	523
70-74	1178	980	890	870	951	577	489	453	465	494	601	491	437	405	457
75-79	1633	1825	1787	1654	1482	733	797	751	678	616	900	1028	1036	976	866
80-84	1038	1093	1179	1367	1495	371	365	386	476	539	667	728	793	891	956
85+	1326	1376	1408	1393	1370	307	322	318	287	318	1019	1054	1090	1106	1052
not specified	0	0	0	0	1	0	0	0	0	1	0	0	0	0	0
Rural population															
Total	2479	2459	2466	2241	2306	1375	1351	1353	1261	1293	1104	1108	1113	980	1013
0	58	47	37	30	38	37	29	23	17	22	21	18	14	13	16
1-4	15	17	15	8	4	8	7	6	3	3	7	10	9	5	1
5-9	5	8	8	8	6	2	6	5	5	1	3	2	3	3	5
10-14	12	8	11	8	8	6	6	7	5	7	6	2	4	3	1
15-19	23	19	25	12	15	18	6	20	5	9	5	13	5	7	6
20-24	32	27	26	25	28	21	20	19	16	24	11	7	7	9	4
25-29	42	26	44	34	36	30	21	32	27	30	12	5	12	7	6
30-34	82	50	46	52	39	54	37	32	41	30	28	13	14	11	9
35-39	80	99	74	71	60	52	71	60	54	45	28	28	14	17	15
40-44	125	75	91	86	71	98	51	70	64	45	27	24	21	22	26
45-49	121	116	118	93	107	84	80	83	69	75	37	36	35	24	32
50-54	161	182	151	150	139	112	120	97	104	99	49	62	54	46	40

Continuation

	Number of deaths, people														
	total					male					female				
	2014	2015	2016	2017	2018	2014	2015	2016	2017	2018	2014	2015	2016	2017	2018
55-59	184	198	215	184	211	127	127	143	130	147	57	71	72	54	64
60-64	237	244	234	234	228	156	160	145	150	147	81	84	89	84	81
65-69	226	289	281	263	295	135	182	179	163	181	91	107	102	100	114
70-74	278	259	206	171	194	146	137	119	87	100	132	122	87	84	94
75-79	357	362	415	355	325	173	166	191	169	156	184	196	224	186	169
80-84	187	196	212	226	269	60	73	71	96	111	127	123	141	130	158
85+	254	237	257	231	233	56	52	51	56	61	198	185	206	175	172
not specified	0	0	0	0	0	0	0	0	0	0	0	0	0	0	0

Continuation

	Number of deaths per 1000 people														
	total					male					female				
	2014	2015	2016	2017	2018	2014	2015	2016	2017	2018	2014	2015	2016	2017	2018
Total population															
Total	9.89	9.81	9.84	9.57	9.68	11.20	10.89	10.80	10.42	10.74	8.71	8.85	8.97	8.81	8.72
0	9.00	8.63	8.12	7.89	7.59	10.87	10.38	9.42	9.14	9.13	7.03	6.78	6.75	6.59	5.91
1-4	0.51	0.64	0.43	0.47	0.37	0.52	0.63	0.44	0.47	0.46	0.50	0.64	0.42	0.47	0.28
5-9	0.28	0.29	0.31	0.31	0.16	0.19	0.35	0.36	0.37	0.17	0.38	0.23	0.26	0.26	0.14
10-14	0.31	0.28	0.36	0.35	0.28	0.35	0.34	0.46	0.40	0.41	0.27	0.22	0.25	0.29	0.15
15-19	0.83	0.73	0.66	0.52	0.66	1.19	0.86	0.97	0.51	0.96	0.45	0.59	0.33	0.52	0.34
20-24	1.18	1.17	0.95	0.97	1.00	1.72	1.73	1.25	1.36	1.51	0.63	0.60	0.65	0.57	0.47
25-29	2.18	1.87	1.64	1.49	1.33	3.18	2.72	2.39	1.94	2.24	1.18	1.01	0.88	1.05	0.40
30-34	3.50	2.72	2.54	2.92	2.29	4.93	4.03	3.61	4.31	3.27	2.08	1.42	1.47	1.53	1.31
35-39	4.58	4.80	4.38	3.54	3.65	6.81	6.91	6.39	4.81	5.08	2.50	2.82	2.46	2.31	2.26
40-44	6.29	5.12	5.16	4.85	5.15	9.72	7.20	7.58	7.13	7.43	3.19	3.25	2.99	2.81	3.08
45-49	7.12	7.36	6.68	6.13	6.54	10.89	10.96	9.40	9.05	9.59	3.81	4.18	4.26	3.53	3.83
50-54	9.93	9.40	9.22	8.81	8.38	14.77	13.75	13.69	13.42	12.19	5.87	5.74	5.47	4.92	5.16
55-59	13.88	13.24	13.85	13.15	13.42	21.28	20.33	21.67	20.19	19.97	8.13	7.68	7.67	7.55	8.20
60-64	20.69	20.07	20.82	20.17	19.72	32.81	30.77	31.59	31.21	30.85	12.53	12.77	13.38	12.47	11.83
65-69	29.35	29.87	29.62	27.94	29.86	43.64	46.58	46.88	42.09	48.12	20.63	19.80	19.31	19.47	18.92
70-74	44.56	44.33	42.91	39.94	39.45	64.91	64.92	64.39	60.22	58.33	34.04	33.49	31.46	28.94	29.24
75-79	65.65	66.85	66.20	62.93	62.79	94.72	94.70	91.77	87.25	89.00	52.25	54.29	54.79	52.31	51.48
80-84	107.16	109.64	106.29	105.09	100.92	138.65	135.52	125.53	133.68	132.29	95.40	99.82	98.88	93.85	88.66
85+	214.05	209.70	211.94	206.42	203.98	237.10	229.52	213.79	190.77	204.48	208.02	204.37	211.42	211.06	203.83
Urban population															
Total	10.26	10.16	10.15	10.00	10.06	11.73	11.35	11.21	10.87	11.21	8.98	9.12	9.23	9.24	9.06
0	8.40	8.44	8.19	8.23	7.39	10.03	10.19	9.44	9.65	9.00	6.67	6.60	6.88	6.76	5.59
1-4	0.44	0.58	0.35	0.48	0.41	0.45	0.62	0.41	0.51	0.50	0.44	0.54	0.29	0.46	0.33
5-9	0.31	0.28	0.31	0.31	0.13	0.20	0.31	0.35	0.36	0.20	0.42	0.25	0.26	0.26	0.07
10-14	0.23	0.25	0.32	0.34	0.26	0.28	0.28	0.41	0.39	0.35	0.17	0.23	0.22	0.29	0.17
15-19	0.78	0.69	0.48	0.49	0.62	1.10	0.98	0.67	0.52	0.98	0.46	0.38	0.27	0.45	0.24
20-24	1.14	1.18	0.91	0.93	0.91	1.76	1.79	1.17	1.37	1.32	0.53	0.58	0.65	0.48	0.49
25-29	2.25	2.01	1.53	1.45	1.22	3.37	2.96	2.31	1.83	2.12	1.18	1.10	0.80	1.08	0.34
30-34	3.35	2.76	2.60	2.99	2.37	4.88	4.15	3.77	4.43	3.39	1.88	1.42	1.46	1.59	1.37
35-39	4.71	4.73	4.49	3.46	3.73	7.27	6.85	6.46	4.61	5.17	2.40	2.78	2.67	2.39	2.36
40-44	6.22	5.42	5.25	4.92	5.47	9.66	7.78	7.70	7.26	8.14	3.25	3.39	3.14	2.89	3.13
45-49	7.33	7.68	6.74	6.38	6.68	11.50	11.66	9.50	9.48	10.00	3.80	4.27	4.37	3.73	3.87
50-54	10.45	9.44	9.60	9.04	8.60	15.86	14.23	14.78	14.11	12.59	6.12	5.61	5.44	4.94	5.37
55-59	14.55	13.66	14.29	13.93	13.93	22.77	21.77	23.20	21.90	21.13	8.46	7.59	7.59	7.94	8.49
60-64	21.11	20.27	21.47	20.75	20.47	34.31	31.72	33.72	33.16	33.18	12.68	12.88	13.48	12.58	11.96
65-69	29.62	29.29	29.79	28.42	30.13	44.92	46.36	47.90	43.43	50.23	20.78	19.55	19.52	19.93	18.79
70-74	44.94	43.75	43.49	41.43	40.45	67.05	65.76	66.23	65.35	62.15	34.13	32.81	32.07	29.17	29.37
75-79	65.26	68.04	65.57	63.24	63.22	96.60	99.63	93.25	89.03	91.05	51.62	54.61	53.97	52.64	51.93
80-84	106.63	109.03	106.41	107.64	102.57	141.77	135.24	128.82	137.99	137.90	93.71	99.37	98.10	96.32	89.62
85+	216.15	214.85	214.52	211.45	208.32	244.04	239.76	222.38	192.68	207.30	208.96	208.24	212.33	216.93	208.63

	Number of deaths per 1000 people														
	total					male					female				
	2014	2015	2016	2017	2018	2014	2015	2016	2017	2018	2014	2015	2016	2017	2018
Rural population															
Total	8.52	8.51	8.62	7.92	8.20	9.38	9.27	9.36	8.82	9.09	7.64	7.73	7.86	7.01	7.29
0	11.34	9.37	7.82	6.54	8.39	14.14	11.13	9.33	7.16	9.54	8.40	7.45	6.18	5.88	7.21
1-4	0.75	0.86	0.76	0.41	0.21	0.79	0.69	0.59	0.30	0.30	0.72	1.03	0.93	0.53	0.11
5-9	0.20	0.33	0.33	0.33	0.25	0.16	0.48	0.40	0.41	0.08	0.25	0.17	0.25	0.25	0.43
10-14	0.55	0.36	0.48	0.35	0.34	0.54	0.53	0.61	0.42	0.59	0.56	0.18	0.36	0.27	0.09
15-19	0.96	0.86	1.21	0.61	0.77	1.46	0.53	1.88	0.49	0.89	0.43	1.21	0.50	0.73	0.63
20-24	1.33	1.12	1.11	1.12	1.32	1.58	1.52	1.49	1.32	2.11	1.02	0.65	0.66	0.88	0.41
25-29	1.88	1.21	2.14	1.72	1.84	2.45	1.75	2.75	2.40	2.70	1.19	0.52	1.34	0.82	0.71
30-34	4.15	2.54	2.31	2.59	1.94	5.14	3.52	2.99	3.78	2.76	3.03	1.42	1.52	1.19	0.98
35-39	4.06	5.10	3.92	3.87	3.30	5.12	7.11	6.14	5.65	4.71	2.92	2.97	1.53	1.93	1.74
40-44	6.55	3.93	4.80	4.60	3.85	9.93	5.15	7.13	6.65	4.77	2.93	2.61	2.30	2.43	2.89
45-49	6.35	6.22	6.44	5.14	5.96	8.88	8.62	9.05	7.53	8.16	3.86	3.84	3.83	2.69	3.65
50-54	8.04	9.23	7.85	8.01	7.61	11.22	12.22	10.16	11.21	10.92	4.87	6.27	5.58	4.86	4.34
55-59	11.33	11.67	12.18	10.18	11.53	16.27	15.50	16.59	14.58	16.21	6.75	8.09	7.98	5.90	6.93
60-64	18.97	19.28	18.24	17.84	16.75	27.55	27.48	24.35	24.57	22.95	11.86	12.29	12.95	11.98	11.24
65-69	28.26	32.32	28.94	25.92	28.70	39.19	47.38	43.22	37.34	40.69	19.99	20.97	18.32	17.30	19.55
70-74	43.04	46.67	40.60	33.75	35.16	57.65	62.08	58.22	42.42	44.76	33.62	36.50	28.72	27.85	28.63
75-79	67.50	61.45	69.05	61.57	60.92	87.51	76.55	86.39	80.76	81.74	55.56	52.65	58.96	50.63	49.33
80-84	110.23	113.16	105.66	91.93	92.68	122.08	136.96	110.25	115.73	110.45	105.39	102.59	103.49	79.80	83.27
85+	203.69	184.08	198.84	180.54	181.75	205.13	181.50	172.30	181.52	190.92	203.29	184.82	206.72	180.23	178.70

Kostanai

	Number of deaths, people														
	total					male					female				
	2014	2015	2016	2017	2018	2014	2015	2016	2017	2018	2014	2015	2016	2017	2018
Total population															
Total	9400	9238	9240	8911	8866	4992	4902	4722	4631	4642	4408	4336	4518	4280	4224
0	149	135	112	123	120	82	76	57	76	75	67	59	55	47	45
1-4	31	29	28	21	14	16	16	18	11	8	15	13	10	10	6
5-9	16	17	14	17	19	10	10	7	12	15	6	7	7	5	4
10-14	13	21	18	10	15	9	13	9	4	10	4	8	9	6	5
15-19	52	50	35	30	30	37	39	21	23	16	15	11	14	7	14
20-24	91	98	72	62	64	73	76	48	45	52	18	22	24	17	12
25-29	164	152	138	116	104	127	130	99	84	72	37	22	39	32	32
30-34	222	249	191	176	162	175	197	136	128	119	47	52	55	48	43
35-39	247	284	258	212	240	172	216	191	157	159	75	68	67	55	81
40-44	345	312	316	279	277	237	226	232	188	207	108	86	84	91	70
45-49	446	372	369	329	357	314	256	271	237	249	132	116	98	92	108
50-54	604	601	533	500	457	423	417	369	360	311	181	184	164	140	146
55-59	772	723	792	756	709	524	471	530	519	502	248	252	262	237	207
60-64	809	825	822	833	912	507	541	507	547	611	302	284	315	286	301
65-69	763	836	952	914	956	458	493	558	556	551	305	343	394	358	405
70-74	1025	800	642	626	661	499	400	314	352	367	526	400	328	274	294
75-79	1558	1618	1621	1497	1237	707	709	692	626	532	851	909	929	871	705
80-84	949	954	1040	1171	1291	343	338	368	428	479	606	616	672	743	812
85+	1144	1162	1287	1239	1241	279	278	295	278	307	865	884	992	961	934
not specified	0	0	0	0	0	0	0	0	0	0				0	0
Urban population															
Total	5028	5045	5026	4889	4972	2599	2625	2510	2466	2562	2429	2420	2516	2423	2410
0	78	85	63	64	68	42	49	30	35	43	36	36	33	29	25
1-4	18	15	12	8	7	7	10	8	4	5	11	5	4	4	2
5-9	8	9	7	10	11	6	6	4	8	9	2	3	3	2	2
10-14	7	7	5	5	5	5	3	0	1	3	2	4	5	4	2

Continuation

	Number of deaths, people														
	total					male					female				
	2014	2015	2016	2017	2018	2014	2015	2016	2017	2018	2014	2015	2016	2017	2018
15-19	15	16	11	10	14	8	13	8	7	7	7	3	3	3	7
20-24	37	44	27	33	27	27	33	17	22	20	10	11	10	11	7
25-29	90	76	65	57	53	67	65	44	43	36	23	11	21	14	17
30-34	133	142	95	89	89	108	113	67	61	65	25	29	28	28	24
35-39	138	157	128	107	142	97	126	97	83	93	41	31	31	24	49
40-44	169	162	165	145	150	123	123	126	108	109	46	39	39	37	41
45-49	227	198	178	175	210	164	133	134	129	150	63	65	44	46	60
50-54	320	306	258	256	243	228	217	184	190	163	92	89	74	66	80
55-59	375	358	404	395	380	257	235	268	268	274	118	123	136	127	106
60-64	418	421	436	421	488	252	269	263	270	319	166	152	173	151	169
65-69	425	449	502	512	494	257	259	286	314	271	168	190	216	198	223
70-74	565	432	363	336	395	254	208	186	191	227	311	224	177	145	168
75-79	815	902	919	833	687	350	380	381	336	290	465	522	538	497	397
80-84	538	572	625	671	757	186	208	232	241	285	352	364	393	430	472
85+	652	694	763	762	752	161	175	175	155	193	491	519	588	607	559
not specified	0	0	0	0	0	0	0	0	0	0	0	0	0	0	0
Rural population															
Total	4372	4193	4214	4022	3894	2393	2277	2212	2165	2080	1979	1916	2002	1857	1814
0	71	50	49	59	52	40	27	27	41	32	31	23	22	18	20
1-4	13	14	16	13	7	9	6	10	7	3	4	8	6	6	4
5-9	8	8	7	7	8	4	4	3	4	6	4	4	4	3	2
10-14	6	14	13	5	10	4	10	9	3	7	2	4	4	2	3
15-19	37	34	24	20	16	29	26	13	16	9	8	8	11	4	7
20-24	54	54	45	29	37	46	43	31	23	32	8	11	14	6	5
25-29	74	76	73	59	51	60	65	55	41	36	14	11	18	18	15
30-34	89	107	96	87	73	67	84	69	67	54	22	23	27	20	19
35-39	109	127	130	105	98	75	90	94	74	66	34	37	36	31	32
40-44	176	150	151	134	127	114	103	106	80	98	62	47	45	54	29
45-49	219	174	191	154	147	150	123	137	108	99	69	51	54	46	48
50-54	284	295	275	244	214	195	200	185	170	148	89	95	90	74	66
55-59	397	365	388	361	329	267	236	262	251	228	130	129	126	110	101
60-64	391	404	386	412	424	255	272	244	277	292	136	132	142	135	132
65-69	338	387	450	402	462	201	234	272	242	280	137	153	178	160	182
70-74	460	368	279	290	266	245	192	128	161	140	215	176	151	129	126
75-79	743	716	702	664	550	357	329	311	290	242	386	387	391	374	308
80-84	411	382	415	500	534	157	130	136	187	194	254	252	279	313	340
85+	492	468	524	477	489	118	103	120	123	114	374	365	404	354	375
not specified	0	0	0	0	0	0	0	0	0	0	0	0	0	0	0

Continuation

	Number of deaths per 1000 people														
	total					male					female				
	2014	2015	2016	2017	2018	2014	2015	2016	2017	2018	2014	2015	2016	2017	2018
Total population															
Total	10.67	10.47	10.48	10.16	10.14	11.99	11.75	11.32	11.14	11.19	9.48	9.32	9.73	9.27	9.19
0	11.63	10.57	9.07	10.42	10.30	12.51	11.54	8.89	12.37	12.55	10.72	9.54	9.25	8.29	7.93
1-4	0.61	0.57	0.55	0.42	0.29	0.62	0.62	0.70	0.43	0.32	0.61	0.52	0.40	0.41	0.25
5-9	0.28	0.29	0.23	0.28	0.31	0.34	0.33	0.23	0.38	0.48	0.21	0.24	0.24	0.17	0.13
10-14	0.25	0.40	0.34	0.19	0.28	0.34	0.49	0.33	0.15	0.36	0.16	0.31	0.35	0.23	0.19
15-19	0.97	0.97	0.70	0.61	0.61	1.35	1.47	0.81	0.90	0.63	0.57	0.44	0.57	0.29	0.58
20-24	1.23	1.43	1.14	1.07	1.18	1.96	2.18	1.48	1.50	1.85	0.49	0.65	0.78	0.61	0.46
25-29	1.98	1.81	1.66	1.45	1.38	3.06	3.10	2.39	2.10	1.89	0.89	0.52	0.94	0.80	0.85
30-34	3.20	3.49	2.61	2.34	2.09	5.03	5.50	3.70	3.38	3.06	1.36	1.46	1.51	1.28	1.12
35-39	4.08	4.63	4.13	3.34	3.74	5.90	7.25	6.26	5.03	4.99	2.39	2.15	2.10	1.71	2.50

	Number of deaths per 1000 people														
	total					male					female				
	2014	2015	2016	2017	2018	2014	2015	2016	2017	2018	2014	2015	2016	2017	2018
40-44	5.83	5.33	5.47	4.88	4.86	8.48	8.18	8.53	6.98	7.65	3.45	2.78	2.75	3.01	2.34
45-49	7.65	6.48	6.47	5.79	6.32	11.58	9.58	10.16	8.93	9.45	4.23	3.78	3.22	3.04	3.58
50-54	9.04	9.25	8.55	8.42	8.04	13.55	13.78	12.78	13.10	11.85	5.08	5.29	4.91	4.39	4.77
55-59	13.98	12.44	13.02	12.15	11.33	21.04	17.89	19.13	18.26	17.54	8.18	7.93	7.91	7.01	6.10
60-64	19.44	19.20	18.62	18.27	19.08	28.97	29.86	27.18	28.17	29.71	12.52	11.43	12.35	10.93	11.06
65-69	29.98	28.55	29.46	26.65	26.86	46.41	43.23	43.98	41.15	39.16	19.57	19.19	20.08	17.23	18.82
70-74	45.13	43.02	39.31	38.09	36.03	65.17	63.46	55.99	60.83	56.03	34.93	32.53	30.59	25.74	24.93
75-79	65.34	63.96	64.20	63.21	59.62	92.01	87.99	86.90	85.50	84.69	52.66	52.73	53.74	53.23	48.73
80-84	98.72	97.16	95.89	94.13	90.25	120.12	116.91	116.42	118.64	115.71	89.68	88.92	87.44	84.12	79.88
85+	195.86	182.29	189.66	178.66	176.18	207.05	181.52	170.87	149.26	156.15	192.50	182.53	196.07	189.45	183.93
Urban population															
Total	10.99	10.88	10.74	10.38	10.48	12.42	12.36	11.70	11.41	11.76	9.78	9.63	9.93	9.51	9.40
0	10.96	11.89	8.95	9.40	9.97	11.52	13.13	8.28	10.02	12.48	10.36	10.53	9.66	8.75	7.43
1-4	0.66	0.53	0.42	0.28	0.25	0.50	0.70	0.55	0.27	0.35	0.83	0.36	0.29	0.29	0.15
5-9	0.29	0.30	0.22	0.31	0.32	0.42	0.39	0.25	0.47	0.52	0.15	0.21	0.20	0.13	0.12
10-14	0.31	0.30	0.21	0.20	0.19	0.43	0.25	0.00	0.08	0.22	0.18	0.36	0.43	0.33	0.16
15-19	0.64	0.70	0.49	0.44	0.60	0.67	1.11	0.68	0.59	0.57	0.61	0.27	0.28	0.28	0.63
20-24	0.94	1.23	0.84	1.13	0.99	1.41	1.88	1.06	1.50	1.46	0.49	0.61	0.62	0.76	0.52
25-29	1.91	1.55	1.31	1.19	1.17	2.94	2.75	1.86	1.88	1.65	0.95	0.43	0.81	0.56	0.72
30-34	3.56	3.64	2.33	2.09	1.98	5.90	5.91	3.36	2.92	2.96	1.32	1.46	1.35	1.29	1.04
35-39	4.36	4.83	3.83	3.12	4.05	6.52	8.18	6.08	5.03	5.46	2.44	1.81	1.77	1.35	2.71
40-44	5.53	5.34	5.49	4.83	4.96	8.87	8.91	9.21	7.86	7.84	2.76	2.36	2.38	2.27	2.51
45-49	7.72	6.76	6.05	5.92	7.08	12.62	10.24	10.21	9.82	11.41	3.84	3.99	2.70	2.80	3.63
50-54	9.54	9.33	8.16	8.44	8.30	15.35	15.02	13.28	14.28	12.70	4.92	4.85	4.17	3.88	4.86
55-59	13.28	11.97	12.86	12.29	11.75	21.34	18.32	19.82	19.42	19.75	7.29	7.20	7.60	6.93	5.74
60-64	18.82	18.47	18.64	17.38	19.07	28.83	29.95	28.58	28.01	31.01	12.33	11.00	12.19	10.35	11.05
65-69	29.31	26.93	27.35	26.27	24.41	48.78	42.64	42.34	43.70	36.22	18.20	17.92	18.62	16.09	17.48
70-74	43.87	40.57	38.34	34.80	36.28	61.54	61.26	61.61	60.40	62.64	35.54	30.89	27.45	22.34	23.13
75-79	59.88	62.13	62.95	60.22	56.10	82.49	84.73	85.67	81.84	81.72	49.64	52.02	53.00	51.09	45.65
80-84	96.04	99.43	98.82	92.60	90.14	113.45	123.55	126.36	116.40	120.23	88.83	89.45	87.56	83.08	78.31
85+	185.81	180.64	186.14	182.14	177.82	205.62	197.41	176.23	143.78	169.89	180.12	175.60	189.31	195.46	180.73
Rural population															
Total	10.32	10.01	10.19	9.89	9.74	11.56	11.11	10.91	10.84	10.56	9.13	8.95	9.50	8.98	8.94
0	12.48	8.89	9.24	11.78	10.76	13.71	9.45	9.68	15.47	12.63	11.16	8.31	8.73	7.59	8.69
1-4	0.56	0.62	0.72	0.60	0.33	0.76	0.52	0.88	0.63	0.28	0.35	0.72	0.56	0.57	0.39
5-9	0.27	0.27	0.24	0.25	0.29	0.26	0.27	0.20	0.28	0.43	0.28	0.28	0.28	0.21	0.15
10-14	0.21	0.49	0.46	0.18	0.36	0.27	0.69	0.62	0.21	0.49	0.14	0.28	0.29	0.15	0.22
15-19	1.22	1.18	0.87	0.75	0.61	1.87	1.76	0.92	1.17	0.68	0.54	0.57	0.81	0.30	0.54
20-24	1.56	1.64	1.45	1.00	1.37	2.54	2.49	1.89	1.50	2.23	0.49	0.70	0.95	0.44	0.39
25-29	2.06	2.18	2.17	1.85	1.68	3.21	3.55	3.10	2.41	2.20	0.82	0.66	1.14	1.21	1.07
30-34	2.77	3.31	2.96	2.67	2.25	4.07	5.04	4.09	3.95	3.19	1.40	1.47	1.73	1.28	1.23
35-39	3.78	4.40	4.48	3.60	3.36	5.26	6.26	6.47	5.03	4.45	2.33	2.55	2.48	2.15	2.23
40-44	6.14	5.32	5.45	4.94	4.74	8.10	7.45	7.85	6.06	7.45	4.25	3.27	3.17	3.89	2.13
45-49	7.57	6.19	6.91	5.65	5.48	10.62	8.96	10.11	8.06	7.50	4.66	3.54	3.83	3.32	3.52
50-54	8.53	9.16	8.96	8.39	7.76	11.91	12.66	12.31	11.99	11.04	5.26	5.79	5.74	4.97	4.66
55-59	14.72	12.95	13.19	12.00	10.88	20.77	17.48	18.47	17.16	15.45	9.21	8.78	8.27	7.11	6.52
60-64	20.14	20.03	18.60	19.29	19.09	29.11	29.77	25.83	28.32	28.41	12.77	11.97	12.56	11.66	11.07
65-69	30.86	30.70	32.24	27.16	30.10	43.71	43.89	45.84	38.25	42.50	21.57	21.03	22.18	18.88	20.77
70-74	46.77	46.28	40.64	42.78	35.68	69.42	66.02	49.43	61.35	47.86	34.09	34.90	35.31	31.05	27.81
75-79	72.60	66.43	65.91	67.40	64.68	103.75	92.08	88.45	90.16	88.55	56.82	53.71	54.80	56.37	53.37
80-84	102.47	93.96	91.78	96.26	90.40	129.11	107.66	102.64	121.67	109.67	90.88	88.17	87.28	85.59	82.17
85+	210.98	184.80	195.01	173.36	173.71	209.03	159.69	163.60	156.79	137.35	211.60	193.38	206.81	179.97	188.92

Kyzylorda

	Number of deaths, people														
	total					male					female				
	2014	2015	2016	2017	2018	2014	2015	2016	2017	2018	2014	2015	2016	2017	2018
Total population															
Total	4546	4341	4500	4314	4299	2693	2579	2633	2541	2507	1853	1762	1867	1773	1792
0	253	211	190	164	174	138	119	104	89	106	115	92	86	75	68
1-4	92	89	71	55	67	54	52	45	38	38	38	37	26	17	29
5-9	21	27	19	24	28	14	17	13	14	17	7	10	6	10	11
10-14	18	19	18	23	20	11	14	15	18	14	7	5	3	5	6
15-19	40	44	43	46	33	25	30	35	35	24	15	14	8	11	9
20-24	71	72	60	48	66	54	51	51	38	46	17	21	9	10	20
25-29	77	78	73	79	72	58	57	56	55	50	19	21	17	24	22
30-34	117	109	97	100	85	84	84	76	82	64	33	25	21	18	21
35-39	142	139	134	107	106	107	102	89	90	80	35	37	45	17	26
40-44	186	193	209	164	160	137	152	155	126	122	49	41	54	38	38
45-49	232	229	214	220	228	171	171	155	158	160	61	58	59	62	68
50-54	348	289	294	279	262	243	208	213	190	195	105	81	81	89	67
55-59	372	399	384	323	385	258	278	272	235	255	114	121	112	88	130
60-64	445	406	426	412	406	284	265	279	271	270	161	141	147	141	136
65-69	383	407	490	480	487	245	246	284	274	302	138	161	206	206	185
70-74	474	401	386	365	365	278	223	213	199	202	196	178	173	166	163
75-79	615	558	668	652	574	297	261	337	357	279	318	297	331	295	295
80-84	303	297	351	401	425	123	128	136	161	196	180	169	215	240	229
85+	354	374	373	372	356	109	121	105	111	87	245	253	268	261	269
not specified	3	0	0	0	0	3	0	0	0	0	0	0	0	0	0
Urban population															
Total	2039	2015	2075	1926	2014	1216	1179	1208	1126	1157	823	836	867	800	857
0	129	120	116	80	97	72	73	68	42	61	57	47	48	38	36
1-4	30	35	30	21	29	18	20	20	12	17	12	15	10	9	12
5-9	8	9	8	9	11	6	6	4	5	7	2	3	4	4	4
10-14	5	9	7	9	8	4	6	5	9	5	1	3	2	0	3
15-19	16	23	15	14	12	8	15	12	12	9	8	8	3	2	3
20-24	20	30	21	23	32	17	21	16	16	23	3	9	5	7	9
25-29	31	34	35	42	25	24	22	26	30	15	7	12	9	12	10
30-34	55	46	44	45	34	34	34	33	36	30	21	12	11	9	4
35-39	71	66	63	49	49	56	47	42	41	36	15	19	21	8	13
40-44	92	98	96	75	77	66	76	66	52	56	26	22	30	23	21
45-49	116	114	105	106	108	78	84	71	77	78	38	30	34	29	30
50-54	179	140	147	141	124	127	104	107	97	97	52	36	40	44	27
55-59	181	179	192	154	196	124	123	140	110	126	57	56	52	44	70
60-64	201	199	215	185	195	124	130	140	121	128	77	69	75	64	67
65-69	186	187	217	219	228	116	108	133	129	141	70	79	84	90	87
70-74	191	167	160	149	162	120	90	85	77	85	71	77	75	72	77
75-79	253	243	280	265	252	129	112	131	138	127	124	131	149	127	125
80-84	119	146	179	171	198	46	63	66	74	80	73	83	113	97	118
85+	153	170	145	169	177	44	45	43	48	36	109	125	102	121	141
not specified	3	0	0	0	0	3	0	0	0	0	0	0	0	0	0
Rural population															
Total	2507	2326	2425	2388	2285	1477	1400	1425	1415	1350	1030	926	1000	973	935
0	124	91	74	84	77	66	46	36	47	45	58	45	38	37	32
1-4	62	54	41	34	38	36	32	25	26	21	26	22	16	8	17
5-9	13	18	11	15	17	8	11	9	9	10	5	7	2	6	7
10-14	13	10	11	14	12	7	8	10	9	9	6	2	1	5	3
15-19	24	21	28	32	21	17	15	23	23	15	7	6	5	9	6
20-24	51	42	39	25	34	37	30	35	22	23	14	12	4	3	11
25-29	46	44	38	37	47	34	35	30	25	35	12	9	8	12	12

Continuation

	Number of deaths, people														
	total					male					female				
	2014	2015	2016	2017	2018	2014	2015	2016	2017	2018	2014	2015	2016	2017	2018
30-34	62	63	53	55	51	50	50	43	46	34	12	13	10	9	17
35-39	71	73	71	58	57	51	55	47	49	44	20	18	24	9	13
40-44	94	95	113	89	83	71	76	89	74	66	23	19	24	15	17
45-49	116	115	109	114	120	93	87	84	81	82	23	28	25	33	38
50-54	169	149	147	138	138	116	104	106	93	98	53	45	41	45	40
55-59	191	220	192	169	189	134	155	132	125	129	57	65	60	44	60
60-64	244	207	211	227	211	160	135	139	150	142	84	72	72	77	69
65-69	197	220	273	261	259	129	138	151	145	161	68	82	122	116	98
70-74	283	234	226	216	203	158	133	128	122	117	125	101	98	94	86
75-79	362	315	388	387	322	168	149	206	219	152	194	166	182	168	170
80-84	184	151	172	230	227	77	65	70	87	116	107	86	102	143	111
85+	201	204	228	203	179	65	76	62	63	51	136	128	166	140	128
not specified	0	0	0	0	0	0	0	0	0	0	0	0	0	0	0

Continuation

	Number of deaths per 1000 people														
	total					male					female				
	2014	2015	2016	2017	2018	2014	2015	2016	2017	2018	2014	2015	2016	2017	2018
Total population															
Total	6.09	5.72	5.85	5.54	5.45	7.22	6.80	6.84	6.52	6.34	4.96	4.64	4.86	4.56	4.56
0	12.51	10.66	9.83	8.61	9.09	13.26	11.61	10.31	9.02	10.71	11.71	9.62	9.30	8.18	7.35
1-4	1.18	1.13	0.91	0.71	0.87	1.34	1.28	1.11	0.94	0.95	1.01	0.97	0.69	0.45	0.78
5-9	0.27	0.32	0.21	0.26	0.30	0.35	0.40	0.28	0.29	0.35	0.18	0.25	0.14	0.22	0.24
10-14	0.30	0.31	0.28	0.34	0.28	0.36	0.45	0.46	0.53	0.38	0.24	0.17	0.10	0.15	0.17
15-19	0.64	0.74	0.75	0.82	0.59	0.77	0.98	1.19	1.22	0.84	0.49	0.48	0.29	0.40	0.33
20-24	1.08	1.09	0.93	0.78	1.12	1.57	1.49	1.53	1.18	1.49	0.54	0.67	0.29	0.34	0.72
25-29	1.24	1.25	1.16	1.27	1.16	1.83	1.77	1.73	1.69	1.53	0.63	0.69	0.56	0.81	0.75
30-34	2.18	1.99	1.72	1.72	1.43	3.09	3.01	2.65	2.77	2.11	1.25	0.93	0.76	0.63	0.72
35-39	2.81	2.75	2.65	2.12	2.07	4.22	4.01	3.49	3.53	3.10	1.40	1.47	1.79	0.68	1.03
40-44	3.94	4.03	4.33	3.39	3.29	5.80	6.34	6.43	5.21	5.01	2.07	1.71	2.24	1.57	1.57
45-49	5.51	5.39	4.93	4.96	5.07	8.23	8.12	7.21	7.21	7.19	2.86	2.71	2.70	2.76	2.99
50-54	8.59	7.06	7.19	6.85	6.47	12.50	10.56	10.79	9.61	9.87	4.98	3.81	3.83	4.25	3.23
55-59	12.57	12.59	11.31	9.06	10.36	18.87	18.92	17.23	14.12	14.64	7.16	7.11	6.16	4.63	6.59
60-64	20.08	17.90	18.31	16.90	15.84	29.42	26.71	27.24	25.12	23.64	12.87	11.05	11.29	10.38	9.57
65-69	29.41	26.84	29.31	27.63	26.60	45.00	39.01	41.20	38.19	39.71	18.21	18.18	20.97	20.20	17.29
70-74	47.48	45.25	45.96	41.42	38.29	66.20	61.23	62.69	56.21	53.60	33.89	34.10	34.59	31.48	28.28
75-79	85.67	70.17	80.01	78.07	71.28	103.54	81.84	100.37	108.71	90.01	73.77	62.35	66.31	58.21	59.55
80-84	118.54	114.83	120.06	116.52	107.64	143.52	143.02	130.64	127.37	134.11	105.94	99.91	114.21	110.22	92.08
85+	226.05	234.41	234.15	233.82	216.15	217.35	245.69	217.62	227.69	165.09	230.16	229.37	241.33	236.52	240.18
Urban population															
Total	6.35	6.12	6.15	5.61	5.77	7.76	7.32	7.32	6.70	6.76	5.01	4.97	5.03	4.56	4.81
0	13.80	12.96	12.56	8.81	10.5	14.89	15.17	14.01	8.95	12.65	12.63	10.57	10.95	8.67	8.17
1-4	0.83	0.96	0.81	0.57	0.80	0.97	1.06	1.05	0.63	0.90	0.69	0.85	0.56	0.51	0.68
5-9	0.25	0.25	0.20	0.21	0.25	0.36	0.33	0.20	0.23	0.31	0.13	0.17	0.21	0.20	0.19
10-14	0.22	0.37	0.27	0.33	0.27	0.34	0.49	0.39	0.65	0.33	0.09	0.25	0.16	0.00	0.21
15-19	0.67	1.00	0.68	0.64	0.54	0.65	1.27	1.06	1.06	0.79	0.68	0.72	0.28	0.19	0.28
20-24	0.71	1.08	0.79	0.91	1.34	1.17	1.48	1.17	1.24	1.88	0.22	0.66	0.38	0.57	0.77
25-29	1.15	1.23	1.24	1.47	0.88	1.77	1.57	1.79	2.04	1.02	0.52	0.88	0.65	0.87	0.74
30-34	2.37	1.92	1.77	1.75	1.29	3.03	2.90	2.71	2.83	2.27	1.76	0.98	0.87	0.69	0.30
35-39	3.21	2.96	2.81	2.19	2.17	5.32	4.42	3.89	3.80	3.29	1.29	1.63	1.81	0.69	1.11
40-44	4.30	4.55	4.45	3.47	3.55	6.51	7.43	6.46	5.09	5.45	2.31	1.94	2.64	2.02	1.84
45-49	5.92	5.76	5.21	5.17	5.25	8.41	8.99	7.49	8.02	8.10	3.68	2.87	3.18	2.66	2.74
50-54	9.60	7.41	7.76	7.46	6.61	14.77	11.93	12.17	11.03	11.12	5.18	3.54	3.94	4.36	2.69
55-59	13.77	12.50	12.32	9.33	11.39	20.95	19.07	19.96	14.86	16.35	7.89	7.11	6.07	4.83	7.37
60-64	20.98	20.22	21.33	17.46	17.23	31.18	31.68	33.10	26.83	26.28	13.74	12.03	12.82	10.52	10.39

Continuation

	Number of deaths per 1000 people														
	total					male					female				
	2014	2015	2016	2017	2018	2014	2015	2016	2017	2018	2014	2015	2016	2017	2018
65-69	33.68	28.82	30.01	28.78	28.27	53.02	42.12	47.15	43.80	44.84	21.00	20.13	19.05	19.30	17.68
70-74	50.01	48.41	47.68	41.33	40.59	81.33	68.89	66.82	56.60	57.47	30.29	35.92	35.99	32.07	30.65
75-79	89.24	79.14	88.11	83.01	82.00	129.78	106.41	120.24	126.95	122.88	67.35	64.92	71.34	60.32	61.29
80-84	122.37	143.91	154.64	127.28	129.54	160.00	194.44	174.37	172.90	171.12	106.57	120.20	145.06	105.95	111.22
85+	262.44	299.03	265.08	317.67	339.41	278.48	329.67	364.41	434.39	298.76	256.47	289.35	237.76	287.07	351.62
Rural population															
Total	5.89	5.41	5.62	5.49	5.20	6.83	6.41	6.48	6.39	6.02	4.92	4.38	4.72	4.57	4.34
0	11.40	8.61	7.33	8.43	7.76	11.85	8.45	6.88	9.07	8.84	10.96	8.77	7.80	7.74	6.61
1-4	1.48	1.29	0.99	0.83	0.93	1.65	1.47	1.17	1.23	0.99	1.28	1.09	0.80	0.41	0.86
5-9	0.28	0.38	0.22	0.30	0.34	0.34	0.45	0.35	0.35	0.38	0.22	0.30	0.08	0.25	0.29
10-14	0.35	0.27	0.29	0.35	0.28	0.38	0.42	0.51	0.44	0.41	0.33	0.11	0.05	0.26	0.15
15-19	0.62	0.57	0.80	0.94	0.62	0.85	0.79	1.27	1.32	0.88	0.37	0.34	0.29	0.54	0.36
20-24	1.35	1.10	1.04	0.69	0.98	1.87	1.50	1.77	1.14	1.23	0.79	0.67	0.23	0.18	0.68
25-29	1.31	1.26	1.11	1.10	1.39	1.87	1.93	1.68	1.41	1.94	0.71	0.53	0.49	0.75	0.76
30-34	2.04	2.04	1.68	1.69	1.54	3.13	3.08	2.60	2.72	1.98	0.83	0.89	0.67	0.58	1.06
35-39	2.51	2.58	2.52	2.06	2.00	3.44	3.73	3.20	3.33	2.96	1.48	1.33	1.78	0.67	0.95
40-44	3.64	3.60	4.24	3.33	3.08	5.27	5.53	6.41	5.30	4.69	1.86	1.50	1.88	1.17	1.32
45-49	5.15	5.07	4.69	4.78	4.92	8.08	7.44	6.98	6.58	6.50	2.09	2.55	2.23	2.86	3.23
50-54	7.72	6.75	6.70	6.32	6.34	10.70	9.48	9.68	8.47	8.89	4.80	4.06	3.73	4.14	3.73
55-59	11.61	12.66	10.45	8.82	9.48	17.28	18.81	15.05	13.52	13.29	6.56	7.12	6.25	4.44	5.86
60-64	19.40	16.12	16.00	16.48	14.74	28.19	23.20	23.11	23.89	21.68	12.17	10.25	10.04	10.27	8.88
65-69	26.27	25.36	28.78	26.73	25.29	39.61	36.87	37.09	34.29	36.09	16.03	16.63	22.54	20.95	16.96
70-74	45.92	43.24	44.81	41.48	36.63	58.00	56.95	60.22	55.98	51.09	36.34	32.83	33.59	31.04	26.45
75-79	83.33	64.52	75.03	75.01	64.66	89.62	69.74	90.83	99.68	73.57	78.56	60.46	62.69	56.71	58.34
80-84	116.20	96.06	97.40	109.63	93.80	135.21	113.84	105.66	104.07	116.70	105.52	85.91	92.43	113.31	77.84
85+	204.48	198.64	217.97	191.69	159.04	189.23	213.48	170.10	167.11	125.46	212.67	190.76	243.58	205.28	178.03

Mangystau

	Number of deaths, people														
	total					male					female				
	2014	2015	2016	2017	2018	2014	2015	2016	2017	2018	2014	2015	2016	2017	2018
Total population															
Total	2793	2850	2786	2733	3024	1715	1741	1667	1586	1777	1078	1109	1119	1147	1247
0	173	177	187	150	194	104	110	107	91	105	69	67	80	59	89
1-4	44	61	41	46	42	29	36	20	23	23	15	25	21	23	19
5-9	27	23	23	23	26	12	16	15	11	22	15	7	8	12	4
10-14	17	20	16	11	6	12	12	10	7	2	5	8	6	4	4
15-19	37	23	26	25	32	28	13	18	11	19	9	10	8	14	13
20-24	54	50	40	49	50	36	36	27	32	38	18	14	13	17	12
25-29	70	70	53	68	47	45	57	33	55	29	25	13	20	13	18
30-34	87	76	65	70	72	61	53	47	52	56	26	23	18	18	16
35-39	99	105	102	79	95	78	79	74	62	68	21	26	28	17	27
40-44	132	138	138	120	116	97	102	105	86	91	35	36	33	34	25
45-49	163	157	163	148	181	122	126	106	112	126	41	31	57	36	55
50-54	226	225	209	205	210	158	165	151	144	151	68	60	58	61	59
55-59	240	265	240	233	281	169	179	169	149	186	71	86	71	84	95
60-64	244	285	287	248	317	162	181	186	160	200	82	104	101	88	117
65-69	235	279	304	326	331	150	170	179	203	203	85	109	125	123	128
70-74	253	216	214	217	252	142	120	121	117	137	111	96	93	100	115
75-79	290	291	272	291	306	148	140	134	134	148	142	151	138	157	158
80-84	166	145	175	202	249	83	56	78	76	102	83	89	97	126	147
85+	227	243	230	220	215	70	90	86	59	69	157	153	144	161	146
not specified	9	1	1	2	2	9	0	1	2	2	0	1	0	0	0

Continuation

	Number of deaths, people														
	total					male					female				
	2014	2015	2016	2017	2018	2014	2015	2016	2017	2018	2014	2015	2016	2017	2018
Urban population															
Total	1573	1467	1476	1406	1546	980	869	851	792	877	593	598	625	614	669
0	91	64	76	55	76	56	35	47	33	40	35	29	29	22	36
1-4	17	20	18	11	17	10	11	11	4	9	7	9	7	7	8
5-9	16	10	13	9	13	6	6	9	4	12	10	4	4	5	1
10-14	6	6	4	6	3	5	3	1	3	2	1	3	3	3	1
15-19	9	7	8	12	17	8	3	4	4	9	1	4	4	8	8
20-24	26	21	18	16	23	18	17	11	10	18	8	4	7	6	5
25-29	37	36	20	41	22	23	28	11	30	14	14	8	9	11	8
30-34	45	41	31	31	28	29	27	23	20	22	16	14	8	11	6
35-39	62	55	53	41	54	54	43	36	30	35	8	12	17	11	19
40-44	71	60	66	64	55	50	43	48	49	46	21	17	18	15	9
45-49	90	92	85	78	102	66	70	60	63	68	24	22	25	15	34
50-54	135	117	113	113	99	94	89	87	77	74	41	28	26	36	25
55-59	148	157	134	122	148	110	108	98	76	95	38	49	36	46	53
60-64	137	147	157	125	165	87	95	104	84	105	50	52	53	41	60
65-69	154	156	174	170	182	99	91	96	101	117	55	65	78	69	65
70-74	136	113	120	112	132	83	60	60	57	68	53	53	60	55	64
75-79	164	162	150	170	165	85	75	68	74	67	79	87	82	96	98
80-84	99	82	101	113	129	48	28	39	38	44	51	54	62	75	85
85+	124	121	135	116	114	43	37	38	34	30	81	84	97	82	84
not specified	6	0	0	1	2	6	0	0	1	2	0	0	0	0	0
Rural population															
Total	1220	1383	1310	1327	1478	735	872	816	794	900	485	511	494	533	578
0	82	113	111	95	118	48	75	60	58	65	34	38	51	37	53
1-4	27	41	23	35	25	19	25	9	19	14	8	16	14	16	11
5-9	11	13	10	14	13	6	10	6	7	10	5	3	4	7	3
10-14	11	14	12	5	3	7	9	9	4	0	4	5	3	1	3
15-19	28	16	18	13	15	20	10	14	7	10	8	6	4	6	5
20-24	28	29	22	33	27	18	19	16	22	20	10	10	6	11	7
25-29	33	34	33	27	25	22	29	22	25	15	11	5	11	2	10
30-34	42	35	34	39	44	32	26	24	32	34	10	9	10	7	10
35-39	37	50	49	38	41	24	36	38	32	33	13	14	11	6	8
40-44	61	78	72	56	61	47	59	57	37	45	14	19	15	19	16
45-49	73	65	78	70	79	56	56	46	49	58	17	9	32	21	21
50-54	91	108	96	92	111	64	76	64	67	77	27	32	32	25	34
55-59	92	108	106	111	133	59	71	71	73	91	33	37	35	38	42
60-64	107	138	130	123	152	75	86	82	76	95	32	52	48	47	57
65-69	81	123	130	156	149	51	79	83	102	86	30	44	47	54	63
70-74	117	103	94	105	120	59	60	61	60	69	58	43	33	45	51
75-79	126	129	122	121	141	63	65	66	60	81	63	64	56	61	60
80-84	67	63	74	89	120	35	28	39	38	58	32	35	35	51	62
85+	103	122	95	104	101	27	53	48	25	39	76	69	47	79	62
not specified	3	1	1	1	0	3	0	1	1	0	0	1	0	0	0

Continuation

	Number of deaths per 1000 people														
	total					male					female				
	2014	2015	2016	2017	2018	2014	2015	2016	2017	2018	2014	2015	2016	2017	2018
Total population															
Total	4.68	4.62	4.39	4.19	4.52	5.78	5.67	5.28	4.89	5.33	3.59	3.58	3.51	3.51	3.71
0	9.12	9.19	9.48	7.70	9.81	10.60	11.02	10.49	9.01	10.21	7.54	7.22	8.41	6.29	9.38
1-4	0.68	0.89	0.57	0.62	0.55	0.87	1.02	0.54	0.60	0.58	0.48	0.75	0.60	0.64	0.52
5-9	0.43	0.34	0.32	0.31	0.33	0.37	0.46	0.41	0.28	0.54	0.49	0.21	0.23	0.33	0.10

Continuation

	Number of deaths per 1000 people														
	total					male					female				
	2014	2015	2016	2017	2018	2014	2015	2016	2017	2018	2014	2015	2016	2017	2018
10-14	0.37	0.41	0.31	0.20	0.10	0.50	0.48	0.37	0.25	0.07	0.22	0.33	0.24	0.15	0.14
15-19	0.83	0.53	0.61	0.59	0.73	1.23	0.58	0.82	0.50	0.84	0.41	0.47	0.39	0.68	0.61
20-24	1.02	0.95	0.79	1.00	1.06	1.33	1.34	1.03	1.27	1.56	0.69	0.55	0.53	0.71	0.52
25-29	1.20	1.19	0.91	1.18	0.84	1.55	1.94	1.13	1.90	1.02	0.86	0.44	0.68	0.46	0.65
30-34	1.78	1.48	1.21	1.25	1.24	2.49	2.06	1.75	1.85	1.93	1.07	0.90	0.67	0.64	0.55
35-39	2.39	2.45	2.30	1.74	2.02	3.78	3.69	3.35	2.73	2.89	1.01	1.21	1.26	0.75	1.15
40-44	3.64	3.72	3.67	3.11	2.91	5.40	5.57	5.66	4.51	4.62	1.91	1.92	1.73	1.74	1.24
45-49	5.06	4.79	4.83	4.30	5.17	7.81	7.91	6.47	6.70	7.40	2.47	1.84	3.29	2.03	3.06
50-54	7.62	7.39	6.80	6.58	6.67	11.32	11.41	10.32	9.69	10.04	4.31	3.76	3.60	3.74	3.59
55-59	10.80	11.14	9.42	8.69	10.02	16.52	16.26	14.28	11.97	14.36	5.91	6.72	5.21	5.84	6.29
60-64	15.83	17.26	16.36	13.20	15.80	24.33	25.19	24.24	19.18	22.25	9.32	11.15	10.23	8.42	10.56
65-69	25.94	26.18	25.90	26.17	24.99	40.12	38.95	37.48	40.18	37.69	15.93	17.33	17.93	16.62	16.29
70-74	43.61	40.01	39.71	37.05	37.73	63.51	56.97	57.08	50.85	52.60	31.07	29.16	28.45	28.12	28.22
75-79	73.22	65.39	56.55	57.33	61.08	103.88	88.44	78.25	74.18	83.62	55.82	52.67	44.55	48.02	48.77
80-84	107.37	90.65	96.79	97.51	106.03	175.29	115.35	140.92	115.33	132.64	77.39	79.89	77.32	89.20	93.07
85+	203.77	216.02	199.22	187.79	175.73	197.74	258.25	254.81	180.98	204.44	206.58	197.18	176.25	190.42	164.79
Urban population															
Total	5.61	5.44	5.42	5.18	5.72	7.07	6.42	6.22	5.82	6.49	4.17	4.44	4.60	4.54	4.96
0	9.98	7.71	8.77	6.06	8.59	11.95	8.13	10.57	7.09	8.74	7.93	7.26	6.88	4.98	8.43
1-4	0.59	0.70	0.61	0.37	0.58	0.66	0.73	0.71	0.26	0.59	0.51	0.68	0.50	0.49	0.57
5-9	0.58	0.36	0.45	0.31	0.43	0.42	0.41	0.58	0.25	0.74	0.76	0.31	0.30	0.37	0.07
10-14	0.30	0.30	0.19	0.27	0.13	0.47	0.28	0.09	0.26	0.17	0.10	0.32	0.30	0.29	0.09
15-19	0.46	0.41	0.49	0.74	1.03	0.79	0.33	0.45	0.46	1.02	0.11	0.50	0.53	1.09	1.05
20-24	1.10	0.99	0.91	0.87	1.36	1.47	1.47	1.01	1.00	1.95	0.71	0.41	0.78	0.72	0.65
25-29	1.38	1.44	0.83	1.83	1.05	1.71	2.20	0.90	2.59	1.27	1.05	0.65	0.77	1.02	0.80
30-34	1.98	1.83	1.35	1.34	1.20	2.55	2.37	1.96	1.69	1.85	1.42	1.27	0.71	0.97	0.52
35-39	3.17	2.92	2.80	2.17	2.82	5.72	4.65	3.85	3.18	3.63	0.79	1.26	1.77	1.16	2.00
40-44	3.85	3.46	3.88	3.83	3.31	5.71	5.17	5.88	6.11	5.76	2.17	1.88	2.03	1.72	1.04
45-49	5.30	5.72	5.25	4.88	6.49	8.22	9.06	7.70	8.24	9.10	2.68	2.63	2.98	1.80	4.12
50-54	8.39	7.55	7.38	7.50	6.69	12.68	12.28	12.19	10.94	10.63	4.70	3.39	3.18	4.49	3.19
55-59	12.22	12.72	10.26	9.12	10.88	20.41	19.39	16.47	12.50	15.50	5.63	7.24	5.07	6.31	7.10
60-64	16.37	17.32	17.58	13.30	16.74	24.45	25.98	27.14	20.77	24.72	10.35	10.76	10.39	7.66	10.69
65-69	30.88	27.78	28.59	27.29	28.28	50.03	41.03	40.05	41.12	45.93	18.21	19.13	21.15	18.29	16.72
70-74	46.81	44.70	47.03	39.68	40.37	78.91	63.29	60.73	52.22	54.91	28.46	33.54	38.38	31.77	31.51
75-79	78.07	72.52	64.09	71.50	74.11	125.09	108.62	95.98	100.82	94.23	55.40	56.37	50.25	58.41	64.67
80-84	127.82	107.40	116.43	116.43	120.67	239.40	151.76	183.10	150.20	156.31	88.85	93.26	94.73	104.53	107.94
85+	264.96	265.35	295.73	266.06	258.50	370.69	344.19	358.49	402.37	397.35	230.11	241.03	276.75	233.29	229.82
Rural population															
Total	3.85	3.99	3.62	3.49	3.70	4.65	5.08	4.55	4.21	4.54	3.06	2.91	2.70	2.78	2.88
0	8.33	10.43	10.05	9.10	10.86	9.37	13.28	10.44	10.63	11.47	7.20	7.37	9.62	7.42	10.19
1-4	0.75	1.02	0.54	0.79	0.53	1.04	1.23	0.42	0.83	0.58	0.46	0.80	0.67	0.73	0.48
5-9	0.31	0.33	0.23	0.31	0.27	0.33	0.49	0.28	0.30	0.41	0.29	0.15	0.19	0.31	0.12
10-14	0.42	0.48	0.39	0.15	0.08	0.53	0.61	0.58	0.24	0.00	0.31	0.34	0.20	0.06	0.17
15-19	1.11	0.61	0.69	0.49	0.55	1.58	0.76	1.06	0.52	0.73	0.64	0.45	0.31	0.45	0.37
20-24	0.95	0.93	0.71	1.07	0.89	1.22	1.24	1.05	1.45	1.33	0.68	0.63	0.38	0.71	0.46
25-29	1.05	1.01	0.96	0.77	0.71	1.41	1.75	1.29	1.44	0.86	0.70	0.29	0.63	0.11	0.56
30-34	1.60	1.21	1.11	1.19	1.27	2.43	1.82	1.58	1.97	1.98	0.77	0.62	0.65	0.42	0.57
35-39	1.69	2.08	1.93	1.43	1.47	2.15	2.97	2.98	2.41	2.38	1.22	1.17	0.87	0.45	0.57
40-44	3.42	3.95	3.50	2.56	2.62	5.10	5.90	5.48	3.35	3.84	1.62	1.95	1.47	1.75	1.38
45-49	4.80	3.89	4.45	3.80	4.10	7.38	6.83	5.35	5.40	6.07	2.24	1.06	3.58	2.24	2.16
50-54	6.72	7.23	6.22	5.72	6.66	9.78	10.53	8.54	8.57	9.52	3.83	4.15	4.03	3.02	3.96
55-59	9.09	9.43	8.54	8.25	9.20	12.16	13.06	12.07	11.48	13.34	6.27	6.15	5.36	5.36	5.51
60-64	15.18	17.20	15.09	13.09	14.89	24.20	24.38	21.35	17.68	20.03	8.06	11.56	10.06	9.22	10.43

	Number of deaths per 1000 people														
	total					male					female				
	2014	2015	2016	2017	2018	2014	2015	2016	2017	2018	2014	2015	2016	2017	2018
65-69	19.86	24.40	23.02	25.05	21.89	28.90	36.80	34.92	39.29	30.30	12.96	15.21	14.31	14.87	15.88
70-74	40.38	35.88	33.13	34.60	35.20	49.71	51.79	53.89	49.61	50.51	33.91	25.12	19.35	24.65	24.96
75-79	67.75	58.21	49.40	44.84	50.66	84.60	72.83	65.74	55.94	76.49	56.35	48.36	38.21	37.52	34.79
80-84	86.84	75.36	78.68	80.84	93.79	128.21	93.02	114.54	93.60	118.97	64.19	65.42	58.33	73.38	78.28
85+	159.44	182.63	136.10	141.40	129.07	113.45	219.92	207.34	103.52	148.85	186.27	161.85	100.75	159.92	119.12

Pavlodar

	Number of deaths, people														
	total					male					female				
	2014	2015	2016	2017	2018	2014	2015	2016	2017	2018	2014	2015	2016	2017	2018

Total population

Total	7531	7346	7316	7277	7360	4011	3936	3852	3769	3956	3520	3410	3464	3508	3404
0	109	89	101	93	66	57	49	57	56	37	52	40	44	37	29
1-4	20	27	14	28	20	11	18	9	17	12	9	9	5	11	8
5-9	10	10	11	17	10	5	7	8	9	9	5	3	3	8	1
10-14	12	13	12	19	16	7	10	6	10	9	5	3	6	9	7
15-19	30	21	28	26	20	23	12	19	17	14	7	9	9	9	6
20-24	68	56	48	38	37	51	47	39	29	29	17	9	9	9	8
25-29	140	130	103	89	81	102	88	83	69	62	38	42	20	20	19
30-34	192	185	155	152	148	138	141	116	111	119	54	44	39	41	29
35-39	256	200	227	211	211	181	138	172	147	162	75	62	55	64	49
40-44	280	289	259	228	224	189	218	186	157	158	91	71	73	71	66
45-49	349	322	314	283	324	230	224	217	201	218	119	98	97	82	106
50-54	562	479	473	397	438	380	339	315	263	299	182	140	158	134	139
55-59	678	657	625	626	643	458	438	413	414	438	220	219	212	212	205
60-64	674	661	715	681	704	425	409	449	442	452	249	252	266	239	252
65-69	609	697	805	808	836	351	413	461	498	516	258	284	344	310	320
70-74	849	652	499	541	605	421	359	248	284	314	428	293	251	257	291
75-79	1131	1253	1264	1170	1017	521	572	565	508	472	610	681	699	662	545
80-84	728	661	734	908	1016	277	228	268	334	385	451	433	466	574	631
85+	834	944	928	961	944	184	226	220	202	251	650	718	708	759	693
not specified	0	0	1	1	0	0	0	1	1	0	0	0	0	0	0

Urban population

Total	5140	5116	5142	5114	5246	2656	2692	2660	2601	2792	2484	2424	2482	2513	2454
0	69	60	67	70	50	33	32	35	43	28	36	28	32	27	22
1-4	10	19	9	17	17	4	11	7	9	9	6	8	2	8	8
5-9	7	7	5	11	10	3	6	4	7	9	4	1	1	4	1
10-14	8	4	6	11	13	5	3	2	5	7	3	1	4	6	6
15-19	14	11	20	14	12	11	6	14	10	8	3	5	6	4	4
20-24	38	28	32	24	28	26	24	24	16	21	12	4	8	8	7
25-29	97	81	73	50	53	69	54	60	40	40	28	27	13	10	13
30-34	131	137	110	99	101	95	104	82	74	86	36	33	28	25	15
35-39	180	144	168	151	148	123	97	130	107	109	57	47	38	44	39
40-44	197	201	175	161	169	134	155	127	104	123	63	46	48	57	46
45-49	230	213	223	200	228	149	146	153	146	153	81	67	70	54	75
50-54	391	331	312	279	307	264	235	207	184	202	127	96	105	95	105
55-59	433	461	421	418	448	289	302	274	272	299	144	159	147	146	149
60-64	443	455	501	464	488	278	288	314	296	307	165	167	187	168	181
65-69	416	502	576	581	617	237	288	335	356	381	179	214	241	225	236
70-74	583	449	356	382	429	281	244	170	198	225	302	205	186	184	204
75-79	762	852	875	828	726	339	374	379	360	334	423	478	496	468	392
80-84	526	453	518	634	706	185	148	184	230	268	341	305	334	404	438
85+	605	708	694	719	696	131	175	158	143	183	474	533	536	576	513
not specified	0	0	1	1	0	0	0	1	1	0	0	0	0	0	0

Continuation

	Number of deaths, people														
	total					male					female				
	2014	2015	2016	2017	2018	2014	2015	2016	2017	2018	2014	2015	2016	2017	2018
Rural population															
Total	2391	2230	2174	2163	2114	1355	1244	1192	1168	1164	1036	986	982	995	950
0	40	29	34	23	16	24	17	22	13	9	16	12	12	10	7
1-4	10	8	5	11	3	7	7	2	8	3	3	1	3	3	0
5-9	3	3	6	6	0	2	1	4	2	0	1	2	2	4	0
10-14	4	9	6	8	3	2	7	4	5	2	2	2	2	3	1
15-19	16	10	8	12	8	12	6	5	7	6	4	4	3	5	2
20-24	30	28	16	14	9	25	23	15	13	8	5	5	1	1	1
25-29	43	49	30	39	28	33	34	23	29	22	10	15	7	10	6
30-34	61	48	45	53	47	43	37	34	37	33	18	11	11	16	14
35-39	76	56	59	60	63	58	41	42	40	53	18	15	17	20	10
40-44	83	88	84	67	55	55	63	59	53	35	28	25	25	14	20
45-49	119	109	91	83	96	81	78	64	55	65	38	31	27	28	31
50-54	171	148	161	118	131	116	104	108	79	97	55	44	53	39	34
55-59	245	196	204	208	195	169	136	139	142	139	76	60	65	66	56
60-64	231	206	214	217	216	147	121	135	146	145	84	85	79	71	71
65-69	193	195	229	227	219	114	125	126	142	135	79	70	103	85	84
70-74	266	203	143	159	176	140	115	78	86	89	126	88	65	73	87
75-79	369	401	389	342	291	182	198	186	148	138	187	203	203	194	153
80-84	202	208	216	274	310	92	80	84	104	117	110	128	132	170	193
85+	229	236	234	242	248	53	51	62	59	68	176	185	172	183	180
not specified	0	0	0	0	0	0	0	0	0	0	0	0	0	0	0

Continuation

	Number of deaths per 1000 people														
	total					male					female				
	2014	2015	2016	2017	2018	2014	2015	2016	2017	2018	2014	2015	2016	2017	2018
Total population															
Total	9.98	9.70	9.65	9.63	9.76	11.28	11.02	10.76	10.55	11.08	8.83	8.53	8.66	8.80	8.57
0	8.35	6.95	7.99	7.67	5.55	8.48	7.50	8.71	8.89	6.09	8.22	6.37	7.21	6.35	4.99
1-4	0.40	0.53	0.28	0.56	0.40	0.43	0.69	0.34	0.66	0.47	0.37	0.37	0.20	0.45	0.33
5-9	0.19	0.18	0.19	0.29	0.17	0.18	0.24	0.27	0.29	0.29	0.19	0.11	0.11	0.28	0.03
10-14	0.28	0.30	0.26	0.40	0.33	0.32	0.44	0.26	0.41	0.36	0.24	0.14	0.27	0.39	0.29
15-19	0.67	0.49	0.69	0.65	0.50	1.00	0.55	0.91	0.84	0.68	0.32	0.43	0.45	0.46	0.31
20-24	1.14	1.00	0.91	0.77	0.81	1.69	1.64	1.44	1.15	1.23	0.58	0.33	0.35	0.38	0.36
25-29	2.06	1.92	1.56	1.41	1.35	3.02	2.61	2.52	2.17	2.04	1.12	1.24	0.61	0.64	0.64
30-34	3.30	3.12	2.55	2.44	2.33	4.85	4.84	3.86	3.59	3.77	1.82	1.46	1.27	1.30	0.91
35-39	4.65	3.66	4.18	3.92	3.92	6.85	5.24	6.56	5.64	6.19	2.62	2.19	1.96	2.31	1.77
40-44	5.16	5.34	4.82	4.28	4.26	7.32	8.47	7.29	6.21	6.31	3.20	2.50	2.59	2.54	2.40
45-49	6.74	6.26	6.10	5.51	6.30	9.57	9.35	9.00	8.32	9.02	4.29	3.56	3.55	3.01	3.89
50-54	9.99	8.67	8.84	7.67	8.76	14.83	13.48	12.92	11.14	13.05	5.94	4.66	5.42	4.77	5.14
55-59	15.12	13.92	12.65	12.28	12.39	23.08	20.91	18.83	18.27	18.93	8.80	8.34	7.71	7.48	7.12
60-64	19.91	19.15	20.16	18.52	18.26	30.83	28.70	30.28	28.48	27.67	12.40	12.43	12.89	11.25	11.34
65-69	27.43	27.32	28.93	28.01	28.61	41.93	43.21	44.21	46.01	46.87	18.65	17.79	19.78	17.20	17.57
70-74	47.06	43.39	37.02	38.95	38.24	69.79	71.59	54.61	59.57	57.14	35.64	29.26	28.08	28.17	28.18
75-79	64.50	66.34	65.68	63.51	62.29	90.23	93.74	93.17	89.77	96.96	51.87	53.26	53.01	51.87	47.56
80-84	110.29	97.21	96.40	102.93	99.12	150.26	119.37	123.59	131.29	130.02	94.81	88.55	85.58	91.44	86.57
85+	190.15	203.01	194.67	202.17	199.70	219.44	242.10	218.47	193.76	237.35	183.23	193.19	188.30	204.53	188.85
Urban population															
Total	9.74	9.61	9.62	9.58	9.85	10.94	10.98	10.79	10.55	11.35	8.73	8.44	8.61	8.74	8.56
0	7.69	6.70	7.58	8.29	6.01	7.15	6.98	7.59	9.71	6.58	8.27	6.40	7.57	6.73	5.41
1-4	0.29	0.55	0.26	0.49	0.50	0.23	0.61	0.39	0.50	0.51	0.36	0.47	0.12	0.48	0.49
5-9	0.20	0.19	0.13	0.27	0.24	0.17	0.31	0.20	0.33	0.42	0.23	0.05	0.05	0.20	0.05
10-14	0.29	0.14	0.20	0.36	0.40	0.36	0.21	0.13	0.32	0.43	0.23	0.07	0.28	0.40	0.38
15-19	0.49	0.40	0.76	0.54	0.46	0.76	0.43	1.05	0.76	0.61	0.21	0.37	0.47	0.32	0.31

	Number of deaths per 1000 people														
	total					male					female				
	2014	2015	2016	2017	2018	2014	2015	2016	2017	2018	2014	2015	2016	2017	2018
20-24	0.91	0.72	0.89	0.72	0.91	1.26	1.24	1.32	0.95	1.35	0.57	0.21	0.45	0.48	0.46
25-29	1.92	1.59	1.46	1.05	1.19	2.80	2.19	2.48	1.72	1.82	1.08	1.03	0.51	0.41	0.57
30-34	3.09	3.14	2.44	2.12	2.12	4.69	4.97	3.77	3.28	3.72	1.63	1.45	1.20	1.04	0.61
35-39	4.56	3.65	4.28	3.88	3.79	6.64	5.22	7.04	5.85	5.91	2.72	2.25	1.83	2.14	1.89
40-44	5.04	5.15	4.52	4.21	4.48	7.47	8.67	7.14	5.89	7.04	2.98	2.18	2.30	2.77	2.27
45-49	6.26	5.79	6.03	5.39	6.14	9.03	8.82	9.14	8.70	9.14	4.01	3.31	3.46	2.66	3.68
50-54	9.87	8.49	8.23	7.62	8.66	15.14	13.66	12.40	11.40	12.85	5.73	4.40	4.96	4.64	5.32
55-59	14.02	14.07	12.17	11.62	12.19	21.98	21.62	18.57	17.69	18.94	8.12	8.45	7.41	7.09	7.11
60-64	18.58	18.77	20.16	18.07	18.13	29.91	30.06	31.63	28.59	28.26	11.35	11.39	12.53	10.96	11.28
65-69	25.92	27.25	28.77	28.04	29.35	40.73	43.34	46.56	48.06	50.61	17.50	18.17	18.79	16.90	17.49
70-74	45.61	41.51	36.01	37.03	36.48	67.71	69.79	52.58	57.68	57.25	34.99	28.01	27.95	26.73	26.05
75-79	62.46	64.24	64.20	63.13	62.04	87.01	89.28	90.18	91.42	97.98	50.95	52.68	52.60	50.99	47.27
80-84	111.33	94.16	97.26	102.16	96.80	143.75	112.16	123.49	131.05	130.70	99.20	87.36	87.07	90.77	83.54
85+	191.15	209.31	199.43	208.25	205.01	217.25	260.61	219.44	191.30	242.22	185.01	196.61	194.20	212.94	194.35
Rural population															
Total	10.54	9.91	9.74	9.75	9.54	12.01	11.10	10.70	10.53	10.48	9.08	8.73	8.78	8.97	8.59
0	9.82	7.51	8.92	6.24	4.48	11.43	8.73	11.37	6.95	4.95	8.12	6.28	6.39	5.51	4.00
1-4	0.64	0.51	0.32	0.71	0.19	0.86	0.85	0.25	1.00	0.38	0.40	0.13	0.40	0.40	0.00
5-9	0.17	0.17	0.33	0.32	0.00	0.21	0.11	0.42	0.21	0.00	0.12	0.23	0.23	0.44	0.00
10-14	0.26	0.57	0.37	0.49	0.18	0.25	0.86	0.48	0.58	0.23	0.27	0.26	0.26	0.38	0.12
15-19	0.97	0.65	0.55	0.85	0.56	1.41	0.76	0.67	0.97	0.82	0.50	0.54	0.42	0.73	0.29
20-24	1.67	1.62	0.96	0.89	0.60	2.59	2.48	1.69	1.54	1.00	0.60	0.62	0.13	0.14	0.14
25-29	2.49	2.93	1.86	2.51	1.83	3.62	3.77	2.61	3.38	2.60	1.23	1.95	0.96	1.44	0.88
30-34	3.87	3.06	2.87	3.35	2.97	5.24	4.51	4.12	4.43	3.91	2.38	1.47	1.48	2.15	1.90
35-39	4.89	3.67	3.92	4.03	4.27	7.33	5.27	5.42	5.16	6.85	2.36	2.01	2.33	2.81	1.42
40-44	5.47	5.82	5.58	4.48	3.71	6.99	8.02	7.64	6.96	4.62	3.83	3.44	3.41	1.91	2.76
45-49	7.91	7.42	6.29	5.80	6.73	10.75	10.55	8.67	7.45	8.76	5.06	4.25	3.81	4.04	4.53
50-54	10.25	9.13	10.29	7.80	9.02	14.18	13.09	14.04	10.58	13.48	6.47	5.33	6.66	5.10	4.65
55-59	17.56	13.58	13.74	13.85	12.86	25.22	19.49	19.36	19.51	18.92	10.48	8.05	8.48	8.53	7.17
60-64	23.04	20.05	20.15	19.57	18.55	32.71	25.91	27.55	28.26	26.51	15.19	15.17	13.81	11.99	11.50
65-69	31.36	27.49	29.35	27.93	26.70	44.67	42.92	38.97	41.56	38.78	21.93	16.74	22.54	18.04	17.79
70-74	50.58	48.20	39.81	44.48	43.34	74.39	75.73	59.63	64.42	56.87	37.32	32.68	28.46	32.60	34.86
75-79	69.16	71.28	69.25	64.46	62.92	96.91	103.50	99.95	86.00	94.59	54.09	54.68	54.05	54.12	48.33
80-84	107.68	104.58	94.41	104.76	104.85	165.32	135.48	123.80	131.81	128.50	83.36	91.53	82.01	93.07	94.33
85+	187.55	186.19	181.82	186.01	186.19	225.05	194.66	216.03	200.00	225.17	178.59	183.99	172.00	181.91	174.76

Soltustik Kazakhstan

	Number of deaths, people														
	total					male					female				
	2014	2015	2016	2017	2018	2014	2015	2016	2017	2018	2014	2015	2016	2017	2018
Total population															
Total	6948	6722	6744	6640	6564	3664	3535	3487	3500	3435	3284	3187	3257	3140	3129
0	71	64	55	67	78	41	33	33	33	52	30	31	22	34	26
1-4	18	19	11	17	16	9	11	9	9	8	9	8	2	8	8
5-9	11	8	11	11	8	6	4	5	5	6	5	4	6	6	2
10-14	16	15	11	13	6	12	7	6	5	2	4	8	5	8	4
15-19	40	28	22	20	20	30	15	16	15	17	10	13	6	5	3
20-24	65	67	46	49	42	51	47	40	39	35	14	20	6	10	7
25-29	116	110	83	82	74	95	84	65	69	56	21	26	18	13	18
30-34	155	158	143	122	128	121	116	103	94	95	34	42	40	28	33
35-39	199	169	171	185	166	157	133	136	143	124	42	36	35	42	42
40-44	220	219	196	227	211	140	162	144	151	155	80	57	52	76	56
45-49	289	245	243	217	214	225	180	173	146	155	64	65	70	71	59
50-54	436	433	384	361	323	315	306	268	252	226	121	127	116	109	97
55-59	558	539	559	523	551	369	356	374	361	374	189	183	185	162	177

Continuation

	Number of deaths, people														
	total					male					female				
	2014	2015	2016	2017	2018	2014	2015	2016	2017	2018	2014	2015	2016	2017	2018
60-64	647	656	677	673	661	423	437	442	462	427	224	219	235	211	234
65-69	595	584	700	727	783	362	367	408	439	467	233	217	292	288	316
70-74	674	566	468	472	492	335	292	247	264	246	339	274	221	208	246
75-79	1139	1161	1139	992	907	511	516	507	436	385	628	645	632	556	522
80-84	782	725	809	852	914	275	263	290	330	372	507	462	519	522	542
85+	917	956	1016	1030	970	187	206	221	247	233	730	750	795	783	737
not specified	0	0	0	0	0	0	0	0	0	0	0	0	0	0	0
Urban population															
Total	2945	2965	2960	2925	2924	1507	1507	1490	1519	1467	1438	1458	1470	1406	1457
0	31	30	21	32	37	17	16	10	12	23	14	14	11	20	14
1-4	4	8	4	8	6	1	5	4	5	4	3	3		3	2
5-9	4	4	5	5	3	2	1	2	3	2	2	3	3	2	1
10-14	4	7	5	5	2	2	3	3	1	1	2	4	2	4	1
15-19	11	9	2	7	7	8	7	2	5	6	3	2		2	1
20-24	18	21	16	12	15	15	14	13	9	13	3	7	3	3	2
25-29	44	42	35	33	23	33	32	24	27	16	11	10	11	6	7
30-34	86	63	79	57	54	68	42	59	45	43	18	21	20	12	11
35-39	94	89	68	80	70	74	69	56	66	52	20	20	12	14	18
40-44	89	101	88	99	94	57	76	67	68	74	32	25	21	31	20
45-49	111	97	102	93	100	92	76	73	57	73	19	21	29	36	27
50-54	162	155	161	145	124	113	105	110	102	87	49	50	51	43	37
55-59	235	250	217	214	231	149	169	142	142	157	86	81	75	72	74
60-64	290	275	287	300	277	196	176	179	207	172	94	99	108	93	105
65-69	247	267	306	343	373	146	171	170	208	234	101	96	136	135	139
70-74	254	234	210	199	203	128	111	115	111	99	126	123	95	88	104
75-79	489	467	494	407	402	215	212	211	190	158	274	255	283	217	244
80-84	320	345	357	367	399	107	118	137	140	143	213	227	220	227	256
85+	452	501	503	519	504	84	104	113	121	110	368	397	390	398	394
not specified	0	0	0	0	0	0	0	0	0	0	0	0	0	0	0
Rural population															
Total	4003	3757	3784	3715	3640	2157	2028	1997	1981	1968	1846	1729	1787	1734	1672
0	40	34	34	35	41	24	17	23	21	29	16	17	11	14	12
1-4	14	11	7	9	10	8	6	5	4	4	6	5	2	5	6
5-9	7	4	6	6	5	4	3	3	2	4	3	1	3	4	1
10-14	12	8	6	8	4	10	4	3	4	1	2	4	3	4	3
15-19	29	19	20	13	13	22	8	14	10	11	7	11	6	3	2
20-24	47	46	30	37	27	36	33	27	30	22	11	13	3	7	5
25-29	72	68	48	49	51	62	52	41	42	40	10	16	7	7	11
30-34	69	95	64	65	74	53	74	44	49	52	16	21	20	16	22
35-39	105	80	103	105	96	83	64	80	77	72	22	16	23	28	24
40-44	131	118	108	128	117	83	86	77	83	81	48	32	31	45	36
45-49	178	148	141	124	114	133	104	100	89	82	45	44	41	35	32
50-54	274	278	223	216	199	202	201	158	150	139	72	77	65	66	60
55-59	323	289	342	309	320	220	187	232	219	217	103	102	110	90	103
60-64	357	381	390	373	384	227	261	263	255	255	130	120	127	118	129
65-69	348	317	394	384	410	216	196	238	231	233	132	121	156	153	177
70-74	420	332	258	273	289	207	181	132	153	147	213	151	126	120	142
75-79	650	694	645	585	505	296	304	296	246	227	354	390	349	339	278
80-84	462	380	452	485	515	168	145	153	190	229	294	235	299	295	286
85+	465	455	513	511	466	103	102	108	126	123	362	353	405	385	343
not specified	0	0	0	0	0	0	0	0	0	0	0	0	0	0	0

Continuation

	Number of deaths per 1000 people														
	total					male					female				
	2014	2015	2016	2017	2018	2014	2015	2016	2017	2018	2014	2015	2016	2017	2018
Total population															
Total	12.11	11.78	11.91	11.84	11.79	13.40	12.99	12.90	13.06	12.91	10.93	10.67	11.00	10.72	10.77
0	8.62	7.85	7.11	9.01	10.81	9.71	7.77	8.30	8.76	14.01	7.48	7.92	5.86	9.27	7.41
1-4	0.53	0.57	0.33	0.53	0.51	0.52	0.64	0.53	0.54	0.50	0.55	0.49	0.13	0.51	0.53
5-9	0.28	0.20	0.27	0.27	0.19	0.30	0.20	0.24	0.24	0.28	0.26	0.21	0.30	0.30	0.10
10-14	0.46	0.43	0.31	0.36	0.17	0.67	0.39	0.33	0.27	0.11	0.24	0.48	0.29	0.46	0.23
15-19	1.11	0.82	0.66	0.62	0.62	1.61	0.85	0.93	0.90	1.02	0.57	0.78	0.37	0.32	0.19
20-24	1.61	1.68	1.20	1.35	1.22	2.38	2.25	1.99	2.05	1.94	0.73	1.06	0.33	0.58	0.43
25-29	2.64	2.60	2.06	2.12	1.99	4.14	3.77	3.03	3.35	2.81	1.00	1.30	0.96	0.72	1.04
30-34	3.67	3.74	3.40	2.92	3.10	5.73	5.48	4.82	4.39	4.43	1.61	2.00	1.93	1.38	1.66
35-39	4.94	4.23	4.31	4.69	4.23	7.98	6.79	6.94	7.33	6.37	2.04	1.77	1.75	2.11	2.12
40-44	5.73	5.71	5.13	5.99	5.59	7.57	8.84	7.87	8.27	8.50	4.02	2.86	2.62	3.87	2.87
45-49	7.50	6.54	6.60	5.96	5.93	12.09	10.01	9.76	8.33	8.93	3.21	3.35	3.67	3.77	3.15
50-54	9.61	9.93	9.28	9.22	8.65	14.87	14.97	13.78	13.63	12.73	5.00	5.49	5.29	5.27	4.96
55-59	13.75	12.92	13.06	12.16	12.97	20.23	19.02	19.32	18.51	19.39	8.46	7.97	7.89	6.89	7.63
60-64	20.52	20.09	20.17	19.62	18.64	31.55	31.03	30.56	31.23	27.84	12.36	11.75	12.30	10.81	11.63
65-69	32.68	27.68	30.01	29.07	29.84	51.30	44.51	45.09	44.87	45.21	20.90	16.76	20.45	18.92	19.86
70-74	44.88	46.75	43.79	42.29	38.73	66.59	70.82	67.05	67.34	54.34	33.95	34.21	31.56	28.73	30.09
75-79	69.71	67.24	66.27	62.76	67.05	97.10	91.28	95.30	91.13	96.92	56.70	54.53	53.26	50.44	54.63
80-84	118.57	109.25	111.91	102.46	95.45	147.97	133.47	144.39	141.21	137.70	107.04	96.70	99.42	87.31	78.85
85+	196.53	197.15	206.25	213.29	206.56	213.96	192.52	214.67	236.14	226.32	192.51	192.93	204.03	206.98	201.01
Urban population															
Total	12.16	12.05	11.88	11.65	11.59	13.75	13.51	13.18	13.33	12.79	10.84	10.83	10.80	10.26	10.59
0	8.00	7.73	5.55	8.92	10.38	8.33	7.92	5.14	6.69	12.55	7.61	7.54	6.00	11.20	8.09
1-4	0.27	0.53	0.26	0.52	0.40	0.13	0.63	0.50	0.63	0.52	0.42	0.41	0.00	0.41	0.27
5-9	0.28	0.26	0.30	0.28	0.16	0.27	0.12	0.23	0.33	0.21	0.29	0.40	0.37	0.23	0.11
10-14	0.36	0.60	0.41	0.39	0.15	0.34	0.50	0.48	0.15	0.14	0.37	0.70	0.34	0.66	0.16
15-19	0.99	0.79	0.17	0.60	0.60	1.41	1.22	0.34	0.86	1.01	0.55	0.36	0.00	0.35	0.18
20-24	0.94	1.17	0.95	0.75	0.97	1.59	1.59	1.57	1.15	1.74	0.31	0.77	0.35	0.37	0.25
25-29	1.88	1.74	1.44	1.39	1.02	2.91	2.75	2.05	2.37	1.47	0.91	0.80	0.87	0.48	0.60
30-34	4.29	3.04	3.73	2.63	2.40	6.98	4.18	5.72	4.23	3.91	1.75	1.97	1.84	1.09	0.96
35-39	5.34	4.95	3.73	4.31	3.69	8.88	7.99	6.35	7.35	5.64	2.15	2.14	1.28	1.46	1.85
40-44	5.79	6.44	5.50	6.08	5.65	8.14	10.66	9.19	9.06	9.57	3.83	2.92	2.41	3.53	2.24
45-49	7.47	6.63	7.01	6.37	6.78	13.83	11.57	11.12	8.61	10.91	2.32	2.60	3.63	4.51	3.35
50-54	9.16	9.13	9.97	9.35	8.27	14.90	14.32	15.72	15.09	13.20	4.85	5.18	5.57	4.92	4.40
55-59	14.00	14.55	12.35	12.16	13.31	21.38	23.75	19.48	19.48	21.86	8.76	8.04	7.29	6.98	7.27
60-64	20.53	18.89	19.33	19.93	17.79	35.42	30.62	30.52	34.96	28.05	10.94	11.24	12.02	10.19	11.12
65-69	29.26	27.02	27.77	28.80	29.77	48.49	48.98	43.42	48.59	51.78	18.60	15.03	19.14	17.69	17.35
70-74	38.93	44.57	44.59	38.68	33.21	63.40	66.59	75.26	66.19	49.20	27.97	34.32	29.86	25.37	25.36
75-79	66.96	59.60	62.85	55.76	63.64	98.99	94.54	95.60	94.62	93.55	53.40	45.60	50.06	41.01	52.73
80-84	106.56	112.95	107.16	95.08	88.20	137.00	146.49	157.83	139.93	121.96	95.86	100.93	89.30	79.38	76.38
85+	195.50	210.42	209.67	222.75	225.25	202.90	234.23	249.72	272.52	252.87	193.89	204.96	200.36	211.03	218.59
Rural population															
Total	12.07	11.57	11.92	11.98	11.96	13.17	12.63	12.69	12.87	13.00	11.00	10.54	11.17	11.10	10.93
0	8.00	7.73	5.55	8.92	10.38	8.33	7.92	5.14	6.69	12.55	7.61	7.54	6.00	11.20	8.09
1-4	0.74	0.60	0.40	0.53	0.61	0.83	0.64	0.55	0.46	0.48	0.65	0.56	0.23	0.61	0.76
5-9	0.28	0.16	0.25	0.26	0.22	0.32	0.24	0.25	0.17	0.34	0.25	0.08	0.26	0.35	0.09
10-14	0.52	0.35	0.26	0.35	0.17	0.83	0.33	0.25	0.34	0.08	0.18	0.36	0.27	0.36	0.27
15-19	1.16	0.83	0.93	0.62	0.63	1.70	0.67	1.24	0.92	1.02	0.58	1.00	0.59	0.30	0.20
20-24	2.20	2.10	1.40	1.83	1.42	3.00	2.72	2.29	2.69	2.08	1.18	1.32	0.31	0.77	0.59
25-29	3.50	3.77	3.02	3.30	3.47	5.33	4.87	4.18	4.54	4.42	1.12	2.17	1.14	1.25	1.94
30-34	3.11	4.41	3.06	3.24	3.94	4.66	6.61	3.99	4.54	4.98	1.48	2.03	2.02	1.73	2.63
35-39	4.64	3.64	4.81	5.03	4.72	7.32	5.80	7.43	7.32	7.02	1.95	1.46	2.16	2.70	2.38
40-44	5.69	5.21	4.87	5.93	5.55	7.22	7.64	7.00	7.72	7.71	4.17	2.81	2.78	4.15	3.40
45-49	7.52	6.49	6.33	5.69	5.35	11.12	9.05	8.96	8.16	7.68	3.85	3.89	3.69	3.22	3.00
50-54	9.90	10.44	8.84	9.13	8.92	14.86	15.28	12.68	12.79	12.45	5.11	5.72	5.10	5.53	5.38

Continuation

	Number of deaths per 1000 people														
	total					male					female				
	2014	2015	2016	2017	2018	2014	2015	2016	2017	2018	2014	2015	2016	2017	2018
55-59	13.58	11.79	13.56	12.17	12.73	19.51	16.08	19.22	17.94	17.93	8.23	7.91	8.36	6.83	7.90
60-64	20.51	21.06	20.84	19.37	19.31	28.83	31.59	30.58	28.74	27.70	13.64	12.20	12.55	11.36	12.07
65-69	35.64	28.25	32.02	29.32	29.90	53.39	42.06	46.36	41.98	40.10	23.08	18.44	21.75	20.15	22.40
70-74	49.46	48.42	43.17	45.39	43.86	68.74	74.47	61.22	68.20	58.45	38.87	34.12	32.98	31.82	34.85
75-79	71.94	73.59	69.16	68.77	70.03	95.78	95.15	95.09	88.60	99.41	59.55	62.54	56.17	59.16	56.42
80-84	128.62	106.10	115.97	108.85	101.95	155.92	137.70	134.15	142.16	149.77	116.92	92.94	108.45	94.58	81.19
85+	197.54	184.36	203.01	204.48	189.55	223.91	197.10	187.18	209.30	206.90	191.13	180.98	207.69	202.95	184.01

Turkistan*

	Number of deaths, people														
	total					male					female				
	2014	2015	2016	2017	2018	2014	2015	2016	2017	2018	2014	2015	2016	2017	2018
Total population															
Total	14932	14837	14662	10137	9927	8511	8393	8215	5722	5698	6421	6444	6447	4415	4229
0	938	913	813	528	468	548	528	481	313	280	390	385	332	215	188
1-4	292	286	256	161	165	156	157	159	103	110	136	129	97	58	55
5-9	119	119	114	92	91	70	77	72	48	56	49	42	42	44	35
10-14	77	106	82	66	72	48	68	54	43	46	29	38	28	23	26
15-19	171	145	150	107	116	100	88	87	65	77	71	57	63	42	39
20-24	263	241	234	168	137	195	163	165	117	101	68	78	69	51	36
25-29	308	264	255	176	184	215	197	165	123	134	93	67	90	53	50
30-34	361	348	315	210	210	282	248	226	145	160	79	100	89	65	50
35-39	464	427	429	279	208	331	307	294	191	136	133	120	135	88	72
40-44	567	549	493	360	279	412	405	364	270	196	155	144	129	90	83
45-49	745	747	682	424	447	538	528	487	282	303	207	219	195	142	144
50-54	1031	1023	906	611	635	729	707	621	394	425	302	316	285	217	210
55-59	1145	1169	1191	855	924	774	756	793	544	627	371	413	398	311	297
60-64	1343	1308	1295	928	935	856	847	829	604	599	487	461	466	324	336
65-69	1169	1307	1573	1074	1078	707	759	914	630	663	462	548	659	444	415
70-74	1470	1267	1144	758	816	773	687	599	427	455	697	580	545	331	361
75-79	1830	1923	1955	1406	1205	887	949	940	692	542	943	974	1015	714	663
80-84	1135	1091	1169	899	960	426	435	491	377	459	709	656	678	522	501
85+	1504	1598	1604	1035	997	464	481	472	354	329	1040	1117	1132	681	668
not specified	0	6	2	0	0	0	6	2	0	0	0	0	0	0	0
Urban population															
Total	7046	7029	7064	2460	2472	3959	3951	3918	1396	1452	3087	3078	3146	1064	1020
0	480	434	351	136	118	282	249	211	77	74	198	185	140	59	44
1-4	106	105	90	33	33	62	59	51	18	21	44	46	39	15	12
5-9	46	52	58	18	18	28	38	36	7	10	18	14	22	11	8
10-14	29	37	29	7	15	18	24	19	4	10	11	13	10	3	5
15-19	62	53	60	23	24	42	33	35	13	17	20	20	25	10	7
20-24	113	111	85	25	32	86	78	55	19	26	27	33	30	6	6
25-29	150	125	119	41	53	101	95	83	30	36	49	30	36	11	17
30-34	173	165	149	55	49	133	114	103	37	30	40	51	46	18	19
35-39	220	197	224	71	45	149	136	146	41	29	71	61	78	30	16
40-44	316	259	260	104	75	217	191	186	78	54	99	68	74	26	21
45-49	375	377	353	110	138	260	256	263	72	99	115	121	90	38	39
50-54	509	505	452	172	169	358	342	301	113	114	151	163	151	59	55
55-59	533	605	590	221	227	350	396	388	145	163	183	209	202	76	64
60-64	662	628	638	217	250	439	421	419	136	175	223	207	219	81	75
65-69	507	627	769	283	260	314	360	450	184	160	193	267	319	99	100
70-74	628	556	510	193	205	330	306	272	119	113	298	250	238	74	92
75-79	874	893	921	305	287	402	416	426	143	121	472	477	495	162	166
80-84	596	544	580	208	251	211	220	245	81	116	385	324	335	127	135

Continuation

	Number of deaths, people														
	total					male					female				
	2014	2015	2016	2017	2018	2014	2015	2016	2017	2018	2014	2015	2016	2017	2018
85+	667	754	826	238	223	177	215	229	79	84	490	539	597	159	139
not specified	0	2	0	0	0	0	2	0	0	0	0	0	0	0	0
Rural population															
Total	7886	7808	7598	7677	7455	4552	4442	4297	4326	4246	3334	3366	3301	3351	3209
0	458	479	462	392	350	266	279	270	236	206	192	200	192	156	144
1-4	186	181	166	128	132	94	98	108	85	89	92	83	58	43	43
5-9	73	67	56	74	73	42	39	36	41	46	31	28	20	33	27
10-14	48	69	53	59	57	30	44	35	39	36	18	25	18	20	21
15-19	109	92	90	84	92	58	55	52	52	60	51	37	38	32	32
20-24	150	130	149	143	105	109	85	110	98	75	41	45	39	45	30
25-29	158	139	136	135	131	114	102	82	93	98	44	37	54	42	33
30-34	188	183	166	155	161	149	134	123	108	130	39	49	43	47	31
35-39	244	230	205	208	163	182	171	148	150	107	62	59	57	58	56
40-44	251	290	233	256	204	195	214	178	192	142	56	76	55	64	62
45-49	370	370	329	314	309	278	272	224	210	204	92	98	105	104	105
50-54	522	518	454	439	466	371	365	320	281	311	151	153	134	158	155
55-59	612	564	601	634	697	424	360	405	399	464	188	204	196	235	233
60-64	681	680	657	711	685	417	426	410	468	424	264	254	247	243	261
65-69	662	680	804	791	818	393	399	464	446	503	269	281	340	345	315
70-74	842	711	634	565	611	443	381	327	308	342	399	330	307	257	269
75-79	956	1030	1034	1101	918	485	533	514	549	421	471	497	520	552	497
80-84	539	547	589	691	709	215	215	246	296	343	324	332	343	395	366
85+	837	844	778	797	774	287	266	243	275	245	550	578	535	522	529
not specified	0	4	2	0	0	0	4	2	0	0	0	0	0	0	0

Continuation

	Number of deaths per 1000 people														
	total					male					female				
	2014	2015	2016	2017	2018	2014	2015	2016	2017	2018	2014	2015	2016	2017	2018
Total population															
Total	5.41	5.27	5.13	5.14	5.01	6.21	6.00	5.78	5.74	5.68	4.62	4.55	4.48	4.53	4.33
0	11.49	11.17	9.98	9.83	8.67	13.04	12.56	11.42	11.31	10.07	9.85	9.70	8.43	8.25	7.19
1-4	0.95	0.92	0.81	0.73	0.75	0.99	0.98	0.98	0.91	0.98	0.91	0.85	0.63	0.54	0.52
5-9	0.37	0.35	0.32	0.36	0.35	0.43	0.45	0.40	0.36	0.42	0.32	0.26	0.24	0.35	0.28
10-14	0.31	0.41	0.31	0.33	0.34	0.38	0.52	0.40	0.42	0.43	0.24	0.30	0.22	0.24	0.25
15-19	0.71	0.62	0.66	0.64	0.72	0.81	0.74	0.75	0.76	0.92	0.60	0.50	0.57	0.52	0.49
20-24	1.06	0.97	0.97	1.05	0.91	1.53	1.28	1.32	1.37	1.25	0.56	0.65	0.59	0.68	0.52
25-29	1.32	1.11	1.07	1.23	1.30	1.85	1.66	1.39	1.61	1.76	0.79	0.56	0.76	0.79	0.76
30-34	1.89	1.77	1.54	1.56	1.53	2.99	2.55	2.24	2.11	2.28	0.82	1.00	0.86	0.98	0.75
35-39	2.72	2.47	2.46	2.42	1.79	3.91	3.58	3.41	3.29	2.33	1.54	1.38	1.54	1.54	1.25
40-44	3.59	3.44	3.06	3.34	2.58	5.26	5.13	4.58	4.96	3.59	1.95	1.79	1.58	1.69	1.56
45-49	5.19	5.16	4.66	4.27	4.46	7.65	7.42	6.74	5.63	6.00	2.83	2.98	2.63	2.89	2.89
50-54	7.64	7.47	6.59	6.66	6.95	11.28	10.77	9.41	8.72	9.40	4.29	4.43	3.99	4.66	4.55
55-59	11.55	11.02	10.53	10.78	11.22	16.86	15.36	15.06	14.41	15.92	6.97	7.26	6.59	7.48	6.92
60-64	18.89	17.72	16.79	17.08	16.36	27.40	25.93	24.14	24.39	22.87	12.22	11.20	10.89	10.95	10.85
65-69	28.71	27.58	29.82	28.83	27.39	41.66	38.65	41.90	39.74	39.42	19.46	19.75	21.31	20.74	18.41
70-74	45.84	44.43	42.88	41.49	41.77	60.82	60.97	56.86	57.66	57.45	36.00	33.63	33.76	30.47	31.08
75-79	74.16	71.60	70.37	76.28	67.87	95.24	93.96	90.56	96.91	80.30	61.39	58.13	58.33	63.24	60.25
80-84	120.55	116.96	111.74	114.12	107.93	136.89	139.51	139.21	131.73	142.83	112.48	105.64	97.77	104.07	88.19
85+	202.55	213.15	215.22	230.64	223.64	205.40	212.22	209.96	241.64	224.19	201.30	213.56	217.48	225.31	223.37
Urban population															
Total	6.08	5.57	5.48	6.32	6.35	7.05	6.44	6.24	7.14	7.41	5.17	4.75	4.75	5.49	5.28
0	13.28	11.49	9.08	10.15	8.4	15.09	12.75	10.54	11.15	10.29	11.33	10.14	7.51	9.08	6.40
1-4	0.82	0.75	0.63	0.65	0.65	0.94	0.82	0.69	0.68	0.81	0.70	0.67	0.56	0.61	0.49
5-9	0.36	0.36	0.37	0.32	0.32	0.43	0.51	0.45	0.24	0.34	0.29	0.20	0.29	0.41	0.29

Continuation

	Number of deaths per 1000 people														
	total					male					female				
	2014	2015	2016	2017	2018	2014	2015	2016	2017	2018	2014	2015	2016	2017	2018
10-14	0.31	0.35	0.26	0.18	0.37	0.38	0.45	0.33	0.20	0.48	0.24	0.25	0.19	0.16	0.26
15-19	0.69	0.57	0.66	0.75	0.80	0.91	0.69	0.75	0.81	1.08	0.46	0.44	0.56	0.67	0.49
20-24	1.06	1.02	0.83	0.97	1.32	1.64	1.43	1.05	1.32	1.91	0.50	0.61	0.60	0.53	0.56
25-29	1.45	1.10	1.02	1.69	2.25	2.06	1.75	1.50	2.27	2.75	0.90	0.50	0.59	1.00	1.62
30-34	2.11	1.82	1.58	2.46	2.21	3.39	2.63	2.29	3.27	2.62	0.93	1.08	0.93	1.64	1.78
35-39	2.98	2.47	2.78	3.33	2.18	4.25	3.58	3.79	3.97	2.89	1.83	1.46	1.85	2.73	1.52
40-44	4.57	3.48	3.46	4.86	3.60	6.60	5.39	5.22	7.54	5.32	2.73	1.74	1.87	2.36	1.96
45-49	5.89	5.53	5.11	5.32	6.75	8.73	7.96	8.03	7.15	9.97	3.40	3.37	2.48	3.58	3.70
50-54	8.38	7.75	6.94	8.79	8.75	12.72	11.32	9.97	12.35	12.63	4.63	4.67	4.32	5.66	5.34
55-59	11.98	12.02	10.97	12.89	12.82	17.47	17.40	15.92	18.35	19.90	7.49	7.58	6.87	8.23	6.73
60-64	21.01	18.11	17.50	18.61	20.53	32.89	28.33	26.71	26.66	32.80	12.28	10.44	10.54	12.34	10.96
65-69	27.98	28.02	30.86	36.81	32.22	43.42	40.57	45.57	59.43	49.42	17.73	19.77	21.21	21.56	20.70
70-74	47.59	44.74	43.43	55.46	53.99	67.20	65.47	61.26	85.73	75.48	35.97	32.24	32.59	35.37	40.00
75-79	78.60	71.45	71.77	93.86	97.82	107.19	97.84	98.01	129.53	123.03	64.06	57.85	58.33	75.51	85.11
80-84	136.28	117.44	113.17	138.71	151.80	155.32	152.30	157.40	176.28	240.17	127.69	101.65	93.88	122.12	115.34
85+	218.40	228.52	253.14	525.97	522.25	218.38	243.63	258.90	516.34	617.65	218.41	223.00	251.00	530.88	477.66
Rural population															
Total	4.92	5.03	4.84	4.85	4.68	5.62	5.66	5.41	5.40	5.26	4.21	4.39	4.26	4.29	4.09
0	10.13	10.89	10.78	9.71	8.77	11.47	12.39	12.23	11.34	10.00	8.71	9.31	9.23	7.97	7.46
1-4	1.04	1.05	0.97	0.75	0.78	1.02	1.11	1.23	0.97	1.03	0.99	0.70	0.52	0.52	0.52
5-9	0.38	0.35	0.28	0.36	0.36	0.43	0.40	0.35	0.39	0.44	0.30	0.21	0.33	0.33	0.27
10-14	0.31	0.46	0.34	0.37	0.34	0.38	0.57	0.44	0.48	0.41	0.34	0.24	0.25	0.25	0.25
15-19	0.72	0.66	0.66	0.62	0.70	0.75	0.77	0.75	0.75	0.89	0.54	0.57	0.48	0.48	0.50
20-24	1.06	0.94	1.08	1.06	0.83	1.45	1.16	1.51	1.38	1.11	0.69	0.59	0.71	0.71	0.51
25-29	1.21	1.13	1.12	1.14	1.11	1.70	1.59	1.29	1.48	1.55	0.63	0.94	0.75	0.75	0.60
30-34	1.73	1.72	1.51	1.38	1.40	2.70	2.48	2.21	1.89	2.22	0.94	0.80	0.85	0.85	0.55
35-39	2.51	2.47	2.19	2.22	1.71	3.66	3.58	3.10	3.14	2.22	1.30	1.25	1.26	1.26	1.19
40-44	2.83	3.41	2.71	2.96	2.34	4.29	4.91	4.07	4.35	3.19	1.83	1.31	1.51	1.51	1.45
45-49	4.63	4.84	4.25	3.99	3.87	6.86	6.98	5.66	5.24	5.03	2.61	2.77	2.69	2.69	2.68
50-54	7.03	7.20	6.28	6.08	6.47	10.17	10.31	8.94	7.80	8.60	4.19	3.68	4.37	4.37	4.33
55-59	11.20	10.12	10.13	10.19	10.79	16.39	13.61	14.32	13.37	14.88	6.97	6.32	7.26	7.26	6.97
60-64	17.20	17.37	16.15	16.66	15.23	23.30	23.92	21.99	23.80	20.33	11.90	11.21	10.56	10.56	10.82
65-69	29.30	27.19	28.89	26.75	26.15	40.35	37.07	38.86	34.96	37.04	19.72	21.40	20.52	20.52	17.79
70-74	44.61	44.20	42.45	38.20	38.82	56.80	57.79	53.66	51.18	53.24	34.76	34.73	29.28	29.30	28.88
75-79	70.52	71.73	69.17	72.52	61.94	87.18	91.14	85.19	90.92	73.00	58.40	58.32	60.38	60.37	54.90
80-84	106.90	116.48	110.37	108.33	97.91	122.61	128.47	124.84	123.26	125.66	109.84	101.90	99.20	99.32	81.13
85+	191.47	201.07	185.68	197.52	192.01	198.14	192.20	178.22	209.60	184.00	205.44	189.28	192.37	191.70	195.96

* Hereinafter data for 2014-2016 for the Ontustik Kazakhstan.

Shygys-Kazakhstan

	Number of deaths, people														
	total					male					female				
	2014	2015	2016	2017	2018	2014	2015	2016	2017	2018	2014	2015	2016	2017	2018
Total population															
Total	14580	14612	14371	14031	14209	7758	7761	7780	7397	7576	6822	6851	6591	6634	6633
0	264	225	218	162	175	143	130	121	92	96	121	95	97	70	79
1-4	50	54	48	41	33	27	26	32	24	15	23	28	16	17	18
5-9	29	32	30	34	37	21	15	16	21	25	8	17	14	13	12
10-14	19	26	31	20	20	14	13	20	11	13	5	13	11	9	7
15-19	70	76	61	38	51	50	54	48	30	34	20	22	13	8	17
20-24	134	141	95	101	82	99	109	76	82	59	35	32	19	19	23
25-29	256	225	216	183	209	198	176	173	135	163	58	49	43	48	46
30-34	337	366	312	296	283	259	277	232	227	226	78	89	80	69	57
35-39	429	446	410	397	383	315	335	306	286	280	114	111	104	111	103
40-44	474	521	495	504	485	338	370	350	373	344	136	151	145	131	141

	Number of deaths, people														
	total					male					female				
	2014	2015	2016	2017	2018	2014	2015	2016	2017	2018	2014	2015	2016	2017	2018
45-49	588	548	540	589	593	404	378	375	424	403	184	170	165	165	190
50-54	948	876	829	738	759	665	603	600	509	550	283	273	229	229	209
55-59	1298	1253	1183	1169	1208	873	837	808	786	838	425	416	375	383	370
60-64	1377	1459	1422	1349	1440	903	925	948	892	980	474	534	474	457	460
65-69	1234	1405	1545	1579	1543	732	842	956	950	955	502	563	589	629	588
70-74	1372	1121	1017	1025	1089	717	596	564	564	610	655	525	453	461	479
75-79	2077	2250	2207	2061	1840	947	1001	1035	931	807	1130	1249	1172	1130	1033
80-84	1533	1454	1518	1657	1877	566	544	571	576	671	967	910	947	1081	1206
85+	2067	2114	2181	2085	2098	469	513	540	481	503	1598	1601	1641	1604	1595
not specified	24	20	13	3	4	18	17	9	3	4	6	3	4	0	0
Urban population															
Total	8803	8803	8730	8483	8634	4545	4630	4634	4381	4511	4258	4173	4096	4102	4123
0	169	149	132	86	110	93	83	75	51	65	76	66	57	35	45
1-4	23	22	23	26	14	13	9	17	17	5	10	13	6	9	9
5-9	15	19	16	22	23	11	8	9	14	13	4	11	7	8	10
10-14	6	12	12	9	8	3	7	8	6	3	3	5	4	3	5
15-19	34	40	25	17	25	25	31	15	14	16	9	9	10	3	9
20-24	65	69	39	51	38	47	51	33	42	29	18	18	6	9	9
25-29	157	119	112	109	116	114	94	94	80	90	43	25	18	29	26
30-34	215	224	183	176	171	168	168	134	128	131	47	56	49	48	40
35-39	256	278	266	238	245	189	208	204	164	181	67	70	62	74	64
40-44	269	315	304	310	303	190	226	216	222	207	79	89	88	88	96
45-49	350	308	334	359	349	248	210	220	257	234	102	98	114	102	115
50-54	550	498	514	433	436	378	343	358	293	307	172	155	156	140	129
55-59	784	764	725	672	714	529	497	489	449	481	255	267	236	223	233
60-64	821	874	879	829	895	524	562	588	563	608	297	312	291	266	287
65-69	754	833	965	980	955	434	501	592	586	600	320	332	373	394	355
70-74	795	677	594	627	673	395	370	332	339	379	400	307	262	288	294
75-79	1235	1360	1341	1217	1112	548	608	616	549	466	687	752	725	668	646
80-84	956	850	858	993	1138	334	304	303	334	399	622	546	555	659	739
85+	1326	1376	1400	1326	1308	285	336	325	270	296	1041	1040	1075	1056	1012
not specified	23	16	8	3	1	17	14	6	3	1	6	2	2	0	0
Rural population															
Total	5777	5809	5641	5548	5575	3213	3131	3146	3016	3065	2564	2678	2495	2532	2510
0	95	76	86	76	65	50	47	46	41	31	45	29	40	35	34
1-4	27	32	25	15	19	14	17	15	7	10	13	15	10	8	9
5-9	14	13	14	12	14	10	7	7	7	12	4	6	7	5	2
10-14	13	14	19	11	12	11	6	12	5	10	2	8	7	6	2
15-19	36	36	36	21	26	25	23	33	16	18	11	13	3	5	8
20-24	69	72	56	50	44	52	58	43	40	30	17	14	13	10	14
25-29	99	106	104	74	93	84	82	79	55	73	15	24	25	19	20
30-34	122	142	129	120	112	91	109	98	99	95	31	33	31	21	17
35-39	173	168	144	159	138	126	127	102	122	99	47	41	42	37	39
40-44	205	206	191	194	182	148	144	134	151	137	57	62	57	43	45
45-49	238	240	206	230	244	156	168	155	167	169	82	72	51	63	75
50-54	398	378	315	305	323	287	260	242	216	243	111	118	73	89	80
55-59	514	489	458	497	494	344	340	319	337	357	170	149	139	160	137
60-64	556	585	543	520	545	379	363	360	329	372	177	222	183	191	173
65-69	480	572	580	599	588	298	341	364	364	355	182	231	216	235	233
70-74	577	444	423	398	416	322	226	232	225	231	255	218	191	173	185
75-79	842	890	866	844	728	399	393	419	382	341	443	497	447	462	387

Continuation

	Number of deaths, people														
	total					male					female				
	2014	2015	2016	2017	2018	2014	2015	2016	2017	2018	2014	2015	2016	2017	2018
80-84	577	604	660	664	739	232	240	268	242	272	345	364	392	422	467
85+	741	738	781	759	790	184	177	215	211	207	557	561	566	548	583
not specified	1	4	5	0	3	1	3	3	0	3	0	1	2	0	0

Continuation

	Number of deaths per 1000 people														
	total					male					female				
	2014	2015	2016	2017	2018	2014	2015	2016	2017	2018	2014	2015	2016	2017	2018
Total population															
Total	10.45	10.47	10.32	10.12	10.29	11.69	11.68	11.72	11.19	11.50	9.33	9.37	9.04	9.14	9.18
0	11.18	9.77	9.51	7.28	7.99	11.74	11.02	10.15	8.00	8.44	10.59	8.46	8.81	6.50	7.48
1-4	0.55	0.60	0.53	0.46	0.37	0.58	0.56	0.69	0.52	0.33	0.52	0.63	0.36	0.39	0.42
5-9	0.28	0.30	0.28	0.31	0.34	0.40	0.28	0.29	0.37	0.44	0.16	0.33	0.26	0.24	0.22
10-14	0.24	0.32	0.36	0.22	0.21	0.35	0.31	0.46	0.24	0.27	0.13	0.33	0.27	0.21	0.15
15-19	0.83	0.95	0.80	0.51	0.69	1.15	1.32	1.23	0.79	0.89	0.49	0.57	0.35	0.22	0.47
20-24	1.19	1.34	0.98	1.14	1.00	1.72	2.02	1.52	1.77	1.38	0.64	0.63	0.41	0.45	0.58
25-29	2.11	1.84	1.78	1.57	1.89	3.22	2.84	2.83	2.29	2.90	0.97	0.81	0.72	0.83	0.85
30-34	3.24	3.48	2.92	2.72	2.55	4.95	5.21	4.29	4.10	4.02	1.51	1.71	1.52	1.29	1.04
35-39	4.33	4.50	4.17	4.08	3.95	6.51	6.87	6.31	5.94	5.81	2.25	2.21	2.09	2.26	2.11
40-44	5.03	5.49	5.21	5.33	5.18	7.48	8.14	7.68	8.20	7.61	2.77	3.06	2.93	2.67	2.91
45-49	6.52	6.16	6.10	6.66	6.69	9.55	9.00	8.93	10.11	9.60	3.84	3.62	3.55	3.55	4.08
50-54	9.57	9.10	8.94	8.23	8.74	14.45	13.52	14.01	12.24	13.67	5.33	5.28	4.58	4.76	4.49
55-59	14.67	13.76	12.72	12.49	12.99	22.08	20.43	19.23	18.59	19.90	8.67	8.30	7.35	7.47	7.27
60-64	19.59	20.22	19.28	17.81	18.50	30.63	30.60	30.55	27.80	29.46	11.61	12.71	11.11	10.47	10.32
65-69	29.07	28.67	28.53	27.51	26.01	43.43	43.46	44.65	41.92	40.81	19.61	18.96	18.00	18.11	16.37
70-74	40.62	39.86	40.24	39.26	36.35	59.77	59.29	61.57	59.09	55.64	30.08	29.02	28.10	27.83	25.21
75-79	60.95	61.26	59.15	58.59	59.40	86.00	84.58	86.51	83.19	82.06	48.96	50.16	46.23	47.12	48.86
80-84	105.05	102.75	99.24	93.15	91.20	138.26	138.01	134.96	114.83	114.30	92.09	89.13	85.59	84.63	81.99
85+	198.49	191.35	193.58	186.24	188.36	199.83	198.49	200.71	178.71	185.88	198.11	189.17	191.35	188.62	189.16
Urban population															
Total	10.67	10.58	10.43	10.07	10.19	11.96	12.08	12.00	11.27	11.52	9.57	9.31	9.08	9.05	9.05
0	11.59	10.28	9.02	6.05	7.75	12.50	11.15	9.86	6.95	8.75	10.65	9.35	8.10	5.09	6.63
1-4	0.43	0.40	0.41	0.46	0.25	0.48	0.32	0.59	0.59	0.17	0.38	0.49	0.22	0.33	0.33
5-9	0.27	0.33	0.26	0.35	0.35	0.39	0.27	0.29	0.43	0.39	0.15	0.39	0.24	0.26	0.32
10-14	0.15	0.29	0.27	0.19	0.16	0.15	0.33	0.35	0.25	0.12	0.15	0.25	0.19	0.13	0.20
15-19	0.78	0.96	0.61	0.42	0.61	1.13	1.45	0.72	0.67	0.76	0.42	0.44	0.50	0.15	0.45
20-24	0.88	1.06	0.67	0.97	0.78	1.32	1.59	1.15	1.60	1.17	0.47	0.54	0.21	0.35	0.37
25-29	1.91	1.38	1.28	1.27	1.44	2.87	2.28	2.25	1.95	2.31	1.02	0.56	0.39	0.65	0.62
30-34	3.33	3.38	2.67	2.46	2.27	5.30	5.15	3.98	3.64	3.56	1.42	1.66	1.41	1.32	1.04
35-39	4.32	4.63	4.41	3.93	4.01	6.76	7.26	7.05	5.62	6.11	2.14	2.23	1.98	2.36	2.03
40-44	4.86	5.61	5.38	5.47	5.35	7.41	8.70	8.25	8.44	7.86	2.66	2.95	2.90	2.90	3.17
45-49	6.78	5.98	6.46	6.88	6.61	10.74	9.05	9.38	10.82	9.70	3.57	3.46	4.04	3.59	4.01
50-54	9.69	9.02	9.67	8.38	8.64	15.03	14.06	15.30	12.83	13.81	5.43	5.03	5.24	4.85	4.57
55-59	15.33	14.47	13.37	12.26	13.08	24.29	21.96	20.99	19.16	20.57	8.68	8.84	7.62	7.11	7.46
60-64	19.89	20.62	20.25	18.55	19.36	32.17	33.67	34.24	31.57	32.68	11.87	12.11	11.10	9.90	10.39
65-69	29.14	27.84	29.28	28.11	26.47	44.54	44.80	48.25	45.53	45.30	19.82	17.67	18.04	17.92	15.54
70-74	40.09	40.97	39.42	39.25	35.93	59.28	66.57	64.47	61.14	58.58	30.38	27.93	26.39	27.61	23.98
75-79	59.50	60.89	59.11	56.82	58.98	86.83	89.78	89.94	85.81	83.18	47.54	48.30	45.76	44.47	48.75
80-84	105.89	97.07	90.04	89.08	87.62	139.67	132.98	123.75	114.09	115.18	93.71	84.36	78.38	80.18	77.59
85+	200.88	195.91	195.64	186.45	184.64	196.29	210.63	197.33	163.79	177.67	202.17	191.57	195.14	193.28	186.78
Rural population															
Total	10.14	10.30	10.15	10.19	10.45	11.32	11.13	11.34	11.08	11.48	8.96	9.47	8.97	9.30	9.41
0	10.52	8.86	10.39	9.45	8.39	10.55	10.68	10.66	9.87	7.81	10.44	6.94	10.08	9.00	9.01
1-4	0.73	0.89	0.72	0.45	0.58	0.74	0.93	0.84	0.40	0.59	0.72	0.86	0.59	0.49	0.57
5-9	0.29	0.27	0.29	0.26	0.31	0.41	0.28	0.29	0.29	0.52	0.17	0.25	0.30	0.22	0.09

	Number of deaths per 1000 people														
	total					male					female				
	2014	2015	2016	2017	2018	2014	2015	2016	2017	2018	2014	2015	2016	2017	2018
10-14	0.34	0.35	0.47	0.26	0.28	0.56	0.30	0.57	0.23	0.45	0.11	0.41	0.35	0.29	0.09
15-19	0.88	0.95	1.02	0.62	0.79	1.18	1.18	1.81	0.92	1.06	0.56	0.71	0.17	0.30	0.50
20-24	1.77	1.82	1.44	1.38	1.32	2.37	2.65	2.02	2.01	1.65	0.99	0.79	0.74	0.61	0.93
25-29	2.52	2.91	3.11	2.40	3.15	3.87	3.96	4.09	3.05	4.21	0.86	1.53	1.78	1.48	1.64
30-34	3.11	3.67	3.37	3.21	3.14	4.41	5.32	4.80	4.92	4.89	1.67	1.81	1.73	1.22	1.04
35-39	4.35	4.31	3.80	4.32	3.85	6.16	6.33	5.21	6.42	5.32	2.43	2.17	2.29	2.08	2.26
40-44	5.27	5.32	4.97	5.13	4.92	7.58	7.39	6.92	7.87	7.26	2.94	3.22	2.99	2.31	2.48
45-49	6.18	6.39	5.59	6.35	6.82	8.11	8.93	8.36	9.20	9.46	4.25	3.85	2.79	3.49	4.19
50-54	9.41	9.20	7.95	8.02	8.88	13.76	12.88	12.45	11.53	13.49	5.18	5.65	3.62	4.61	4.36
55-59	13.75	12.78	11.82	12.82	12.87	19.37	18.55	17.05	17.87	19.07	8.66	7.47	6.93	8.03	6.96
60-64	19.18	19.65	17.90	16.76	17.24	28.72	26.80	25.99	23.08	25.38	11.21	13.67	11.12	11.38	10.21
65-69	28.97	29.96	27.37	26.58	25.31	41.90	41.61	39.82	37.18	34.95	19.25	21.18	17.94	18.44	17.81
70-74	41.39	38.28	41.47	39.28	37.05	60.38	50.23	57.83	56.24	51.40	29.63	30.70	30.86	28.21	27.47
75-79	63.20	61.84	59.23	61.36	60.06	84.88	77.63	81.92	79.69	80.58	51.36	53.25	47.02	51.55	49.05
80-84	103.68	112.01	114.46	99.97	97.33	136.27	144.97	150.35	115.87	113.03	89.32	97.40	98.41	92.68	90.05
85+	194.36	183.40	190.00	185.87	194.87	205.59	178.88	206.04	202.30	199.04	190.92	184.87	184.55	180.23	193.43

Nur-Sultan city

	Number of deaths, people														
	total					male					female				
	2014	2015	2016	2017	2018	2014	2015	2016	2017	2018	2014	2015	2016	2017	2018
Total population															
Total	3578	3865	4051	3902	4173	2028	2166	2264	2111	2369	1550	1699	1787	1791	1804
0	165	197	186	167	179	97	112	99	94	115	68	85	87	73	64
1-4	35	37	33	31	38	21	22	19	19	21	14	15	14	12	17
5-9	23	29	16	21	26	17	19	8	9	15	6	10	8	12	11
10-14	10	17	13	9	23	5	6	8	3	15	5	11	5	6	8
15-19	19	18	21	26	23	11	10	14	16	17	8	8	7	10	6
20-24	47	55	38	46	46	32	37	26	29	29	15	18	12	17	17
25-29	84	94	74	61	77	57	66	54	44	57	27	28	20	17	20
30-34	101	108	105	99	91	70	70	68	69	67	31	38	37	30	24
35-39	122	159	124	125	149	94	117	82	86	107	28	42	42	39	42
40-44	152	163	180	137	146	111	102	128	90	101	41	61	52	47	45
45-49	204	193	194	193	206	134	133	139	138	145	70	60	55	55	61
50-54	258	295	310	235	277	177	194	217	150	197	81	101	93	85	80
55-59	297	306	347	362	394	197	196	227	236	241	100	110	120	126	153
60-64	321	339	391	377	438	220	218	228	239	282	101	121	163	138	156
65-69	313	347	415	403	430	184	217	226	229	270	129	130	189	174	160
70-74	331	279	283	272	342	170	140	157	150	175	161	139	126	122	167
75-79	449	521	514	553	478	208	239	243	267	219	241	282	271	286	259
80-84	235	231	327	351	435	79	98	125	128	183	156	133	202	223	252
85+	334	394	411	432	374	72	107	137	113	112	262	287	274	319	262
not specified	78	83	69	2	1	72	63	59	2	1	6	20	10	0	0
Urban population															
Total	3578	3865	4051	3902	4173	2028	2166	2264	2111	2369	1550	1699	1787	1791	1804
0	165	197	186	167	179	97	112	99	94	115	68	85	87	73	64
1-4	35	37	33	31	38	21	22	19	19	21	14	15	14	12	17
5-9	23	29	16	21	26	17	19	8	9	15	6	10	8	12	11
10-14	10	17	13	9	23	5	6	8	3	15	5	11	5	6	8
15-19	19	18	21	26	23	11	10	14	16	17	8	8	7	10	6
20-24	47	55	38	46	46	32	37	26	29	29	15	18	12	17	17
25-29	84	94	74	61	77	57	66	54	44	57	27	28	20	17	20
30-34	101	108	105	99	91	70	70	68	69	67	31	38	37	30	24
35-39	122	159	124	125	149	94	117	82	86	107	28	42	42	39	42

Continuation

	Number of deaths, people														
	total					male					female				
	2014	2015	2016	2017	2018	2014	2015	2016	2017	2018	2014	2015	2016	2017	2018
40-44	152	163	180	137	146	111	102	128	90	101	41	61	52	47	45
45-49	204	193	194	193	206	134	133	139	138	145	70	60	55	55	61
50-54	258	295	310	235	277	177	194	217	150	197	81	101	93	85	80
55-59	297	306	347	362	394	197	196	227	236	241	100	110	120	126	153
60-64	321	339	391	377	438	220	218	228	239	282	101	121	163	138	156
65-69	313	347	415	403	430	184	217	226	229	270	129	130	189	174	160
70-74	331	279	283	272	342	170	140	157	150	175	161	139	126	122	167
75-79	449	521	514	553	478	208	239	243	267	219	241	282	271	286	259
80-84	235	231	327	351	435	79	98	125	128	183	156	133	202	223	252
85+	334	394	411	432	374	72	107	137	113	112	262	287	274	319	262
not specified	78	83	69	2	1	72	63	59	2	1	6	20	10	0	0

Continuation

	Number of deaths per 1000 people														
	total					male					female				
	2014	2015	2016	2017	2018	2014	2015	2016	2017	2018	2014	2015	2016	2017	2018
Total population															
Total	4.29	4.48	4.39	3.90	3.96	5.04	5.21	5.09	4.38	4.67	3.59	3.80	3.74	3.45	3.29
0	6.96	7.61	6.75	5.92	6.17	7.93	8.49	6.99	6.41	7.70	5.94	6.69	6.49	5.39	4.54
1-4	0.46	0.45	0.37	0.31	0.35	0.54	0.52	0.41	0.37	0.38	0.38	0.38	0.32	0.25	0.32
5-9	0.35	0.40	0.19	0.23	0.26	0.51	0.51	0.19	0.19	0.29	0.19	0.28	0.20	0.27	0.22
10-14	0.23	0.36	0.25	0.15	0.35	0.22	0.25	0.30	0.10	0.45	0.24	0.49	0.20	0.21	0.25
15-19	0.44	0.44	0.45	0.48	0.42	0.50	0.48	0.59	0.59	0.62	0.38	0.40	0.30	0.37	0.22
20-24	0.60	0.78	0.55	0.63	0.62	0.86	1.10	0.78	0.83	0.83	0.36	0.48	0.33	0.44	0.43
25-29	0.78	0.87	0.68	0.55	0.72	1.13	1.32	1.07	0.86	1.14	0.47	0.48	0.34	0.29	0.35
30-34	1.15	1.18	1.06	0.90	0.78	1.61	1.54	1.40	1.29	1.20	0.69	0.82	0.72	0.53	0.40
35-39	1.79	2.20	1.58	1.44	1.61	2.83	3.29	2.12	1.98	2.32	0.78	1.14	1.04	0.89	0.91
40-44	2.77	2.86	2.95	2.04	2.05	4.20	3.71	4.36	2.77	2.93	1.42	2.06	1.62	1.36	1.22
45-49	4.41	4.07	3.84	3.49	3.55	6.19	5.93	5.82	5.23	5.25	2.81	2.38	2.04	1.90	2.01
50-54	5.94	6.59	6.71	4.77	5.51	8.89	9.40	10.18	6.60	8.53	3.38	4.14	3.70	3.21	2.95
55-59	9.72	9.14	9.30	8.47	8.55	14.70	13.20	13.64	12.33	11.75	5.73	5.85	5.75	5.34	5.98
60-64	15.08	15.01	15.93	13.51	13.93	24.46	23.09	22.34	20.31	21.49	8.10	9.11	11.30	8.55	8.52
65-69	24.36	22.96	23.85	20.26	19.75	37.19	36.64	32.90	28.63	30.90	16.14	14.03	17.83	14.63	12.27
70-74	39.10	36.55	37.07	30.50	31.48	57.82	52.43	58.97	47.47	45.06	28.88	27.91	25.20	21.18	23.93
75-79	62.04	64.86	60.56	63.40	56.84	88.03	91.82	89.66	96.11	82.24	49.05	51.71	46.65	48.11	45.07
80-84	83.13	79.41	99.25	85.14	90.63	94.74	110.81	127.72	103.56	129.06	78.13	65.52	86.94	77.26	74.51
85+	152.25	169.58	169.96	169.01	143.49	136.99	185.62	229.83	180.22	170.21	157.25	164.17	150.00	165.37	134.46
Urban population															
Total	4.29	4.48	4.39	3.90	3.96	5.04	5.21	5.09	4.38	4.67	3.59	3.80	3.74	3.45	3.29
0	6.96	7.61	6.75	5.92	6.17	7.93	8.49	6.99	6.41	7.70	5.94	6.69	6.49	5.39	4.54
1-4	0.46	0.45	0.37	0.31	0.35	0.54	0.52	0.41	0.37	0.38	0.38	0.38	0.32	0.25	0.32
5-9	0.35	0.40	0.19	0.23	0.26	0.51	0.51	0.19	0.19	0.29	0.19	0.28	0.20	0.27	0.22
10-14	0.23	0.36	0.25	0.15	0.35	0.22	0.25	0.30	0.10	0.45	0.24	0.49	0.20	0.21	0.25
15-19	0.44	0.44	0.45	0.48	0.42	0.50	0.48	0.59	0.59	0.62	0.38	0.40	0.30	0.37	0.22
20-24	0.60	0.78	0.55	0.63	0.62	0.86	1.10	0.78	0.83	0.83	0.36	0.48	0.33	0.44	0.43
25-29	0.78	0.87	0.68	0.55	0.72	1.13	1.32	1.07	0.86	1.14	0.47	0.48	0.34	0.29	0.35
30-34	1.15	1.18	1.06	0.90	0.78	1.61	1.54	1.40	1.29	1.20	0.69	0.82	0.72	0.53	0.40
35-39	1.79	2.20	1.58	1.44	1.61	2.83	3.29	2.12	1.98	2.32	0.78	1.14	1.04	0.89	0.91
40-44	2.77	2.86	2.95	2.04	2.05	4.20	3.71	4.36	2.77	2.93	1.42	2.06	1.62	1.36	1.22
45-49	4.41	4.07	3.84	3.49	3.55	6.19	5.93	5.82	5.23	5.25	2.81	2.38	2.04	1.90	2.01
50-54	5.94	6.59	6.71	4.77	5.51	8.89	9.40	10.18	6.60	8.53	3.38	4.14	3.70	3.21	2.95
55-59	9.72	9.14	9.30	8.47	8.55	14.70	13.20	13.64	12.33	11.75	5.73	5.85	5.75	5.34	5.98

	Number of deaths per 1000 people														
	total					male					female				
	2014	2015	2016	2017	2018	2014	2015	2016	2017	2018	2014	2015	2016	2017	2018
60-64	15.08	15.01	15.93	13.51	13.93	24.46	23.09	22.34	20.31	21.49	8.10	9.11	11.30	8.55	8.52
65-69	24.36	22.96	23.85	20.26	19.75	37.19	36.64	32.90	28.63	30.90	16.14	14.03	17.83	14.63	12.27
70-74	39.10	36.55	37.07	30.50	31.48	57.82	52.43	58.97	47.47	45.06	28.88	27.91	25.20	21.18	23.93
75-79	62.04	64.86	60.56	63.40	56.84	88.03	91.82	89.66	96.11	82.24	49.05	51.71	46.65	48.11	45.07
80-84	83.13	79.41	99.25	85.14	90.63	94.74	110.81	127.72	103.56	129.06	78.13	65.52	86.94	77.26	74.51
85+	152.25	169.58	169.96	169.01	143.49	136.99	185.62	229.83	180.22	170.21	157.25	164.17	150.00	165.37	134.46

Almaty city

	Number of deaths, man														
	total					male					female				
	2014	2015	2016	2017	2018	2014	2015	2016	2017	2018	2014	2015	2016	2017	2018
Total population															
Total	11049	10579	10794	10935	11678	5626	5421	5436	5439	5662	5423	5158	5358	5496	6016
0	243	279	240	218	276	140	156	142	121	159	103	123	98	97	117
1-4	36	44	36	49	52	24	27	22	27	32	12	17	14	22	20
5-9	14	22	23	25	27	7	12	15	14	13	7	10	8	11	14
10-14	23	18	16	19	32	10	9	7	9	22	13	9	9	10	10
15-19	45	21	21	28	33	28	13	9	16	23	17	8	12	12	10
20-24	76	60	51	70	70	54	46	36	49	42	22	14	15	21	28
25-29	161	142	134	110	143	120	105	103	83	96	41	37	31	27	47
30-34	257	223	211	179	201	191	184	136	119	136	66	39	75	60	65
35-39	305	316	257	278	293	226	231	197	199	200	79	85	60	79	93
40-44	398	365	352	343	407	287	276	253	240	284	111	89	99	103	123
45-49	457	415	408	458	479	315	286	271	302	293	142	129	137	156	186
50-54	641	585	606	499	540	440	414	405	326	356	201	171	201	173	184
55-59	860	818	813	805	874	568	545	532	524	545	292	273	281	281	329
60-64	1024	948	978	987	1049	620	587	622	606	603	404	361	356	381	446
65-69	955	1066	1188	1229	1270	567	620	680	710	715	388	446	508	519	555
70-74	990	812	717	842	997	503	439	389	463	524	487	373	328	379	473
75-79	1537	1544	1628	1554	1422	665	676	717	675	615	872	868	911	879	807
80-84	1210	1065	1182	1301	1511	434	358	404	483	517	776	707	778	818	994
85+	1817	1835	1933	1941	2002	427	436	496	473	487	1390	1399	1437	1468	1515
not specified	0	1	0	0	0	0	1	0	0	0	0	0	0	0	0
Urban population															
Total	11049	10579	10794	10935	11678	5626	5421	5436	5439	5662	5423	5158	5358	5496	6016
0	243	279	240	218	276	140	156	142	121	159	103	123	98	97	117
1-4	36	44	36	49	52	24	27	22	27	32	12	17	14	22	20
5-9	14	22	23	25	27	7	12	15	14	13	7	10	8	11	14
10-14	23	18	16	19	32	10	9	7	9	22	13	9	9	10	10
15-19	45	21	21	28	33	28	13	9	16	23	17	8	12	12	10
20-24	76	60	51	70	70	54	46	36	49	42	22	14	15	21	28
25-29	161	142	134	110	143	120	105	103	83	96	41	37	31	27	47
30-34	257	223	211	179	201	191	184	136	119	136	66	39	75	60	65
35-39	305	316	257	278	293	226	231	197	199	200	79	85	60	79	93
40-44	398	365	352	343	407	287	276	253	240	284	111	89	99	103	123
45-49	457	415	408	458	479	315	286	271	302	293	142	129	137	156	186
50-54	641	585	606	499	540	440	414	405	326	356	201	171	201	173	184
55-59	860	818	813	805	874	568	545	532	524	545	292	273	281	281	329
60-64	1024	948	978	987	1049	620	587	622	606	603	404	361	356	381	446
65-69	955	1066	1188	1229	1270	567	620	680	710	715	388	446	508	519	555
70-74	990	812	717	842	997	503	439	389	463	524	487	373	328	379	473
75-79	1537	1544	1628	1554	1422	665	676	717	675	615	872	868	911	879	807
80-84	1210	1065	1182	1301	1511	434	358	404	483	517	776	707	778	818	994
85+	1817	1835	1933	1941	2002	427	436	496	473	487	1390	1399	1437	1468	1515
not specified	0	1	0	0	0	0	1	0	0	0	0	0	0	0	0

Continuation
Continuation

	Number of deaths per 1000 people														
	total					male					female				
	2014	2015	2016	2017	2018	2014	2015	2016	2017	2018	2014	2015	2016	2017	2018
Total population															
Total	7.13	6.33	6.25	6.15	6.39	7.96	7.09	6.88	6.70	6.78	6.43	5.68	5.72	5.69	6.06
0	8.27	8.99	7.58	6.93	8.36	9.18	9.68	8.70	7.40	9.34	7.28	8.25	6.39	6.42	7.32
1-4	0.34	0.39	0.31	0.41	0.42	0.44	0.47	0.37	0.43	0.49	0.24	0.32	0.25	0.38	0.33
5-9	0.13	0.18	0.18	0.18	0.19	0.13	0.19	0.23	0.20	0.18	0.13	0.17	0.13	0.17	0.20
10-14	0.30	0.21	0.18	0.19	0.29	0.25	0.20	0.15	0.18	0.39	0.35	0.22	0.20	0.21	0.19
15-19	0.51	0.23	0.23	0.32	0.38	0.65	0.29	0.20	0.37	0.52	0.38	0.17	0.26	0.28	0.24
20-24	0.44	0.36	0.33	0.47	0.51	0.69	0.62	0.50	0.73	0.67	0.23	0.15	0.18	0.26	0.38
25-29	0.86	0.69	0.61	0.49	0.65	1.41	1.12	1.05	0.84	0.99	0.41	0.33	0.26	0.22	0.38
30-34	1.81	1.45	1.29	1.01	1.04	2.89	2.59	1.81	1.47	1.54	0.87	0.47	0.85	0.63	0.62
35-39	2.59	2.50	1.94	2.01	2.01	4.16	3.93	3.20	3.09	2.97	1.25	1.25	0.85	1.06	1.18
40-44	3.74	3.25	3.06	2.92	3.37	5.90	5.40	4.85	4.51	5.19	1.92	1.46	1.58	1.60	1.86
45-49	5.01	4.29	4.06	4.39	4.43	7.67	6.52	5.94	6.39	6.01	2.83	2.44	2.50	2.73	3.13
50-54	6.94	6.12	6.39	5.31	5.75	10.78	9.78	9.67	7.85	8.58	3.90	3.21	3.79	3.29	3.51
55-59	11.51	10.06	9.45	8.96	9.42	18.23	15.87	14.48	13.59	13.66	6.70	5.82	5.70	5.48	6.23
60-64	16.83	14.81	14.84	14.38	14.57	26.03	23.24	23.87	22.29	21.10	10.91	9.32	8.94	9.19	10.28
65-69	23.30	21.96	22.35	22.14	22.20	37.37	34.58	34.62	34.55	33.66	15.03	14.57	15.15	14.85	15.43
70-74	34.21	30.88	28.15	30.34	30.94	48.85	46.55	42.78	47.00	46.29	26.13	22.12	20.03	21.17	22.63
75-79	54.75	49.83	51.00	50.21	50.33	73.72	67.72	69.50	67.60	66.63	45.77	41.32	42.17	41.92	42.42
80-84	93.44	80.25	82.06	79.21	80.26	112.77	90.59	94.00	98.38	92.43	85.27	75.86	76.98	71.03	75.11
85+	175.42	164.47	167.26	165.62	169.96	155.84	142.25	151.43	139.57	140.71	182.46	172.89	173.52	176.22	182.12
Urban population															
Total	7.13	6.33	6.25	6.15	6.39	7.96	7.09	6.88	6.70	6.78	6.43	5.68	5.72	5.69	6.06
0	8.27	8.99	7.58	6.93	8.36	9.18	9.68	8.70	7.40	9.34	7.28	8.25	6.39	6.42	7.32
1-4	0.34	0.39	0.31	0.41	0.42	0.44	0.47	0.37	0.43	0.49	0.24	0.32	0.25	0.38	0.33
5-9	0.13	0.18	0.18	0.18	0.19	0.13	0.19	0.23	0.20	0.18	0.13	0.17	0.13	0.17	0.20
10-14	0.30	0.21	0.18	0.19	0.29	0.25	0.20	0.15	0.18	0.39	0.35	0.22	0.20	0.21	0.19
15-19	0.51	0.23	0.23	0.32	0.38	0.65	0.29	0.20	0.37	0.52	0.38	0.17	0.26	0.28	0.24
20-24	0.44	0.36	0.33	0.47	0.51	0.69	0.62	0.50	0.73	0.67	0.23	0.15	0.18	0.26	0.38
25-29	0.86	0.69	0.61	0.49	0.65	1.41	1.12	1.05	0.84	0.99	0.41	0.33	0.26	0.22	0.38
30-34	1.81	1.45	1.29	1.01	1.04	2.89	2.59	1.81	1.47	1.54	0.87	0.47	0.85	0.63	0.62
35-39	2.59	2.50	1.94	2.01	2.01	4.16	3.93	3.20	3.09	2.97	1.25	1.25	0.85	1.06	1.18
40-44	3.74	3.25	3.06	2.92	3.37	5.90	5.40	4.85	4.51	5.19	1.92	1.46	1.58	1.60	1.86
45-49	5.01	4.29	4.06	4.39	4.43	7.67	6.52	5.94	6.39	6.01	2.83	2.44	2.50	2.73	3.13
50-54	6.94	6.12	6.39	5.31	5.75	10.78	9.78	9.67	7.85	8.58	3.90	3.21	3.79	3.29	3.51
55-59	11.51	10.06	9.45	8.96	9.42	18.23	15.87	14.48	13.59	13.66	6.70	5.82	5.70	5.48	6.23
60-64	16.83	14.81	14.84	14.38	14.57	26.03	23.24	23.87	22.29	21.10	10.91	9.32	8.94	9.19	10.28
65-69	23.30	21.96	22.35	22.14	22.20	37.37	34.58	34.62	34.55	33.66	15.03	14.57	15.15	14.85	15.43
70-74	34.21	30.88	28.15	30.34	30.94	48.85	46.55	42.78	47.00	46.29	26.13	22.12	20.03	21.17	22.63
75-79	54.75	49.83	51.00	50.21	50.33	73.72	67.72	69.50	67.60	66.63	45.77	41.32	42.17	41.92	42.42
80-84	93.44	80.25	82.06	79.21	80.26	112.77	90.59	94.00	98.38	92.43	85.27	75.86	76.98	71.03	75.11
85+	175.42	164.47	167.26	165.62	169.96	155.84	142.25	151.43	139.57	140.71	182.46	172.89	173.52	176.22	182.12

Shymkent city

	Number of deaths, man														
	total					male					female				
	2014	2015	2016	2017	2018	2014	2015	2016	2017	2018	2014	2015	2016	2017	2018
Total population															
Total	-	-	-	4444	4540	-	-	-	2331	2448	-	-	-	2113	2092
0	-	-	-	215	224	-	-	-	109	134	-	-	-	106	90
1-4	-	-	-	52	52	-	-	-	27	38	-	-	-	25	14
5-9	-	-	-	33	39	-	-	-	19	28	-	-	-	14	11
10-14	-	-	-	27	27	-	-	-	18	20	-	-	-	9	7
15-19	-	-	-	19	36	-	-	-	13	27	-	-	-	6	9

Continuation

	Number of deaths, man														
	total					male					female				
	2014	2015	2016	2017	2018	2014	2015	2016	2017	2018	2014	2015	2016	2017	2018
20-24	-	-	-	44	38	-	-	-	31	26	-	-	-	13	12
25-29	-	-	-	78	77	-	-	-	46	52	-	-	-	32	25
30-34	-	-	-	75	74	-	-	-	55	60	-	-	-	20	14
35-39	-	-	-	124	116	-	-	-	83	77	-	-	-	41	39
40-44	-	-	-	142	154	-	-	-	96	105	-	-	-	46	49
45-49	-	-	-	223	196	-	-	-	159	117	-	-	-	64	79
50-54	-	-	-	259	317	-	-	-	184	204	-	-	-	75	113
55-59	-	-	-	354	381	-	-	-	229	254	-	-	-	125	127
60-64	-	-	-	434	443	-	-	-	288	286	-	-	-	146	157
65-69	-	-	-	462	495	-	-	-	267	283	-	-	-	195	212
70-74	-	-	-	323	321	-	-	-	168	170	-	-	-	155	151
75-79	-	-	-	581	530	-	-	-	240	230	-	-	-	341	300
80-84	-	-	-	476	508	-	-	-	172	193	-	-	-	304	315
85+	-	-	-	523	512	-	-	-	127	144	-	-	-	396	368
not specified	-	-	-	0	0	-	-	-	0	0	-	-	-	0	0
Urban population															
Total	-	-	-	4444	4540	-	-	-	2331	2448	-	-	-	2113	2092
0	-	-	-	215	224	-	-	-	109	134	-	-	-	106	90
1-4	-	-	-	52	52	-	-	-	27	38	-	-	-	25	14
5-9	-	-	-	33	39	-	-	-	19	28	-	-	-	14	11
10-14	-	-	-	27	27	-	-	-	18	20	-	-	-	9	7
15-19	-	-	-	19	36	-	-	-	13	27	-	-	-	6	9
20-24	-	-	-	44	38	-	-	-	31	26	-	-	-	13	12
25-29	-	-	-	78	77	-	-	-	46	52	-	-	-	32	25
30-34	-	-	-	75	74	-	-	-	55	60	-	-	-	20	14
35-39	-	-	-	124	116	-	-	-	83	77	-	-	-	41	39
40-44	-	-	-	142	154	-	-	-	96	105	-	-	-	46	49
45-49	-	-	-	223	196	-	-	-	159	117	-	-	-	64	79
50-54	-	-	-	259	317	-	-	-	184	204	-	-	-	75	113
55-59	-	-	-	354	381	-	-	-	229	254	-	-	-	125	127
60-64	-	-	-	434	443	-	-	-	288	286	-	-	-	146	157
65-69	-	-	-	462	495	-	-	-	267	283	-	-	-	195	212
70-74	-	-	-	323	321	-	-	-	168	170	-	-	-	155	151
75-79	-	-	-	581	530	-	-	-	240	230	-	-	-	341	300
80-84	-	-	-	476	508	-	-	-	172	193	-	-	-	304	315
85+	-	-	-	523	512	-	-	-	127	144	-	-	-	396	368
not specified	-	-	-	0	0	-	-	-	0	0	-	-	-	0	0

Continuation

	Number of deaths per 1000 people														
	total					male					female				
	2014	2015	2016	2017	2018	2014	2015	2016	2017	2018	2014	2015	2016	2017	2018
Total population															
Total	-	-	-	4.77	4.63	-	-	-	5.20	5.19	-	-	-	4.37	4.11
0	-	-	-	8.37	8.37	-	-	-	8.18	9.60	-	-	-	8.58	7.04
1-4	-	-	-	0.54	0.52	-	-	-	0.55	0.73	-	-	-	0.54	0.29
5-9	-	-	-	0.31	0.34	-	-	-	0.35	0.48	-	-	-	0.27	0.20
10-14	-	-	-	0.34	0.31	-	-	-	0.44	0.45	-	-	-	0.24	0.17
15-19	-	-	-	0.31	0.50	-	-	-	0.41	0.75	-	-	-	0.20	0.25
20-24	-	-	-	0.61	0.51	-	-	-	0.88	0.72	-	-	-	0.36	0.31
25-29	-	-	-	0.85	0.84	-	-	-	1.08	1.21	-	-	-	0.65	0.51
30-34	-	-	-	0.97	0.89	-	-	-	1.53	1.56	-	-	-	0.49	0.32
35-39	-	-	-	2.03	1.81	-	-	-	2.85	2.52	-	-	-	1.28	1.16
40-44	-	-	-	2.62	2.77	-	-	-	3.76	4.00	-	-	-	1.60	1.66

Continuation

	Number of deaths per 1000 people														
	total					male					female				
	2014	2015	2016	2017	2018	2014	2015	2016	2017	2018	2014	2015	2016	2017	2018
45-49	-	-	-	4.51	3.86	-	-	-	6.86	4.92	-	-	-	2.44	2.93
50-54	-	-	-	5.69	6.89	-	-	-	8.72	9.57	-	-	-	3.07	4.57
55-59	-	-	-	8.94	9.17	-	-	-	12.79	13.53	-	-	-	5.76	5.58
60-64	-	-	-	15.95	15.23	-	-	-	24.61	22.73	-	-	-	9.42	9.51
65-69	-	-	-	24.28	24.38	-	-	-	35.54	35.05	-	-	-	16.93	17.34
70-74	-	-	-	36.84	32.36	-	-	-	51.35	46.54	-	-	-	28.20	24.09
75-79	-	-	-	60.83	59.25	-	-	-	75.60	75.97	-	-	-	53.47	50.70
80-84	-	-	-	106.38	101.43	-	-	-	125.92	127.77	-	-	-	97.80	90.05
85+	-	-	-	188.91	188.41	-	-	-	169.90	193.03	-	-	-	195.94	186.66
Urban population															
Total	-	-	-	4.77	4.63	-	-	-	5.20	5.19	-	-	-	4.37	4.11
0	-	-	-	8.37	8.37	-	-	-	8.18	9.60	-	-	-	8.58	7.04
1-4	-	-	-	0.54	0.52	-	-	-	0.55	0.73	-	-	-	0.54	0.29
5-9	-	-	-	0.31	0.34	-	-	-	0.35	0.48	-	-	-	0.27	0.20
10-14	-	-	-	0.34	0.31	-	-	-	0.44	0.45	-	-	-	0.24	0.17
15-19	-	-	-	0.31	0.50	-	-	-	0.41	0.75	-	-	-	0.20	0.25
20-24	-	-	-	0.61	0.51	-	-	-	0.88	0.72	-	-	-	0.36	0.31
25-29	-	-	-	0.85	0.84	-	-	-	1.08	1.21	-	-	-	0.65	0.51
30-34	-	-	-	0.97	0.89	-	-	-	1.53	1.56	-	-	-	0.49	0.32
35-39	-	-	-	2.03	1.81	-	-	-	2.85	2.52	-	-	-	1.28	1.16
40-44	-	-	-	2.62	2.77	-	-	-	3.76	4.00	-	-	-	1.60	1.66
45-49	-	-	-	4.51	3.86	-	-	-	6.86	4.92	-	-	-	2.44	2.93
50-54	-	-	-	5.69	6.89	-	-	-	8.72	9.57	-	-	-	3.07	4.57
55-59	-	-	-	8.94	9.17	-	-	-	12.79	13.53	-	-	-	5.76	5.58
60-64	-	-	-	15.95	15.23	-	-	-	24.61	22.73	-	-	-	9.42	9.51
65-69	-	-	-	24.28	24.38	-	-	-	35.54	35.05	-	-	-	16.93	17.34
70-74	-	-	-	36.84	32.36	-	-	-	51.35	46.54	-	-	-	28.20	24.09
75-79	-	-	-	60.83	59.25	-	-	-	75.60	75.97	-	-	-	53.47	50.70
80-84	-	-	-	106.38	101.43	-	-	-	125.92	127.77	-	-	-	97.80	90.05
85+	-	-	-	188.91	188.41	-	-	-	169.90	193.03	-	-	-	195.94	186.66

7.3 Child mortality under 5 years of age

	Number of deaths, people														
	boys and girls					boys					girls				
	2014	2015	2016	2017	2018	2014	2015	2016	2017	2018	2014	2015	2016	2017	2018
Total															
Republic of Kazakhstan	4930	4797	4325	3997	4021	2790	2741	2496	2269	2388	2140	2056	1829	1728	1633
Akmola	153	127	120	124	93	89	68	66	67	52	64	59	54	57	41
Aktobe	231	245	203	178	214	124	143	125	87	125	107	102	78	91	89
Almaty	564	527	489	521	474	317	316	280	301	273	247	211	209	220	201
Atyrau	192	157	183	159	216	106	78	93	82	130	86	79	90	77	86
Batys Kazakhstan	142	138	126	111	101	81	72	77	59	64	61	66	49	52	37
Zhambyl	393	394	327	290	261	212	224	183	171	149	181	170	144	119	112
Karagandy	272	273	237	226	209	164	162	138	130	131	108	111	99	96	78
Kostanai	180	164	140	144	134	98	92	75	87	83	82	72	65	57	51
Kyzylorda	345	300	261	219	241	192	171	149	127	144	153	129	112	92	97
Mangystau	217	238	228	196	236	133	146	127	114	128	84	92	101	82	108
Pavlodar	129	116	115	121	86	68	67	66	73	49	61	49	49	48	37
Soltustik Kazakhstan	89	83	66	84	94	50	44	42	42	60	39	39	24	42	34
Turkistan*	1230	1199	1069	689	633	704	685	640	416	390	526	514	429	273	243
Shygys Kazakhstan	314	279	266	203	208	170	156	153	116	111	144	123	113	87	97
Nur-Sultan city	200	234	219	198	217	118	134	118	113	136	82	100	101	85	81
Almaty city	279	323	276	267	328	164	183	164	148	191	115	140	112	119	137
Shymkent city	-	-	-	267	276	-	-	-	136	172	-	-	-	131	104

Continuation

	Number of deaths, people														
	boys and girls					boys					girls				
	2014	2015	2016	2017	2018	2014	2015	2016	2017	2018	2014	2015	2016	2017	2018
Urban population															
Republic of Kazakhstan	2660	2661	2328	2138	2246	1494	1515	1369	1172	1346	1166	1146	959	966	900
Akmola	77	72	60	56	49	44	39	36	25	26	33	33	24	31	23
Aktobe	157	158	127	116	156	82	87	83	57	95	75	71	44	59	61
Almaty	130	143	134	120	106	63	83	83	72	60	67	60	51	48	46
Atyrau	88	72	94	87	103	48	43	44	41	53	40	29	50	46	50
Batys Kazakhstan	74	78	70	64	58	39	38	43	30	38	35	40	27	34	20
Zhambyl	201	206	151	128	107	107	120	95	78	65	94	86	56	50	42
Karagandy	199	209	185	188	167	119	126	109	110	106	80	83	76	78	61
Kostanai	96	100	75	72	75	49	59	38	39	48	47	41	37	33	27
Kyzylorda	159	155	146	101	126	90	93	88	54	78	69	62	58	47	48
Mangystau	108	84	94	66	93	66	46	58	37	49	42	38	36	29	44
Pavlodar	79	79	76	87	67	37	43	42	52	37	42	36	34	35	30
Soltustik Kazakhstan	35	38	25	40	43	18	21	14	17	27	17	17	11	23	16
Turkistan*	586	539	441	169	151	344	308	262	95	95	242	231	179	74	56
Shygys Kazakhstan	192	171	155	112	124	106	92	92	68	70	86	79	63	44	54
Nur-Sultan city	200	234	219	198	217	118	134	118	113	136	82	100	101	85	81
Almaty city	279	323	276	267	328	164	183	164	148	191	115	140	112	119	137
Shymkent city	-	-	-	267	276	-	-	-	136	172	-	-	-	131	104
Rural population															
Republic of Kazakhstan	2270	2136	1997	1859	1775	1296	1226	1127	1097	1042	974	910	870	762	733
Akmola	76	55	60	68	44	45	29	30	42	26	31	26	30	26	18
Aktobe	74	87	76	62	58	42	56	42	30	30	32	31	34	32	28
Almaty	434	384	355	401	368	254	233	197	229	213	180	151	158	172	155
Atyrau	104	85	89	72	113	58	35	49	41	77	46	50	40	31	36
Batys Kazakhstan	68	60	56	47	43	42	34	34	29	26	26	26	22	18	17
Zhambyl	192	188	176	162	154	105	104	88	93	84	87	84	88	69	70
Karagandy	73	64	52	38	42	45	36	29	20	25	28	28	23	18	17
Kostanai	84	64	65	72	59	49	33	37	48	35	35	31	28	24	24
Kyzylorda	186	145	115	118	115	102	78	61	73	66	84	67	54	45	49
Mangystau	109	154	134	130	143	67	100	69	77	79	42	54	65	53	64
Pavlodar	50	37	39	34	19	31	24	24	21	12	19	13	15	13	7
Soltustik Kazakhstan	54	45	41	44	51	32	23	28	25	33	22	22	13	19	18
Turkistan*	644	660	628	520	482	360	377	378	321	295	284	283	250	199	187
Shygys Kazakhstan	122	108	111	91	84	64	64	61	48	41	58	44	50	43	43

Continuation

	Per 1000 births														
	boys and girls					boys					girls				
	2014	2015	2016	2017	2018	2014	2015	2016	2017	2018	2014	2015	2016	2017	2018
Total															
Republic of Kazakhstan	12.35	12.04	10.79	10.24	10.11	13.56	13.35	12.04	11.25	11.64	11.06	10.64	9.45	9.17	8.48
Akmola	11.95	10.02	9.60	10.08	7.48	13.58	10.41	10.23	10.53	8.15	10.24	9.60	8.94	9.58	6.79
Aktobe	11.77	12.26	10.27	9.30	10.92	12.08	13.76	12.27	8.80	12.42	11.43	10.64	8.14	9.83	9.33
Almaty	11.27	10.77	9.61	10.43	9.40	12.26	12.56	10.57	11.62	10.58	10.22	8.87	8.57	9.14	8.17
Atyrau	11.72	9.56	10.94	9.67	12.68	12.49	9.22	10.78	9.67	14.74	10.88	9.91	11.10	9.67	10.47
Batys Kazakhstan	10.89	10.64	9.56	8.63	7.73	12.04	10.76	11.11	8.90	9.52	9.66	10.50	7.83	8.34	5.83
Zhambyl	13.29	13.87	11.63	10.96	9.63	14.04	15.28	12.74	12.54	10.66	12.50	12.37	10.47	9.28	8.52
Karagandy	10.92	11.14	9.90	9.95	9.11	12.80	12.87	11.24	11.21	10.93	8.92	9.32	8.48	8.64	7.11
Kostanai	14.10	12.84	11.39	12.27	11.52	15.01	13.95	11.74	14.22	13.96	13.15	11.66	11.01	10.14	8.97
Kyzylorda	16.95	15.25	13.55	11.54	12.56	18.38	16.75	14.80	12.93	14.51	15.43	13.63	12.19	10.05	10.46
Mangystau	11.36	12.33	11.52	10.11	11.86	13.49	14.59	12.42	11.33	12.36	9.09	9.89	10.56	8.80	11.33
Pavlodar	9.89	9.08	9.12	10.06	7.25	10.15	10.30	10.07	11.68	8.11	9.62	7.82	8.09	8.31	6.36
Soltustik Kazakhstan	10.83	10.21	8.58	11.37	13.07	11.85	10.36	10.63	11.26	16.18	9.76	10.04	6.41	11.49	9.76
Turkistan*	15.00	14.67	13.12	12.94	11.69	16.68	16.30	15.19	15.16	13.98	13.23	12.95	10.91	10.58	9.26

Continuation

	Per 1000 births														
	boys and girls					boys					girls				
	2014	2015	2016	2017	2018	2014	2015	2016	2017	2018	2014	2015	2016	2017	2018
Shygys Kazakhstan	13.23	12.19	11.61	9.16	9.51	13.90	13.32	12.82	10.15	9.77	12.52	11.00	10.29	8.10	9.24
Nur-Sultan city	8.30	8.95	7.86	7.00	7.44	9.54	10.07	8.25	7.68	9.07	7.00	7.80	7.46	6.27	5.71
Almaty city	9.40	10.37	8.71	8.50	9.86	10.65	11.29	10.03	9.04	11.14	8.06	9.36	7.29	7.90	8.50
Shymkent city	-	-	-	10.37	10.22	-	-	-	10.20	12.20	-	-	-	10.56	8.06
Urban population															
Republic of Kazakhstan	11.94	11.78	10.13	9.33	9.56	12.99	13.01	11.53	9.90	11.08	10.81	10.48	8.64	8.72	7.93
Akmola	11.39	10.67	8.92	8.53	7.61	12.68	11.16	10.37	7.32	7.73	10.03	10.15	7.38	9.84	7.47
Aktobe	12.22	11.91	9.67	8.01	10.63	12.14	12.61	12.20	7.57	12.60	12.32	11.16	6.95	8.48	8.54
Almaty	10.30	11.20	10.64	9.42	8.48	9.70	12.62	12.66	11.00	9.41	10.93	9.70	8.45	7.76	7.52
Atyrau	10.80	8.78	10.85	9.61	11.13	11.32	10.42	9.82	8.71	11.05	10.24	7.12	11.96	10.57	11.22
Batys Kazakhstan	10.76	11.17	9.42	8.67	7.62	11.01	10.59	11.02	7.88	9.76	10.48	11.79	7.66	9.51	5.37
Zhambyl	17.59	18.17	13.35	11.78	9.33	18.30	20.26	16.45	14.06	10.99	16.85	15.88	10.12	9.40	7.57
Karagandy	10.06	10.70	9.60	10.36	9.06	11.68	12.61	11.08	11.91	10.93	8.34	8.70	8.06	8.75	6.98
Kostanai	13.53	13.98	10.68	10.61	10.99	13.45	15.76	10.54	11.20	13.96	13.62	12.02	10.83	10.00	7.97
Kyzylorda	16.89	16.79	15.80	11.17	13.58	18.45	19.36	18.10	11.61	16.02	15.21	14.00	13.25	10.71	10.88
Mangystau	11.73	10.30	10.73	7.22	10.59	14.02	10.87	12.94	7.88	10.76	9.34	9.69	8.41	6.51	10.41
Pavlodar	8.80	8.83	8.63	10.38	8.06	8.03	9.39	9.09	11.83	8.75	9.61	8.23	8.13	8.78	7.35
Soltustik Kazakhstan	9.03	9.80	6.62	11.24	12.06	8.82	10.41	7.19	9.54	14.69	9.25	9.13	6.00	12.94	9.26
Turkistan*	15.67	14.24	11.36	12.62	10.62	17.77	15.75	13.03	13.75	13.05	13.42	12.63	9.57	11.42	8.06
Shygys Kazakhstan	13.12	11.81	10.58	7.91	8.73	14.22	12.36	12.08	9.32	9.41	11.98	11.22	8.95	6.41	7.98
Nur-Sultan city	8.30	8.95	7.86	7.00	7.44	9.54	10.07	8.25	7.68	9.07	7.00	7.80	7.46	6.27	5.71
Almaty city	9.40	10.37	8.71	8.50	9.86	10.65	11.29	10.03	9.04	11.14	8.06	9.36	7.29	7.90	8.50
Shymkent city	-	-	-	10.37	10.22	-	-	-	10.20	12.20	-	-	-	10.56	8.06
Rural population															
Republic of Kazakhstan	12.86	12.37	11.68	11.54	10.90	14.28	13.81	12.73	13.16	12.44	11.36	10.85	10.55	9.80	9.28
Akmola	12.58	9.28	10.40	11.84	7.35	14.60	9.56	10.06	14.26	8.60	10.47	8.99	10.76	9.30	6.07
Aktobe	10.91	12.95	11.44	13.33	11.80	11.97	16.05	12.40	12.73	11.89	9.78	9.60	10.45	13.94	11.70
Almaty	11.60	10.61	9.27	10.77	9.71	13.12	12.54	9.88	11.83	10.96	9.98	8.57	8.61	9.62	8.39
Atyrau	12.62	10.34	11.03	9.75	14.52	13.66	8.09	11.83	10.85	19.14	11.51	12.84	10.19	8.59	9.58
Batys Kazakhstan	11.04	10.02	9.73	8.58	7.89	13.19	10.96	11.23	10.28	9.18	8.74	9.00	8.06	6.77	6.48
Zhambyl	10.58	11.01	10.47	10.39	9.84	11.34	11.90	10.25	11.49	10.43	9.78	10.09	10.70	9.19	9.22
Karagandy	14.24	12.87	11.10	8.32	9.31	17.16	13.85	11.89	8.46	10.94	11.18	11.80	10.23	8.16	7.63
Kostanai	14.82	11.40	12.33	14.54	12.28	16.99	11.57	13.29	18.23	13.97	12.57	11.23	11.26	10.35	10.45
Kyzylorda	16.99	13.88	11.48	11.87	11.60	18.32	14.42	11.72	14.11	13.05	15.62	13.31	11.22	9.43	10.08
Mangystau	11.02	13.81	12.15	12.70	12.87	13.01	17.31	12.01	14.35	13.62	8.86	10.05	12.30	10.89	12.06
Pavlodar	12.31	9.68	10.24	9.34	5.36	14.83	12.44	12.40	11.35	6.63	9.64	6.87	8.00	7.26	4.03
Soltustik Kazakhstan	12.45	10.58	10.47	11.49	14.06	14.69	10.30	13.97	12.83	17.64	10.19	10.89	6.80	10.11	10.24
Turkistan*	14.44	15.05	14.73	13.05	12.08	15.75	16.78	17.17	15.64	14.31	13.07	13.22	12.12	10.29	9.69
Shygys Kazakhstan	13.42	12.84	13.44	11.37	10.97	13.41	14.98	14.12	11.64	10.44	13.43	10.63	12.69	11.08	11.52

7.4 Child mortality under 5 years of age by ethnic groups

	Number of deaths, people														
	boys and girls					boys					girls				
	2014	2015	2016	2017	2018	2014	2015	2016	2017	2018	2014	2015	2016	2017	2018
Total															
Total	4930	4797	4325	3997	4021	2790	2741	2496	2269	2388	2140	2056	1829	1728	1633
Kazakhs	3907	3799	3456	3165	3187	2222	2170	1989	1797	1904	1685	1629	1467	1368	1283
Russians	479	516	445	400	414	261	297	254	223	229	218	219	191	177	185
Uzbeks	196	188	157	178	156	116	110	99	102	88	80	78	58	76	68
Ukrainians	50	28	32	31	28	23	12	17	14	14	27	16	15	17	14
Uigurs	53	42	40	36	48	31	29	19	28	29	22	13	21	8	19
Tatars	29	27	17	21	18	23	13	10	10	12	6	14	7	11	6
Germans	33	24	23	25	22	15	16	13	13	15	18	8	10	12	7
Other ethnic groups	179	172	148	134	129	96	94	92	77	83	83	78	56	57	46
Not specified	4	1	7	7	19	3	0	3	5	14	1	1	4	2	5

Continuation

	Number of deaths, people														
	boys and girls					boys					girls				
	2014	2015	2016	2017	2018	2014	2015	2016	2017	2018	2014	2015	2016	2017	2018
Urban population															
Total	2660	2661	2328	2138	2246	1494	1515	1369	1172	1346	1166	1146	959	966	900
Kazakhs	2042	2042	1821	1656	1744	1145	1155	1066	907	1055	897	887	755	749	689
Russians	327	379	319	280	294	175	222	183	152	158	152	157	136	128	136
Uzbeks	101	85	66	77	74	61	48	46	44	42	40	37	20	33	32
Ukrainians	28	18	17	19	12	15	8	9	7	10	13	10	8	12	2
Uigurs	21	17	13	14	20	13	13	7	12	11	8	4	6	2	9
Tatars	23	20	16	16	15	19	9	10	7	9	4	11	6	9	6
Germans	17	12	12	10	15	9	9	5	5	10	8	3	7	5	5
Other ethnic groups	97	87	58	60	57	54	51	40	34	39	43	36	18	26	18
Not specified	4	1	6	6	15	3	0	3	4	12	1	1	3	2	3
Rural population															
Total	2270	2136	1997	1859	1775	1296	1226	1127	1097	1042	974	910	870	762	733
Kazakhs	1865	1757	1635	1509	1443	1077	1015	923	890	849	788	742	712	619	594
Russians	152	137	126	120	120	86	75	71	71	71	66	62	55	49	49
Uzbeks	95	103	91	101	82	55	62	53	58	46	40	41	38	43	36
Ukrainians	22	10	15	12	16	8	4	8	7	4	14	6	7	5	12
Uigurs	32	25	27	22	28	18	16	12	16	18	14	9	15	6	10
Tatars	6	7	1	5	3	4	4	0	3	3	2	3	1	2	0
Germans	16	12	11	15	7	6	7	8	8	5	10	5	3	7	2
Other ethnic groups	82	85	90	74	72	42	43	52	43	44	40	42	38	31	28
Not specified	0	0	1	1	4	0	0	0	1	2	0	0	1	0	2

Continuation

	Per 1000 births														
	boys and girls					boys					girls				
	2014	2015	2016	2017	2018	2014	2015	2016	2017	2018	2014	2015	2016	2017	2018
Total															
Total	12.35	12.04	10.79	10.24	10.11	13.56	13.35	12.04	11.25	11.64	11.06	10.64	9.45	9.17	8.48
Kazakhs	12.97	12.60	11.31	10.52	10.29	14.32	13.94	12.58	11.54	11.89	11.54	11.16	9.95	9.43	8.57
Russians	10.55	11.78	10.53	10.26	11.07	11.16	13.25	11.59	11.13	11.93	9.90	10.24	9.39	9.35	10.16
Uzbeks	12.24	11.54	9.41	11.03	9.36	14.00	13.27	11.54	12.22	10.33	10.35	9.74	7.15	9.75	8.35
Ukrainians	10.68	6.05	7.37	7.67	7.05	9.57	5.03	7.52	6.82	6.94	11.84	7.14	7.22	8.55	7.16
Uigurs	8.52	6.70	6.40	5.90	7.72	9.57	9.05	5.73	8.95	9.19	7.37	4.24	7.16	2.69	6.20
Tatars	8.74	8.03	5.21	6.61	5.82	13.68	7.58	5.97	6.21	7.52	3.67	8.51	4.40	7.03	4.01
Germans	7.79	5.95	5.92	6.79	6.26	6.98	7.80	6.58	6.89	8.38	8.63	4.04	5.25	6.67	4.06
Other ethnic groups	9.96	9.35	8.32	7.74	7.51	10.39	9.82	10.06	8.60	9.38	9.52	8.85	6.48	6.82	5.52
Urban population															
Total	11.94	11.78	10.13	9.33	9.56	12.99	13.01	11.53	9.90	11.08	10.81	10.48	8.64	8.72	7.93
Kazakhs	12.67	12.42	10.75	9.58	9.70	13.77	13.59	12.16	10.14	11.33	11.49	11.17	9.23	8.98	7.95
Russians	9.67	11.50	9.99	9.58	10.53	10.05	13.14	11.12	10.10	11.06	9.26	9.76	8.80	9.02	9.97
Uzbeks	13.04	10.62	7.99	9.52	8.58	14.99	11.68	10.80	10.50	9.58	10.88	9.50	5.00	8.47	7.55
Ukrainians	9.38	6.04	6.00	7.34	4.81	9.75	5.26	6.01	5.38	7.99	8.98	6.85	5.99	9.32	1.61
Uigurs	6.87	5.22	4.11	4.56	6.31	8.16	7.86	4.16	7.69	6.77	5.47	2.49	4.06	1.33	5.82
Tatars	8.96	7.60	6.27	6.49	6.13	14.47	6.63	7.65	5.61	7.14	3.19	8.64	4.83	7.40	5.06
Germans	6.70	4.86	5.19	4.42	7.00	7.09	7.06	4.29	4.31	8.87	6.30	2.51	6.12	4.53	4.92
Other ethnic groups	11.29	9.71	6.69	7.01	6.75	12.20	10.89	8.98	7.64	8.88	10.33	8.41	4.27	6.32	4.44
Rural population															
Total	12.86	12.37	11.68	11.54	10.90	14.28	13.81	12.73	13.16	12.44	11.36	10.85	10.55	9.80	9.28
Kazakhs	13.33	12.81	12.01	11.79	11.10	14.96	14.36	13.10	13.43	12.68	11.59	11.16	10.85	10.03	9.43
Russians	13.13	12.65	12.17	12.33	12.65	14.37	13.58	13.00	14.21	14.46	11.81	11.68	11.25	10.34	10.71
Uzbeks	11.49	12.42	10.80	12.53	10.20	13.04	14.84	12.28	13.95	11.14	9.88	9.97	9.25	11.02	9.21
Ukrainians	12.96	6.07	9.96	8.26	10.84	9.26	4.61	10.46	9.31	5.22	16.81	7.68	9.45	7.13	16.90
Uigurs	10.10	8.29	8.74	7.25	9.18	10.94	10.31	7.35	10.19	11.74	9.19	6.15	10.31	4.10	6.59
Tatars	7.98	9.59	1.42	7.02	4.64	10.87	11.17	0.00	8.24	8.96	5.21	8.06	2.88	5.75	0.00
Germans	9.43	7.69	7.00	10.55	5.11	6.82	9.01	9.88	11.00	7.55	12.24	6.38	3.94	10.07	2.82
Other ethnic groups	8.75	9.02	9.87	8.46	8.24	8.72	8.80	11.09	9.54	9.86	8.77	9.26	8.57	7.30	6.55

Continuation

7.5 Infant mortality

	Number of deaths, people														
	boys and girls					boys					girls				
	2014	2015	2016	2017	2018	2014	2015	2016	2017	2018	2014	2015	2016	2017	2018
Total															
Republic of Kazakhstan	3907	3751	3438	3109	3184	2216	2147	1967	1771	1892	1691	1604	1471	1338	1292
Akmola	119	103	88	95	70	70	53	46	54	36	49	50	42	41	34
Aktobe	193	193	169	139	169	103	111	101	64	99	90	82	68	75	70
Almaty	426	400	381	384	351	234	239	219	225	205	192	161	162	159	146
Atyrau	149	129	148	117	181	80	65	73	64	109	69	64	75	53	72
Batys Kazakhstan	121	108	107	86	86	70	54	65	47	57	51	54	42	39	29
Zhambyl	310	316	248	220	199	170	181	146	136	118	140	135	102	84	81
Karagandy	224	212	195	181	174	139	131	116	107	109	85	81	79	74	65
Kostanai	149	135	112	123	120	82	76	57	76	75	67	59	55	47	45
Kyzylorda	253	211	190	164	174	138	119	104	89	106	115	92	86	75	68
Mangystau	173	177	187	150	194	104	110	107	91	105	69	67	80	59	89
Pavlodar	109	89	101	93	66	57	49	57	56	37	52	40	44	37	29
Soltustik Kazakhstan	71	64	55	67	78	41	33	33	33	52	30	31	22	34	26
Turkistan*	938	913	813	528	468	548	528	481	313	280	390	385	332	215	188
Shygys Kazakhstan	264	225	218	162	175	143	130	121	92	96	121	95	97	70	79
Nur-Sultan city	165	197	186	167	179	97	112	99	94	115	68	85	87	73	64
Almaty city	243	279	240	218	276	140	156	142	121	159	103	123	98	97	117
Shymkent city	-	-	-	215	224	-	-	-	109	134	-	-	-	106	90
Urban population															
Republic of Kazakhstan	2222	2177	1936	1709	1846	1252	1236	1123	939	1111	970	941	813	770	735
Akmola	60	61	46	39	40	36	31	26	17	21	24	30	20	22	19
Aktobe	136	122	112	89	130	72	66	71	38	80	64	56	41	51	50
Almaty	101	110	106	84	86	46	63	66	50	48	55	47	40	34	38
Atyrau	69	62	79	68	88	37	36	36	36	47	32	26	43	32	41
Batys Kazakhstan	68	62	58	52	50	35	29	36	25	34	33	33	22	27	16
Zhambyl	167	177	125	103	81	92	104	78	66	52	75	73	47	37	29
Karagandy	166	165	158	151	136	102	102	93	90	87	64	63	65	61	49
Kostanai	78	85	63	64	68	42	49	30	35	43	36	36	33	29	25
Kyzylorda	129	120	116	80	97	72	73	68	42	61	57	47	48	38	36
Mangystau	91	64	76	55	76	56	35	47	33	40	35	29	29	22	36
Pavlodar	69	60	67	70	50	33	32	35	43	28	36	28	32	27	22
Soltustik Kazakhstan	31	30	21	32	37	17	16	10	12	23	14	14	11	20	14
Turkistan*	480	434	351	136	118	282	249	211	77	74	198	185	140	59	44
Shygys Kazakhstan	169	149	132	86	110	93	83	75	51	65	76	66	57	35	45
Nur-Sultan city	165	197	186	167	179	97	112	99	94	115	68	85	87	73	64
Almaty city	243	279	240	218	276	140	156	142	121	159	103	123	98	97	117
Shymkent city	-	-	-	215	224	-	-	-	109	134	-	-	-	106	90
Rural population															
Republic of Kazakhstan	1685	1574	1502	1400	1338	964	911	844	832	781	721	663	658	568	557
Akmola	59	42	42	56	30	34	22	20	37	15	25	20	22	19	15
Aktobe	57	71	57	50	39	31	45	30	26	19	26	26	27	24	20
Almaty	325	290	275	300	265	188	176	153	175	157	137	114	122	125	108
Atyrau	80	67	69	49	93	43	29	37	28	62	37	38	32	21	31
Batys Kazakhstan	53	46	49	34	36	35	25	29	22	23	18	21	20	12	13
Zhambyl	143	139	123	117	118	78	77	68	70	66	65	62	55	47	52
Karagandy	58	47	37	30	38	37	29	23	17	22	21	18	14	13	16
Kostanai	71	50	49	59	52	40	27	27	41	32	31	23	22	18	20
Kyzylorda	124	91	74	84	77	66	46	36	47	45	58	45	38	37	32
Mangystau	82	113	111	95	118	48	75	60	58	65	34	38	51	37	53
Pavlodar	40	29	34	23	16	24	17	22	13	9	16	12	12	10	7
Soltustik Kazakhstan	40	34	34	35	41	24	17	23	21	29	16	17	11	14	12
Turkistan*	458	479	462	392	350	266	279	270	236	206	192	200	192	156	144
Shygys Kazakhstan	95	76	86	76	65	50	47	46	41	31	45	29	40	35	34

	Per 1000 births														
	boys and girls					boys					girls				
	2014	2015	2016	2017	2018	2014	2015	2016	2017	2018	2014	2015	2016	2017	2018
Total															
Republic of Kazakhstan	9.83	9.41	8.59	7.93	8.03	10.82	10.46	9.50	8.74	9.25	8.79	8.30	7.61	7.06	6.74
Akmola	9.29	8.11	7.03	7.69	5.64	10.67	8.11	7.11	8.45	5.64	7.85	8.12	6.94	6.87	5.64
Aktobe	9.91	9.68	8.54	7.22	8.66	10.11	10.70	9.89	6.45	9.86	9.67	8.57	7.10	8.05	7.39
Almaty	8.57	8.15	7.54	7.66	6.98	9.12	9.47	8.33	8.66	7.94	7.98	6.75	6.68	6.59	5.96
Atyrau	9.13	7.86	8.87	7.10	10.69	9.48	7.68	8.49	7.52	12.44	8.75	8.04	9.28	6.64	8.80
Batys Kazakhstan	9.31	8.32	8.14	6.66	6.61	10.42	8.06	9.44	7.06	8.51	8.13	8.59	6.71	6.25	4.59
Zhambyl	10.52	11.05	8.80	8.21	7.39	11.27	12.30	10.13	9.87	8.50	9.73	9.72	7.42	6.47	6.21
Karagandy	9.00	8.63	8.12	7.89	7.59	10.87	10.38	9.42	9.14	9.13	7.03	6.78	6.75	6.59	5.91
Kostanai	11.63	10.57	9.07	10.42	10.30	12.51	11.54	8.89	12.37	12.55	10.72	9.54	9.25	8.29	7.93
Kyzylorda	12.51	10.66	9.83	8.61	9.09	13.26	11.61	10.31	9.02	10.71	11.71	9.62	9.30	8.18	7.35
Mangystau	9.12	9.19	9.48	7.70	9.81	10.60	11.02	10.49	9.01	10.21	7.54	7.22	8.41	6.29	9.38
Pavlodar	8.35	6.95	7.99	7.67	5.55	8.48	7.50	8.71	8.89	6.09	8.22	6.37	7.21	6.35	4.99
Soltustik Kazakhstan	8.62	7.85	7.11	9.01	10.81	9.71	7.77	8.30	8.76	14.01	7.48	7.92	5.86	9.27	7.41
Turkistan*	11.49	11.17	9.98	9.83	8.67	13.04	12.56	11.42	11.31	10.07	9.85	9.70	8.43	8.25	7.19
Shygys Kazakhstan	11.18	9.77	9.51	7.28	7.99	11.74	11.02	10.15	8.00	8.44	10.59	8.46	8.81	6.50	7.48
Nur-Sultan city	6.96	7.61	6.75	5.92	6.17	7.93	8.49	6.99	6.41	7.70	5.94	6.69	6.49	5.39	4.54
Almaty city	8.27	8.99	7.58	6.93	8.36	9.18	9.68	8.70	7.40	9.34	7.28	8.25	6.39	6.42	7.32
Shymkent city	-	-	-	8.37	8.37	-	-	-	8.18	9.60	-	-	-	8.58	7.04
Urban population															
Republic of Kazakhstan	10.07	9.66	8.45	7.44	7.90	10.98	10.63	9.48	7.91	9.20	9.09	8.62	7.34	6.94	6.51
Akmola	8.88	9.04	6.84	5.90	6.20	10.37	8.87	7.48	4.95	6.24	7.32	9.21	6.15	6.93	6.15
Aktobe	10.68	9.23	8.52	6.13	9.06	10.77	9.59	10.42	5.04	10.76	10.57	8.84	6.48	7.30	7.26
Almaty	8.09	8.63	8.40	6.61	6.85	7.19	9.60	10.07	7.64	7.48	9.04	7.61	6.61	5.52	6.20
Atyrau	8.45	7.57	9.22	7.46	9.67	8.73	8.69	8.17	7.57	9.99	8.13	6.43	10.34	7.34	9.32
Batys Kazakhstan	9.87	8.90	7.89	7.04	6.62	9.85	8.10	9.36	6.56	8.79	9.90	9.74	6.27	7.57	4.34
Zhambyl	14.65	15.60	11.05	9.42	7.13	15.76	17.57	13.46	11.82	8.88	13.49	13.42	8.51	6.92	5.27
Karagandy	8.40	8.44	8.19	8.23	7.39	10.03	10.19	9.44	9.65	9.00	6.67	6.60	6.88	6.76	5.59
Kostanai	10.96	11.89	8.95	9.40	9.97	11.52	13.13	8.28	10.02	12.48	10.36	10.53	9.66	8.75	7.43
Kyzylorda	13.80	12.96	12.56	8.81	10.50	14.89	15.17	14.01	8.95	12.65	12.63	10.57	10.95	8.67	8.17
Mangystau	9.98	7.71	8.77	6.06	8.59	11.95	8.13	10.57	7.09	8.74	7.93	7.26	6.88	4.98	8.43
Pavlodar	7.69	6.70	7.58	8.29	6.01	7.15	6.98	7.59	9.71	6.58	8.27	6.40	7.57	6.73	5.41
Soltustik Kazakhstan	8.00	7.73	5.55	8.92	10.38	8.33	7.92	5.14	6.69	12.55	7.61	7.54	6.00	11.20	8.09
Turkistan*	13.28	11.49	9.08	10.15	8.40	15.09	12.75	10.54	11.15	10.29	11.33	10.14	7.51	9.08	6.40
Shygys Kazakhstan	11.59	10.28	9.02	6.05	7.75	12.50	11.15	9.86	6.95	8.75	10.65	9.35	8.10	5.09	6.63
Nur-Sultan city	6.96	7.61	6.75	5.92	6.17	7.93	8.49	6.99	6.41	7.70	5.94	6.69	6.49	5.39	4.54
Almaty city	8.27	8.99	7.58	6.93	8.36	9.18	9.68	8.70	7.40	9.34	7.28	8.25	6.39	6.42	7.32
Shymkent city	-	-	-	8.37	8.37	-	-	-	8.18	9.60	-	-	-	8.58	7.04
Rural population															
Republic of Kazakhstan	9.53	9.08	8.77	8.61	8.21	10.60	10.22	9.53	9.90	9.31	8.40	7.87	7.95	7.23	7.05
Akmola	9.74	7.06	7.25	9.74	5.03	10.99	7.22	6.69	12.51	4.98	8.44	6.90	7.87	6.80	5.08
Aktobe	8.45	10.55	8.57	10.59	7.69	8.87	12.89	8.82	10.85	7.30	8.01	8.03	8.30	10.32	8.10
Almaty	8.73	7.97	7.26	8.02	7.02	9.77	9.42	7.76	9.00	8.09	7.61	6.45	6.71	6.96	5.88
Atyrau	9.83	8.15	8.53	6.66	11.85	10.27	6.71	8.88	7.43	15.31	9.35	9.70	8.16	5.85	8.15
Batys Kazakhstan	8.70	7.62	8.42	6.14	6.59	11.10	8.00	9.54	7.72	8.13	6.13	7.21	7.17	4.48	4.94
Zhambyl	7.92	8.03	7.29	7.38	7.55	8.43	8.72	7.89	8.53	8.18	7.38	7.31	6.67	6.14	6.88
Karagandy	11.34	9.37	7.82	6.54	8.39	14.14	11.13	9.33	7.16	9.54	8.40	7.45	6.18	5.88	7.21
Kostanai	12.48	8.89	9.24	11.78	10.76	13.71	9.45	9.68	15.47	12.63	11.16	8.31	8.73	7.59	8.69
Kyzylorda	11.40	8.61	7.33	8.43	7.76	11.85	8.45	6.88	9.07	8.84	10.96	8.77	7.80	7.74	6.61
Mangystau	8.33	10.43	10.05	9.10	10.86	9.37	13.28	10.44	10.63	11.47	7.20	7.37	9.62	7.42	10.19
Pavlodar	9.82	7.51	8.92	6.24	4.48	11.43	8.73	11.37	6.95	4.95	8.12	6.28	6.39	5.51	4.00
Soltustik Kazakhstan	9.17	7.96	8.60	9.11	11.20	10.96	7.65	11.32	10.71	15.41	7.37	8.25	5.72	7.44	6.72
Turkistan*	10.13	10.89	10.78	9.71	8.77	11.47	12.39	12.23	11.34	10.00	8.71	9.31	9.23	7.97	7.46
Shygys Kazakhstan	10.52	8.86	10.39	9.45	8.39	10.55	10.68	10.66	9.87	7.81	10.44	6.94	10.08	9.00	9.01

7.6 Infant mortality by ethnic groups

	Number of deaths, people														
	boys and girls					boys					girls				
	2014	2015	2016	2017	2018	2014	2015	2016	2017	2018	2014	2015	2016	2017	2018
Total															
Total	3907	3751	3438	3109	3184	2216	2147	1967	1771	1892	1691	1604	1471	1338	1292
Kazakhs	3079	2969	2746	2478	2533	1754	1700	1568	1411	1527	1325	1269	1178	1067	1006
Russians	394	412	368	300	329	209	235	201	170	176	185	177	167	130	153
Uzbeks	154	137	114	138	117	93	83	74	80	61	61	54	40	58	56
Ukrainians	41	25	28	26	26	19	11	15	13	13	22	14	13	13	13
Uigurs	43	33	31	28	35	24	23	15	23	21	19	10	16	5	14
Tatars	24	16	16	18	15	20	7	10	9	9	4	9	6	9	6
Germans	29	19	16	20	18	14	12	8	10	13	15	7	8	10	5
Other ethnic groups	139	139	112	95	93	80	76	73	51	58	59	63	39	44	35
Not specified	4	1	7	6	18	3	0	3	4	14	1	1	4	2	4
Urban population															
Total	2222	2177	1936	1709	1846	1252	1236	1123	939	1111	970	941	813	770	735
Kazakhs	1700	1675	1514	1335	1440	956	947	879	736	882	744	728	635	599	558
Russians	278	311	268	215	235	148	180	145	117	122	130	131	123	98	113
Uzbeks	84	68	51	63	59	52	39	36	37	32	32	29	15	26	27
Ukrainians	25	16	16	15	11	13	7	9	6	9	12	9	7	9	2
Uigurs	15	11	11	10	14	8	8	6	9	8	7	3	5	1	6
Tatars	18	12	15	14	13	16	5	10	6	7	2	7	5	8	6
Germans	15	11	8	8	12	9	8	3	4	8	6	3	5	4	4
Other ethnic groups	83	72	47	43	47	47	42	32	20	31	36	30	15	23	16
Not specified	4	1	6	6	15	3	0	3	4	12	1	1	3	2	3
Rural population															
Total	1685	1574	1502	1400	1338	964	911	844	832	781	721	663	658	568	557
Kazakhs	1379	1294	1232	1143	1093	798	753	689	675	645	581	541	543	468	448
Russians	116	101	100	85	94	61	55	56	53	54	55	46	44	32	40
Uzbeks	70	69	63	75	58	41	44	38	43	29	29	25	25	32	29
Ukrainians	16	9	12	11	15	6	4	6	7	4	10	5	6	4	11
Uigurs	28	22	20	18	21	16	15	9	14	13	12	7	11	4	8
Tatars	6	4	1	4	2	4	2	0	3	2	2	2	1	1	0
Germans	14	8	8	12	6	5	4	5	6	5	9	4	3	6	1
Other ethnic groups	56	67	65	52	46	33	34	41	31	27	23	33	24	21	19
Not specified	0	0	1	0	3	0	0	0	0	2	0	0	1	0	1

Continuation

	Per 1000 births														
	boys and girls					boys					girls				
	2014	2015	2016	2017	2018	2014	2015	2016	2017	2018	2014	2015	2016	2017	2018
Total															
Total	9.83	9.41	8.59	7.93	8.03	10.82	10.46	9.50	8.74	9.25	8.79	8.30	7.61	7.06	6.74
Kazakhs	10.30	9.85	9.01	8.21	8.22	11.39	10.92	9.94	9.04	9.59	9.15	8.70	8.01	7.33	6.76
Russians	8.65	9.35	8.69	7.57	8.73	8.92	10.42	9.19	8.34	9.11	8.37	8.23	8.16	6.75	8.34
Uzbeks	9.63	8.43	6.87	8.51	7.06	11.24	10.01	8.69	9.54	7.19	7.90	6.80	4.95	7.40	6.93
Ukrainians	8.71	5.40	6.41	6.36	6.52	7.90	4.61	6.61	6.24	6.42	9.53	6.24	6.19	6.50	6.63
Uigurs	6.93	5.27	4.96	4.57	5.64	7.43	7.17	4.52	7.28	6.66	6.38	3.29	5.42	1.68	4.58
Tatars	7.21	4.77	4.87	5.65	4.83	11.87	4.08	5.96	5.56	5.64	2.43	5.48	3.71	5.74	3.95
Germans	6.83	4.71	4.10	5.40	5.08	6.50	5.85	4.01	5.30	7.23	7.18	3.53	4.20	5.50	2.85
Other ethnic groups	7.73	7.58	6.27	5.80	6.44	8.62	7.95	7.93	6.11	8.11	6.78	7.16	4.50	5.46	4.67
Urban population															
Total	10.07	9.66	8.45	7.44	7.90	10.98	10.63	9.48	7.91	9.20	9.09	8.62	7.34	6.94	6.51
Kazakhs	10.68	10.21	8.97	7.73	8.06	11.63	11.17	10.07	8.23	9.53	9.67	9.19	7.79	7.18	6.48
Russians	8.19	9.40	8.43	7.22	8.35	8.48	10.62	8.84	7.65	8.48	7.88	8.12	7.98	6.76	8.22
Uzbeks	11.51	8.53	6.23	7.77	6.94	13.71	9.50	8.54	8.81	7.38	9.11	7.52	3.77	6.65	6.48
Ukrainians	8.37	5.37	5.61	5.76	4.38	8.45	4.60	6.00	4.61	7.13	8.19	6.17	5.18	6.96	1.61
Uigurs	4.96	3.42	3.47	3.23	4.42	5.05	4.86	3.57	5.63	4.93	4.85	1.93	3.33	0.66	3.88

	Per 1000 births														
	boys and girls					boys					girls				
	2014	2015	2016	2017	2018	2014	2015	2016	2017	2018	2014	2015	2016	2017	2018
Tatars	6.99	4.57	5.83	5.65	5.31	12.16	3.68	7.62	4.77	5.55	1.57	5.51	3.97	6.56	5.02
Germans	5.90	4.45	3.46	3.54	5.55	7.06	6.28	2.57	3.45	7.09	4.73	2.51	4.37	3.63	3.78
Other ethnic groups	9.71	8.06	5.40	5.70	7.31	10.67	8.99	7.14	5.38	9.75	8.69	7.04	3.56	6.04	4.66
Rural population															
Total	9.53	9.08	8.77	8.61	8.21	10.60	10.22	9.53	9.90	9.31	8.40	7.87	7.95	7.23	7.05
Kazakhs	9.87	9.40	9.05	8.85	8.44	11.10	10.62	9.77	10.10	9.65	8.57	8.10	8.27	7.51	7.15
Russians	10.01	9.18	9.51	8.62	9.86	10.19	9.76	10.23	10.42	10.96	9.81	8.57	8.72	6.71	8.70
Uzbeks	8.25	8.33	7.51	9.24	7.21	9.41	10.51	8.84	10.27	7.02	7.04	6.11	6.08	8.14	7.42
Ukrainians	9.34	5.46	7.91	7.54	10.21	6.86	4.61	7.84	9.33	5.25	11.92	6.40	8.03	5.65	15.55
Uigurs	8.78	7.25	6.48	5.93	6.89	9.69	9.63	5.51	8.89	8.43	7.81	4.73	7.56	2.73	5.30
Tatars	7.98	5.44	1.40	5.62	3.09	10.87	5.59	0.00	8.24	5.97	5.21	5.29	2.88	2.87	0.00
Germans	8.24	5.12	5.10	8.31	4.35	5.68	5.15	6.28	8.25	7.42	10.98	5.10	3.94	8.40	1.41
Other ethnic groups	5.94	7.12	7.09	5.88	5.60	6.81	6.96	8.68	6.81	6.48	5.04	7.27	5.39	4.90	4.68

7.7 Perinatal mortality

	Number of stillbirths and deaths in the first 7 days, people														
	perinatal mortality					stillbirths					deaths in the first 7 days				
	2014	2015	2016	2017	2018	2014	2015	2016	2017	2018	2014	2015	2016	2017	2018
Total															
Republic of Kazakhstan	4879	4604	4591	4349	4289	3364	3205	3355	3358	3243	1515	1399	1236	991	1046
Akmola	198	169	144	114	115	146	139	112	89	87	52	30	32	25	28
Aktobe	219	223	260	234	224	143	143	183	182	169	76	80	77	52	55
Almaty	392	456	507	492	496	214	279	355	363	369	178	177	152	129	127
Atyrau	166	146	161	149	128	118	113	118	112	85	48	33	43	37	43
Batys Kazakhstan	192	147	169	164	149	143	102	125	124	116	49	45	44	40	33
Zhambyl	354	304	291	240	249	220	181	216	176	198	134	123	75	64	51
Karagandy	298	257	278	306	267	205	180	204	243	198	93	77	74	63	69
Kostanai	200	170	170	179	177	146	116	140	133	136	54	54	30	46	41
Kyzylorda	308	285	247	242	209	223	201	176	195	162	85	84	71	47	47
Mangystau	183	170	142	100	121	121	112	67	39	51	62	58	75	61	70
Pavlodar	162	140	148	138	126	130	111	112	102	96	32	29	36	36	30
Soltustik Kazakhstan	105	92	93	71	91	74	74	66	53	67	31	18	27	18	24
Turkistan*	1253	1210	1131	784	748	953	913	896	655	638	300	297	235	129	110
Shygys Kazakhstan	377	300	310	281	255	237	204	217	219	192	140	96	93	62	63
Nur-Sultan city	214	274	253	243	229	149	190	186	190	162	65	84	67	53	67
Almaty city	258	261	287	252	311	142	147	182	174	188	116	114	105	78	123
Shymkent city	-	-	-	360	394	-	-	-	309	329	-	-	-	51	65
Urban population															
Republic of Kazakhstan	2773	2706	2604	2474	2474	1840	1803	1841	1896	1791	933	903	763	578	683
Akmola	106	91	72	49	57	79	68	51	40	39	27	23	21	9	18
Aktobe	153	144	177	159	168	92	87	121	126	126	61	57	56	33	42
Almaty	89	113	132	128	128	50	63	90	97	94	39	50	42	31	34
Atyrau	81	82	68	78	59	53	63	50	58	42	28	19	18	20	17
Batys Kazakhstan	90	92	88	96	81	60	62	60	71	62	30	30	28	25	19
Zhambyl	184	173	160	118	118	91	85	104	77	87	93	88	56	41	31
Karagandy	231	214	227	240	215	163	145	165	188	156	68	69	62	52	59
Kostanai	99	86	80	97	90	65	51	61	74	66	34	35	19	23	24
Kyzylorda	157	160	129	110	102	118	101	78	87	70	39	59	51	23	32
Mangystau	106	66	61	40	52	72	42	25	16	16	34	24	36	24	36
Pavlodar	96	90	93	96	87	71	68	70	65	63	25	22	23	31	24
Soltustik Kazakhstan	44	35	39	37	40	32	26	29	26	28	12	9	10	11	12
Turkistan*	633	609	546	196	186	476	465	438	160	154	157	144	108	36	32
Shygys Kazakhstan	232	216	192	175	157	127	140	131	138	109	105	76	61	37	48
Nur-Sultan city	214	274	253	243	229	149	190	186	190	162	65	84	67	53	67
Almaty city	258	261	287	252	311	142	147	182	174	188	116	114	105	78	123

Continuation

	Number of stillbirths and deaths in the first 7 days, people														
	perinatal mortality					stillbirths					deaths in the first 7 days				
	2014	2015	2016	2017	2018	2014	2015	2016	2017	2018	2014	2015	2016	2017	2018
Shymkent city	-	-	-	360	394	-	-	-	309	329	-	-	-	51	65
Rural population															
Republic of Kazakhstan	2106	1898	1987	1875	1815	1524	1402	1514	1462	1452	582	496	473	413	363
Akmola	92	78	72	65	58	67	71	61	49	48	25	7	11	16	10
Aktobe	66	79	83	75	56	51	56	62	56	43	15	23	21	19	13
Almaty	303	343	375	364	368	164	216	265	266	275	139	127	110	98	93
Atyrau	85	64	93	71	69	65	50	68	54	43	20	14	25	17	26
Batys Kazakhstan	102	55	81	68	68	83	40	65	53	54	19	15	16	15	14
Zhambyl	170	131	131	122	131	129	96	112	99	111	41	35	19	23	20
Karagandy	67	43	51	66	52	42	35	39	55	42	25	8	12	11	10
Kostanai	101	84	90	82	87	81	65	79	59	70	20	19	11	23	17
Kyzylorda	151	125	118	132	107	105	100	98	108	92	46	25	20	24	15
Mangystau	77	104	81	60	69	49	70	42	23	35	28	34	39	37	34
Pavlodar	66	50	55	42	39	59	43	42	37	33	7	7	13	5	6
Soltustik Kazakhstan	61	57	54	34	51	42	48	37	27	39	19	9	17	7	12
Turkistan*	620	601	585	588	562	477	448	458	495	484	143	153	127	93	78
Shygys Kazakhstan	145	84	118	106	98	110	64	86	81	83	35	20	32	25	15

Continuation

	Per 1000 live births and stillbirths										Per 1000 live births				
	perinatal mortality					stillbirths					deaths in the first 7 days				
	2014	2015	2016	2017	2018	2014	2015	2016	2017	2018	2014	2015	2016	2017	2018
Total															
Republic of Kazakhstan	12.12	11.46	11.36	11.05	10.69	8.35	7.98	8.30	8.53	8.09	3.79	3.51	3.08	2.54	2.63
Akmola	15.29	13.19	11.42	9.20	9.19	11.28	10.85	8.88	7.18	6.95	4.06	2.37	2.56	2.03	2.25
Aktobe	11.08	11.08	13.03	12.11	11.33	7.23	7.11	9.17	9.42	8.55	3.87	4.00	3.89	2.72	2.81
Almaty	7.80	9.26	9.90	9.77	9.77	4.26	5.67	6.93	7.21	7.27	3.56	3.62	2.99	2.58	2.52
Atyrau	10.06	8.83	9.56	9.00	7.48	7.15	6.83	7.00	6.77	4.97	2.93	2.01	2.57	2.25	2.52
Batys Kazakhstan	14.56	11.24	12.70	12.63	11.30	10.85	7.80	9.39	9.55	8.80	3.76	3.47	3.34	3.11	2.53
Zhambyl	11.88	10.63	10.27	9.01	9.12	7.38	6.33	7.62	6.61	7.25	4.53	4.33	2.67	2.42	1.88
Karagandy	11.86	10.41	11.51	13.33	11.53	8.16	7.29	8.45	10.58	8.55	3.73	3.14	3.09	2.77	3.01
Kostanai	15.49	13.19	13.68	15.08	15.04	11.31	9.00	11.26	11.21	11.56	4.23	4.23	2.44	3.92	3.53
Kyzylorda	14.97	14.34	12.71	12.62	10.80	10.84	10.11	9.06	10.17	8.37	4.18	4.27	3.69	2.48	2.45
Mangystau	9.52	8.76	7.15	5.15	6.07	6.30	5.77	3.37	2.01	2.56	3.25	3.00	3.79	3.15	3.52
Pavlodar	12.30	10.87	11.63	11.38	10.54	9.87	8.62	8.80	8.41	8.03	2.45	2.27	2.85	2.99	2.53
Soltustik Kazakhstan	12.67	11.21	11.98	9.54	12.53	8.93	9.02	8.51	7.12	9.23	3.77	2.21	3.51	2.44	3.34
Turkistan*	15.11	14.65	13.73	14.54	13.66	11.49	11.05	10.88	12.15	11.65	3.66	3.63	2.88	2.42	2.03
Shygys Kazakhstan	15.73	12.99	13.40	12.55	11.56	9.89	8.83	9.38	9.78	8.71	5.90	4.19	4.06	2.80	2.88
Nur-Sultan city	8.83	10.41	9.03	8.54	7.80	6.15	7.22	6.64	6.67	5.52	2.70	3.21	2.41	1.87	2.30
Almaty city	8.65	8.34	9.00	7.98	9.30	4.76	4.70	5.71	5.51	5.62	3.91	3.66	3.31	2.48	3.70
Shymkent city	-	-	-	13.82	14.42	-	-	-	11.86	12.04	-	-	-	1.98	2.41
Urban population															
Republic of Kazakhstan	12.34	11.89	11.24	10.71	10.45	8.19	7.92	7.95	8.21	7.56	4.19	4.00	3.32	2.52	2.91
Akmola	15.50	13.35	10.62	7.42	8.80	11.55	9.98	7.52	6.06	6.02	3.99	3.41	3.12	1.37	2.80
Aktobe	11.83	10.79	13.36	10.88	11.35	7.11	6.52	9.13	8.62	8.51	4.75	4.30	4.27	2.28	2.86
Almaty	7.02	8.81	10.41	9.98	10.17	3.95	4.91	7.10	7.56	7.47	3.09	3.92	3.34	2.43	2.72
Atyrau	9.88	9.92	7.81	8.56	6.35	6.46	7.62	5.74	6.36	4.52	3.44	2.32	2.08	2.21	1.84
Batys Kazakhstan	12.97	13.06	11.75	12.88	10.55	8.65	8.80	8.01	9.53	8.08	4.36	4.30	3.77	3.39	2.50
Zhambyl	15.97	15.14	14.02	10.78	10.22	7.90	7.44	9.11	7.04	7.53	8.14	7.76	4.95	3.77	2.70
Karagandy	11.58	10.88	11.68	13.09	11.56	8.17	7.37	8.49	10.25	8.39	3.44	3.53	3.22	2.87	3.20
Kostanai	13.83	11.93	11.30	14.14	13.06	9.08	7.08	8.61	10.79	9.57	4.79	4.89	2.71	3.39	3.52
Kyzylorda	16.47	17.14	13.85	12.05	10.91	12.38	10.82	8.37	9.53	7.49	4.14	6.39	5.52	2.54	3.45
Mangystau	11.42	8.05	6.94	4.37	5.91	7.76	5.12	2.84	1.75	1.82	3.69	2.94	4.11	2.62	4.10
Pavlodar	10.61	9.98	10.48	11.36	10.39	7.84	7.54	7.89	7.69	7.52	2.78	2.46	2.61	3.70	2.89
Soltustik Kazakhstan	11.25	8.96	10.24	10.32	11.13	8.18	6.66	7.62	7.25	7.79	3.09	2.32	2.65	3.09	3.37

Continuation

	Per 1000 live births and stillbirths										Per 1000 live births				
	perinatal mortality					stillbirths					deaths in the first 7 days				
	2014	2015	2016	2017	2018	2014	2015	2016	2017	2018	2014	2015	2016	2017	2018
Turkistan*	16.72	15.90	13.91	14.46	12.94	12.57	12.14	11.16	11.81	10.71	4.20	3.81	2.78	2.69	2.25
Shygys Kazakhstan	15.72	14.77	12.98	12.24	10.97	8.60	9.57	8.86	9.65	7.62	7.17	5.25	4.16	2.61	3.38
Nur-Sultan city	8.83	10.41	9.03	8.54	7.80	6.15	7.22	6.64	6.67	5.52	2.70	3.21	2.41	1.87	2.30
Almaty city	8.65	8.34	9.00	7.98	9.30	4.76	4.70	5.71	5.51	5.62	3.91	3.66	3.31	2.48	3.70
Shymkent city	-	-	-	13.82	14.42	-	-	-	11.86	12.04	-	-	-	1.98	2.41
Rural population															
Republic of Kazakhstan	11.83	10.90	11.52	11.53	11.05	8.56	8.06	8.78	8.99	8.84	3.30	2.87	2.77	2.56	2.23
Akmola	15.06	13.00	12.35	11.22	9.61	10.97	11.84	10.46	8.46	7.95	4.14	1.18	1.91	2.79	1.67
Aktobe	9.66	11.66	12.38	15.93	11.29	7.47	8.27	9.25	11.89	8.67	2.21	3.42	3.16	4.08	2.64
Almaty	8.07	9.42	9.73	9.71	9.64	4.37	5.93	6.87	7.09	7.20	3.72	3.51	2.87	2.63	2.45
Atyrau	10.23	7.74	11.43	9.54	8.82	7.83	6.04	8.36	7.26	5.50	2.43	1.70	3.10	2.30	3.34
Batys Kazakhstan	16.34	9.12	13.92	12.29	12.35	13.29	6.63	11.17	9.58	9.81	3.08	2.50	2.78	2.74	2.57
Zhambyl	9.30	7.63	7.74	7.77	8.31	7.06	5.59	6.62	6.31	7.04	2.26	2.05	1.13	1.47	1.28
Karagandy	12.96	8.59	10.79	14.28	11.42	8.12	6.99	8.25	11.90	9.22	4.88	1.61	2.56	2.41	2.22
Kostanai	17.57	14.79	16.83	16.36	17.85	14.09	11.45	14.77	11.77	14.36	3.53	3.38	2.09	4.64	3.54
Kyzylorda	13.66	11.86	11.66	13.13	10.69	9.50	9.48	9.69	10.75	9.19	4.20	2.39	2.00	2.41	1.51
Mangystau	7.75	9.27	7.32	5.85	6.19	4.93	6.24	3.79	2.24	3.14	2.83	3.05	3.54	3.62	3.06
Pavlodar	16.02	12.94	14.28	11.42	10.90	14.32	11.13	10.91	10.06	9.22	1.72	1.83	3.41	1.37	1.69
Soltustik Kazakhstan	13.93	13.25	13.66	8.82	13.91	9.59	11.16	9.36	7.00	10.64	4.38	2.12	4.34	1.83	3.31
Turkistan*	13.76	13.56	13.57	14.57	13.91	10.58	10.11	10.63	12.27	11.98	3.21	3.49	2.98	2.33	1.95
Shygys Kazakhstan	15.76	9.91	14.14	13.11	12.66	11.96	7.55	10.30	10.02	10.72	3.85	2.38	3.87	3.12	1.96

7.8 Perinatal mortality by ethnic groups

	Number of stillbirths and deaths in the first 7 days, people														
	perinatal mortality					stillbirths					deaths in the first 7 days				
	2014	2015	2016	2017	2018	2014	2015	2016	2017	2018	2014	2015	2016	2017	2018
Total															
Total	4879	4604	4591	4349	4289	3364	3205	3355	3358	3243	1515	1399	1236	991	1046
Kazakhs	3742	3538	3556	3375	3325	2540	2435	2546	2576	2489	1202	1103	1010	799	836
Russians	539	485	496	444	448	379	322	365	341	328	160	163	131	103	120
Uzbeks	203	215	187	189	213	157	171	162	161	177	46	44	25	28	36
Ukrainians	64	56	54	48	39	48	46	43	39	33	16	10	11	9	6
Uigurs	50	45	48	57	59	34	30	37	50	44	16	15	11	7	15
Tatars	37	41	31	35	23	26	37	28	29	19	11	4	3	6	4
Germans	56	52	44	42	30	45	44	36	33	25	11	8	8	9	5
Other ethnic groups	182	165	168	154	142	132	113	136	126	125	50	52	32	28	17
Not specified	6	7	7	5	10	3	7	2	3	3	3	0	5	2	7
Urban population															
Total	2773	2706	2604	2456	2474	1840	1803	1841	1881	1791	933	903	763	575	683
Kazakhs	2062	2023	1963	1835	1906	1340	1320	1349	1389	1368	722	703	614	446	538
Russians	373	370	373	331	300	250	243	274	253	209	123	127	99	78	91
Uzbeks	111	112	84	98	93	89	90	75	84	73	22	22	9	14	20
Ukrainians	42	30	37	39	24	32	24	28	31	21	10	6	9	8	3
Uigurs	27	14	17	26	30	21	8	14	24	22	6	6	3	2	8
Tatars	28	31	26	24	13	19	27	23	20	11	9	4	3	4	2
Germans	27	29	20	21	16	21	24	15	15	13	6	5	5	6	3
Other ethnic groups	97	91	77	77	82	65	61	61	62	71	32	30	16	15	11
Not specified	6	6	7	5	10	3	6	2	3	3	3	0	5	2	7
Rural population															
Total	2106	1898	1987	1893	1815	1524	1402	1514	1477	1452	582	496	473	416	363
Kazakhs	1680	1515	1593	1540	1419	1200	1115	1197	1187	1121	480	400	396	353	298
Russians	166	115	123	113	148	129	79	91	88	119	37	36	32	25	29
Uzbeks	92	103	103	91	120	68	81	87	77	104	24	22	16	14	16
Ukrainians	22	26	17	9	15	16	22	15	8	12	6	4	2	1	3
Uigurs	23	31	31	31	29	13	22	23	26	22	10	9	8	5	7

Continuation

	Number of stillbirths and deaths in the first 7 days, people														
	perinatal mortality					stillbirths					deaths in the first 7 days				
	2014	2015	2016	2017	2018	2014	2015	2016	2017	2018	2014	2015	2016	2017	2018
Tatars	9	10	5	11	10	7	10	5	9	8	2	0	0	2	2
Germans	29	23	24	21	14	24	20	21	18	12	5	3	3	3	2
Other ethnic groups	85	74	91	77	60	67	52	75	64	54	18	22	16	13	6
Not specified	0	1	0	0	0	0	1	0	0	0	0	0	0	0	0

Continuation

	Per 1000 live births and stillbirths										Per 1000 live births				
	perinatal mortality					stillbirths					deaths in the first 7 days				
	2014	2015	2016	2017	2018	2014	2015	2016	2017	2018	2014	2015	2016	2017	2018
Total															
Total	12.12	11.46	11.36	11.05	10.69	8.35	7.98	8.30	8.53	8.09	3.76	3.48	3.06	2.54	2.63
Kazakhs	12.33	11.65	11.54	11.12	10.65	8.36	8.02	8.25	8.49	7.97	3.96	3.63	3.29	2.66	2.70
Russians	11.79	11.01	11.63	11.29	11.87	8.30	7.32	8.54	8.67	8.69	3.49	3.69	3.09	2.64	3.21
Uzbeks	12.55	13.12	11.10	11.59	12.65	9.71	10.45	9.61	9.87	10.51	2.84	2.67	1.48	1.73	2.16
Ukrainians	13.53	11.98	12.32	11.76	9.74	10.15	9.84	9.81	9.56	8.24	3.38	2.14	2.51	2.23	1.51
Uigurs	7.99	7.14	7.63	9.27	9.42	5.43	4.76	5.89	8.13	7.02	2.56	2.38	1.75	1.15	2.41
Tatars	11.06	12.07	9.42	10.92	7.39	7.78	10.89	8.51	9.05	6.10	3.29	1.18	0.91	1.89	1.29
Germans	13.08	12.76	11.23	11.30	8.47	10.51	10.79	9.19	8.88	7.06	2.57	1.96	2.04	2.44	1.42
Other ethnic groups	10.06	8.92	9.37	9.10	8.21	7.29	6.11	7.59	3.73	7.22	2.76	2.81	1.79	1.62	0.99
Urban population															
Total	12.34	11.89	11.24	10.73	10.45	8.19	7.92	7.95	8.22	7.56	4.15	3.97	3.29	2.51	2.91
Kazakhs	12.69	12.23	11.49	10.66	10.52	8.24	7.99	7.88	8.07	7.55	4.45	4.24	3.61	2.58	2.99
Russians	10.97	11.17	11.62	11.25	10.67	7.36	7.35	8.51	8.60	7.43	3.61	3.82	3.11	2.67	3.26
Uzbeks	14.17	13.84	10.07	12.01	10.70	11.36	11.12	8.99	10.29	8.40	2.81	2.72	1.08	1.73	2.32
Ukrainians	13.92	9.98	12.93	15.03	9.54	10.60	7.99	9.79	11.95	8.34	3.31	2.00	3.15	3.09	1.20
Uigurs	8.78	4.29	5.35	8.41	9.40	6.83	2.45	4.41	7.76	6.89	1.95	1.84	0.94	0.65	2.52
Tatars	10.83	11.66	10.10	9.71	5.29	7.35	10.16	8.94	8.09	4.48	3.48	1.50	1.17	1.62	0.82
Germans	10.55	11.62	8.60	9.23	7.42	8.21	9.62	6.45	6.59	6.03	2.34	2.00	2.15	2.65	1.40
Other ethnic groups	11.21	10.08	8.82	9.50	9.63	7.51	6.76	6.99	3.70	8.34	3.70	3.32	1.83	1.75	1.30
Rural population															
Total	11.83	10.90	11.52	11.48	11.05	8.56	8.06	8.78	8.96	8.84	3.27	2.85	2.74	2.58	2.23
Kazakhs	11.90	10.96	11.60	11.73	10.82	8.50	8.06	8.72	9.04	8.55	3.40	2.89	2.88	2.76	2.29
Russians	14.18	10.54	11.68	11.44	15.41	11.02	7.24	8.64	8.91	12.39	3.16	3.30	3.04	2.57	3.06
Uzbeks	11.04	12.42	12.10	11.18	14.74	8.16	9.79	10.22	9.46	12.77	2.88	2.63	1.88	1.74	1.99
Ukrainians	12.84	15.57	11.18	6.05	10.08	9.34	13.17	9.86	5.38	8.06	3.50	2.40	1.31	0.69	2.03
Uigurs	7.23	10.21	9.96	10.13	9.44	4.09	7.24	7.39	8.50	7.16	3.14	2.96	2.57	1.65	2.30
Tatars	11.86	13.51	6.96	15.01	15.27	9.22	13.51	6.96	12.28	12.21	2.64	0.00	0.00	2.81	3.09
Germans	16.85	14.55	15.07	14.56	10.12	13.95	12.65	13.18	12.48	8.68	2.91	1.90	1.88	2.11	1.46
Other ethnic groups	9.00	7.81	9.89	8.71	6.83	7.10	5.49	8.15	3.77	6.14	1.91	2.32	1.74	1.48	0.69

7.9 Deaths by main causes of death

From diseases of the circulatory system

	Number of deaths, people														
	total					male					female				
	2014	2015	2016	2017	2018	2014	2015	2016	2017	2018	2014	2015	2016	2017	2018
Total population															
Republic of Kazakhstan	35861	34099	31837	31535	30573	19060	18218	17789	17528	17420	16801	15881	14048	14007	13153
Akmola	2111	2298	2018	1909	1518	1158	1211	1127	1023	905	953	1087	891	886	613
Aktobe	1400	1518	1410	1199	1127	816	818	799	720	666	584	700	611	479	461
Almaty	3970	2947	2446	2601	2392	2077	1672	1469	1583	1424	1893	1275	977	1018	968
Atyrau	865	760	881	810	666	475	434	509	440	402	390	326	372	370	264
Batys Kazakhstan	1434	1405	1379	1419	1397	717	712	790	802	806	717	693	589	617	591
Zhambyl	2294	2110	1786	1676	1555	1217	1158	1078	1020	940	1077	952	708	656	615

Continuation

	Number of deaths, people														
	total					male					female				
	2014	2015	2016	2017	2018	2014	2015	2016	2017	2018	2014	2015	2016	2017	2018
Karagandy	4335	5104	4535	4342	4433	2111	2441	2245	2103	2210	2224	2663	2290	2239	2223
Kostanai	1902	1648	1577	1623	1441	1010	927	902	924	874	892	721	675	699	567
Kyzylorda	878	1027	1084	961	888	531	649	619	575	562	347	378	465	386	326
Mangystau	459	422	455	390	378	328	279	289	269	253	131	143	166	121	125
Pavlodar	1976	1882	1649	1675	1435	1058	1019	866	900	823	918	863	783	775	612
Soltustik Kazakhstan	2158	1823	1408	1220	1238	1051	893	757	724	754	1107	930	651	496	484
Turkistan*	4264	4155	3996	2735	2541	2299	2243	2272	1560	1505	1965	1912	1724	1175	1036
Shygys Kazakhstan	3886	3276	2783	3002	3556	1999	1702	1647	1714	2008	1887	1574	1136	1288	1548
Nur-Sultan city	1215	1365	1405	1233	1316	692	723	771	658	742	523	642	634	575	574
Almaty city	2714	2359	3025	3378	3423	1521	1337	1649	1790	1838	1193	1022	1376	1588	1585
Shymkent city	-	-	-	1362	1269	-	-	-	723	708	-	-	-	639	561
Urban population															
Republic of Kazakhstan	22425	21910	21273	21357	21180	11752	11611	11587	11493	11703	10673	10299	9686	9864	9477
Akmola	1134	1218	1123	1074	840	609	642	602	560	477	525	576	521	514	363
Aktobe	989	1097	1040	959	945	567	583	563	573	553	422	514	477	386	392
Almaty	1343	1003	832	824	808	691	579	478	475	467	652	424	354	349	341
Atyrau	437	418	444	443	383	246	243	257	251	233	191	175	187	192	150
Batys Kazakhstan	842	807	769	782	799	404	412	426	424	456	438	395	343	358	343
Zhambyl	1355	1164	998	1013	935	666	623	594	602	559	689	541	404	411	376
Karagandy	3725	4357	3855	3808	3859	1810	2055	1916	1808	1915	1915	2302	1939	2000	1944
Kostanai	1070	950	904	984	905	574	529	512	563	537	496	421	392	421	368
Kyzylorda	390	484	512	476	400	244	306	294	278	253	146	178	218	198	147
Mangystau	278	230	282	223	211	196	146	174	149	130	82	84	108	74	81
Pavlodar	1435	1401	1315	1309	1117	748	746	668	684	622	687	655	647	625	495
Soltustik Kazakhstan	978	908	712	653	691	491	423	368	365	412	487	485	344	288	279
Turkistan*	1927	2044	2076	706	767	999	1137	1166	407	440	928	907	910	299	327
Shygys Kazakhstan	2593	2105	1981	2130	2512	1294	1127	1149	1183	1361	1299	978	832	947	1151
Nur-Sultan city	1215	1365	1405	1233	1316	692	723	771	658	742	523	642	634	575	574
Almaty city	2714	2359	3025	3378	3423	1521	1337	1649	1790	1838	1193	1022	1376	1588	1585
Shymkent city	-	-	-	1362	1269	-	-	-	723	708	-	-	-	639	561
Rural population															
Republic of Kazakhstan	13436	12189	10564	10178	9393	7308	6607	6202	6035	5717	6128	5582	4362	4143	3676
Akmola	977	1080	895	835	678	549	569	525	463	428	428	511	370	372	250
Aktobe	411	421	370	240	182	249	235	236	147	113	162	186	134	93	69
Almaty	2627	1944	1614	1777	1584	1386	1093	991	1108	957	1241	851	623	669	627
Atyrau	428	342	437	367	283	229	191	252	189	169	199	151	185	178	114
Batys Kazakhstan	592	598	610	637	598	313	300	364	378	350	279	298	246	259	248
Zhambyl	939	946	788	663	620	551	535	484	418	381	388	411	304	245	239
Karagandy	610	747	680	534	574	301	386	329	295	295	309	361	351	239	279
Kostanai	832	698	673	639	536	436	398	390	361	337	396	300	283	278	199
Kyzylorda	488	543	572	485	488	287	343	325	297	309	201	200	247	188	179
Mangystau	181	192	173	167	167	132	133	115	120	123	49	59	58	47	44
Pavlodar	541	481	334	366	318	310	273	198	216	201	231	208	136	150	117
Soltustik Kazakhstan	1180	915	696	567	547	560	470	389	359	342	620	445	307	208	205
Turkistan*	2337	2111	1920	2029	1774	1300	1106	1106	1153	1065	1037	1005	814	876	709
Shygys Kazakhstan	1293	1171	802	872	1044	705	575	498	531	647	588	596	304	341	397

Continuation

	Per 100,000 people														
	total					male					female				
	2014	2015	2016	2017	2018	2014	2015	2016	2017	2018	2014	2015	2016	2017	2018
Total															
Republic of Kazakhstan	207.43	194.38	178.92	174.83	167.28	228.29	214.90	206.73	200.78	196.79	187.94	175.18	152.88	150.49	139.57
Akmola	286.79	310.34	272.93	259.14	205.48	325.74	338.51	315.23	286.76	252.53	250.40	284.00	233.32	233.22	161.15
Aktobe	171.62	183.18	167.81	140.78	130.49	207.23	204.30	196.66	174.71	159.25	138.39	163.44	140.80	108.97	103.49

Continuation

	Per 100,000 people														
	total					male					female				
	2014	2015	2016	2017	2018	2014	2015	2016	2017	2018	2014	2015	2016	2017	2018
Almaty	200.75	152.32	124.45	130.03	117.94	213.73	175.59	151.68	160.21	141.81	188.21	129.77	97.99	100.56	94.54
Atyrau	150.54	129.26	146.58	131.90	106.18	168.43	150.26	172.21	145.55	130.06	133.29	108.99	121.79	118.66	82.98
Batys Kazakhstan	228.68	221.78	215.72	220.27	215.05	236.71	232.60	255.64	257.23	256.06	221.18	211.66	178.37	185.60	176.49
Zhambyl	210.18	191.02	160.46	150.14	138.67	227.48	213.64	197.20	185.86	170.31	193.55	169.22	125.01	115.60	108.01
Karagandy	315.53	369.46	327.73	314.27	321.34	325.00	373.47	342.57	321.15	337.73	307.03	365.86	314.38	308.06	306.55
Kostanai	215.83	186.70	178.91	184.98	164.84	242.60	222.15	216.18	222.19	210.70	191.85	154.92	145.41	151.46	123.42
Kyzylorda	117.64	135.30	140.94	123.50	112.58	142.42	171.10	160.91	147.57	142.15	92.90	99.55	120.97	99.35	82.87
Mangystau	76.87	68.42	71.68	59.86	56.48	110.55	90.94	91.45	82.89	75.88	43.60	46.13	52.07	37.00	37.22
Pavlodar	261.95	248.55	217.60	221.58	190.23	297.52	285.26	242.01	251.81	230.54	230.22	215.76	195.77	194.47	154.01
Soltustik Kazakhstan	376.03	319.43	248.57	217.49	222.44	384.39	328.19	280.03	270.21	283.39	368.43	311.44	219.85	169.28	166.62
Turkistan*	154.47	147.63	139.73	138.71	128.30	167.75	160.39	159.76	156.56	150.09	141.37	135.04	119.92	120.48	105.96
Shygys Kazakhstan	278.58	234.71	199.81	216.49	257.47	301.13	256.10	248.21	259.30	304.80	258.11	215.28	155.78	177.50	214.30
Nur-Sultan city	145.75	158.23	152.28	123.10	124.80	171.99	173.75	173.34	136.40	146.41	121.27	143.76	132.68	110.74	104.80
Almaty city	175.12	141.08	175.16	190.13	187.22	215.19	174.86	208.83	220.58	220.14	141.52	112.62	146.79	164.53	159.55
Shymkent city	-	-	-	146.10	129.41	-	-	-	161.19	150.15	-	-	-	132.11	110.19
Urban population															
Republic of Kazakhstan	232.74	220.50	209.42	204.95	199.74	259.82	248.47	242.42	234.09	234.15	208.78	195.67	180.09	178.99	169.05
Akmola	326.92	348.71	320.89	308.01	241.05	374.91	392.12	366.43	341.59	290.67	284.65	310.41	280.60	278.21	196.89
Aktobe	195.95	212.63	197.54	161.44	155.35	237.64	238.66	225.63	202.64	190.80	158.57	189.23	172.23	124.01	123.08
Almaty	276.29	214.14	175.95	175.47	175.30	298.26	259.21	211.68	211.49	211.66	256.28	173.05	143.29	142.46	141.91
Atyrau	161.99	149.89	154.38	137.68	116.83	190.97	182.20	186.50	162.16	147.51	135.51	120.28	124.83	114.98	88.31
Batys Kazakhstan	271.83	256.29	239.64	237.79	237.61	281.67	282.62	286.81	277.96	291.59	263.35	233.60	198.99	203.04	190.68
Zhambyl	308.26	260.93	222.23	226.99	209.90	320.45	294.93	279.00	284.17	264.14	297.33	230.35	171.05	175.31	160.81
Karagandy	344.00	398.82	351.21	346.55	351.37	359.84	404.63	375.08	353.23	373.96	330.27	393.78	330.44	340.73	331.63
Kostanai	233.85	204.82	193.14	209.00	190.83	274.29	249.07	238.61	260.59	246.52	199.77	167.44	154.65	165.25	143.52
Kyzylorda	121.55	146.96	151.81	138.57	114.58	155.67	190.04	178.26	165.39	147.88	88.96	105.75	126.50	112.87	82.57
Mangystau	99.07	85.24	97.96	82.17	78.11	141.47	107.94	122.07	109.48	96.15	57.72	62.42	74.32	54.70	60.03
Pavlodar	272.05	263.22	245.98	245.10	209.67	308.06	304.28	271.03	277.53	252.93	241.34	228.16	224.55	217.31	172.57
Soltustik Kazakhstan	403.66	368.98	285.81	260.19	273.98	447.91	379.33	325.61	320.24	359.32	367.10	360.40	252.76	210.23	202.84
Turkistan*	166.34	161.90	160.94	181.35	197.11	178.00	185.22	185.65	208.25	224.69	155.39	139.83	137.49	154.24	169.17
Shygys Kazakhstan	314.29	253.07	236.64	252.96	296.42	340.56	293.99	297.58	304.31	347.44	291.87	218.09	184.47	208.92	252.56
Nur-Sultan city	145.75	158.23	152.28	123.10	124.80	171.99	173.75	173.34	136.40	146.41	121.27	143.76	132.68	110.74	104.80
Almaty city	175.12	141.08	175.16	190.13	187.22	215.19	174.86	208.83	220.58	220.14	141.52	112.62	146.79	164.53	159.55
Shymkent city	-	-	-	146.10	129.41	-	-	-	161.19	150.15	-	-	-	132.11	110.19
Rural population															
Republic of Kazakhstan	175.57	160.24	138.35	133.62	122.43	191.02	173.66	162.13	157.97	148.33	160.11	146.82	114.47	109.12	96.27
Akmola	251.02	276.07	229.82	215.22	173.72	284.37	293.27	271.70	240.13	220.31	218.20	259.16	188.58	190.62	127.54
Aktobe	132.14	134.60	117.92	93.15	71.27	160.47	150.53	150.55	113.65	88.03	103.93	118.73	85.35	72.48	54.33
Almaty	176.13	132.58	108.13	116.08	101.07	187.27	149.96	133.44	145.12	122.14	165.16	115.39	83.07	87.19	80.01
Atyrau	140.40	110.65	139.43	125.54	94.52	149.48	122.85	159.73	128.13	111.83	131.23	98.30	118.86	122.90	76.88
Batys Kazakhstan	186.56	187.67	191.62	201.99	190.83	196.28	187.12	226.80	237.37	220.98	176.75	188.22	155.84	165.91	160.02
Zhambyl	144.05	143.66	118.69	98.96	91.73	168.42	161.73	145.02	124.05	111.96	119.49	125.41	92.07	73.57	71.22
Karagandy	209.58	258.47	237.64	188.82	204.09	205.41	264.89	227.65	206.31	207.33	213.81	251.95	247.83	170.93	200.77
Kostanai	196.36	166.64	162.79	157.17	134.01	210.58	194.24	192.43	180.67	171.09	182.78	140.21	134.28	134.46	98.03
Kyzylorda	114.69	126.37	132.46	111.59	111.00	132.80	157.13	147.88	134.06	137.78	95.99	94.61	116.47	88.23	83.11
Mangystau	57.18	55.34	49.86	43.93	41.84	83.47	77.54	66.29	63.69	62.05	30.94	33.63	33.44	24.51	21.90
Pavlodar	238.45	213.83	149.64	164.97	143.50	274.83	243.65	177.78	194.68	180.97	202.47	184.23	121.61	135.24	105.85
Soltustik Kazakhstan	355.85	281.86	219.33	182.92	179.73	341.88	292.67	247.28	233.18	225.89	369.49	271.28	191.85	133.32	134.04
Turkistan*	145.88	136.03	122.30	128.22	111.48	160.64	140.96	139.28	143.95	131.99	130.81	130.98	104.93	112.10	90.38
Shygys Kazakhstan	226.88	207.64	144.34	160.11	195.62	248.35	204.45	179.49	195.04	242.27	205.57	210.81	109.27	125.20	148.90

From accidents, poisonings and injuries

	Number of deaths, people														
	total					male					female				
	2014	2015	2016	2017	2018	2014	2015	2016	2017	2018	2014	2015	2016	2017	2018
Total population															
Republic of Kazakhstan	15236	14392	13355	12539	12171	11919	11239	10395	9725	9432	3317	3153	2960	2814	2739
Akmola	908	852	767	828	640	721	638	601	651	523	187	214	166	177	117
Aktobe	650	660	580	515	540	515	533	479	416	427	135	127	101	99	113
Almaty	1682	1631	1513	1505	1390	1322	1266	1186	1159	1094	360	365	327	346	296
Atyrau	352	339	333	294	309	266	270	275	239	246	86	69	58	55	63
Batys Kazakhstan	584	569	533	537	516	470	455	430	422	410	114	114	103	115	106
Zhambyl	831	819	790	719	686	657	643	609	543	547	174	176	181	176	139
Karagandy	1507	1370	1309	1202	1169	1165	1074	1011	930	910	342	296	298	272	259
Kostanai	1169	1151	942	901	822	912	899	732	707	619	257	252	210	194	203
Kyzylorda	383	326	333	278	281	305	269	265	232	221	78	57	68	46	60
Mangystau	315	304	303	280	281	247	241	224	216	220	68	63	79	64	61
Pavlodar	915	830	758	659	706	722	650	633	514	550	193	180	125	145	156
Soltustik Kazakhstan	824	724	703	607	585	644	580	556	488	449	180	144	147	119	136
Turkistan*	1786	1567	1463	1034	1015	1378	1206	1100	768	775	408	361	363	266	240
Shygys Kazakhstan	1811	1814	1653	1580	1560	1411	1412	1284	1245	1206	400	402	369	335	354
Nur-Sultan city	473	488	471	431	446	375	369	368	326	345	98	119	103	105	101
Almaty city	1046	948	904	780	852	809	734	642	582	607	237	214	262	198	245
Shymkent city	-	-	-	389	373	-	-	-	287	283	-	-	-	102	90
Urban population															
Republic of Kazakhstan	8376	7870	7297	6780	6921	6494	6080	5588	5206	5295	1882	1790	1709	1574	1626
Akmola	439	396	372	383	319	339	291	291	297	260	100	105	81	86	59
Aktobe	389	393	339	329	350	305	315	277	264	263	84	78	62	65	87
Almaty	447	469	415	389	394	355	351	324	297	314	92	118	91	92	80
Atyrau	145	130	145	121	155	108	104	114	101	124	37	26	31	20	31
Batys Kazakhstan	295	275	249	236	259	229	212	197	182	197	66	63	52	54	62
Zhambyl	369	369	336	296	306	286	293	250	222	240	83	76	86	74	66
Karagandy	1163	1072	1003	946	938	899	835	760	728	722	264	237	243	218	216
Kostanai	571	571	427	428	419	439	442	329	342	317	132	129	98	86	102
Kyzylorda	186	157	137	141	142	142	129	110	113	111	44	28	27	28	31
Mangystau	148	138	129	140	137	115	107	92	110	112	33	31	37	30	25
Pavlodar	587	540	518	428	485	464	421	435	323	380	123	119	83	105	105
Soltustik Kazakhstan	315	276	284	233	212	244	221	224	187	160	71	55	60	46	52
Turkistan*	797	662	639	225	227	613	504	475	168	180	184	158	164	57	47
Shygys Kazakhstan	1006	986	929	885	907	772	752	700	677	680	234	234	229	208	227
Nur-Sultan city	473	488	471	431	446	375	369	368	326	345	98	119	103	105	101
Almaty city	1046	948	904	780	852	809	734	642	582	607	237	214	262	198	245
Shymkent city	-	-	-	389	373	-	-	-	287	283	-	-	-	102	90
Rural population															
Republic of Kazakhstan	6860	6522	6058	5759	5250	5425	5159	4807	4519	4137	1435	1363	1251	1240	1113
Akmola	469	456	395	445	321	382	347	310	354	263	87	109	85	91	58
Aktobe	261	267	241	186	190	210	218	202	152	164	51	49	39	34	26
Almaty	1235	1162	1098	1116	996	967	915	862	862	780	268	247	236	254	216
Atyrau	207	209	188	173	154	158	166	161	138	122	49	43	27	35	32
Batys Kazakhstan	289	294	284	301	257	241	243	233	240	213	48	51	51	61	44
Zhambyl	462	450	454	423	380	371	350	359	321	307	91	100	95	102	73
Karagandy	344	298	306	256	231	266	239	251	202	188	78	59	55	54	43
Kostanai	598	580	515	473	403	473	457	403	365	302	125	123	112	108	101
Kyzylorda	197	169	196	137	139	163	140	155	119	110	34	29	41	18	29
Mangystau	167	166	174	140	144	132	134	132	106	108	35	32	42	34	36
Pavlodar	328	290	240	231	221	258	229	198	191	170	70	61	42	40	51
Soltustik Kazakhstan	509	448	419	374	373	400	359	332	301	289	109	89	87	73	84
Turkistan*	989	905	824	809	788	765	702	625	600	595	224	203	199	209	193
Shygys Kazakhstan	805	828	724	695	653	639	660	584	568	526	166	168	140	127	127

Continuation

	Per 100,000 people														
	total					male					female				
	2014	2015	2016	2017	2018	2014	2015	2016	2017	2018	2014	2015	2016	2017	2018
Total															
Republic of Kazakhstan	88.13	82.04	75.05	69.52	66.59	142.76	132.58	120.80	111.40	106.55	37.11	34.78	32.21	30.23	29.06
Akmola	123.36	115.06	103.73	112.40	86.63	202.81	178.34	168.10	182.48	145.94	49.13	55.91	43.47	46.59	30.76
Aktobe	79.68	79.64	69.03	60.47	62.52	130.79	133.12	117.90	100.94	102.10	31.99	29.65	23.27	22.52	25.37
Almaty	85.05	84.30	76.98	75.24	68.54	136.04	132.95	122.46	117.30	108.95	35.79	37.15	32.80	34.18	28.91
Atyrau	61.26	57.66	55.41	47.87	49.26	94.32	93.48	93.04	79.06	79.59	29.39	23.07	18.99	17.64	19.80
Batys Kazakhstan	93.13	89.82	83.38	83.36	79.43	155.17	148.64	139.15	135.35	130.25	35.17	34.82	31.19	34.59	31.66
Zhambyl	76.14	74.14	70.98	64.41	61.18	122.81	118.63	111.40	98.94	99.11	31.27	31.28	31.96	31.02	24.41
Karagandy	109.69	99.17	94.60	87.00	84.74	179.36	164.32	154.27	142.02	139.06	47.21	40.67	40.91	37.42	35.72
Kostanai	132.65	130.40	106.87	102.69	94.03	219.06	215.44	175.43	170.01	149.23	55.27	54.15	45.24	42.04	44.19
Kyzylorda	51.32	42.95	43.30	35.73	35.63	81.80	70.92	68.89	59.54	55.90	20.88	15.01	17.69	11.84	15.25
Mangystau	52.75	49.29	47.73	42.97	41.99	83.25	78.55	70.88	66.56	65.98	22.63	20.32	24.78	19.57	18.16
Pavlodar	121.30	109.62	100.03	87.18	93.59	203.04	181.96	176.89	143.81	154.07	48.40	45.00	31.25	36.38	39.26
Soltustik Kazakhstan	143.58	126.86	124.11	108.21	105.11	235.53	213.16	205.67	182.13	168.76	59.91	48.22	49.64	40.61	46.82
Turkistan*	64.70	55.68	51.16	52.44	51.25	100.55	86.24	77.35	77.08	77.29	29.35	25.50	25.25	27.27	24.55
Shygys Kazakhstan	129.83	129.97	118.68	113.94	112.95	212.55	212.46	193.50	188.35	183.06	54.71	54.98	50.60	46.17	49.01
Nur-Sultan city	56.74	56.57	51.05	43.03	42.30	93.21	88.68	82.74	67.58	68.08	22.72	26.65	21.55	20.22	18.44
Almaty city	67.49	56.70	52.34	43.90	46.60	114.46	96.00	81.30	71.72	72.70	28.11	23.58	27.95	20.52	24.66
Shymkent city	-	-	-	41.73	38.04	-	-	-	63.98	60.02	-	-	-	21.09	17.68
Urban population															
Republic of Kazakhstan	86.93	79.20	71.83	65.06	65.27	143.57	130.11	116.91	106.04	105.94	36.81	34.01	31.78	28.56	29.01
Akmola	126.56	113.37	106.30	109.84	91.54	208.69	177.74	177.13	181.17	158.43	54.22	56.58	43.63	46.55	32.00
Aktobe	77.07	76.18	64.39	55.38	57.54	127.83	128.95	111.01	93.36	90.74	31.56	28.72	22.39	20.88	27.32
Almaty	91.96	100.13	87.76	82.84	85.48	153.23	157.14	143.48	132.23	142.32	36.16	48.16	36.83	37.55	33.29
Atyrau	53.75	46.62	50.42	37.61	47.28	83.84	77.98	82.73	65.25	78.50	26.25	17.87	20.69	11.98	18.25
Batys Kazakhstan	95.24	87.34	77.59	71.76	77.02	159.66	145.42	132.63	119.31	125.97	39.68	37.26	30.17	30.63	34.47
Zhambyl	83.95	82.72	74.82	66.33	68.69	137.61	138.71	117.42	104.79	113.40	35.82	32.36	36.41	31.56	28.23
Karagandy	107.40	98.13	91.38	86.09	85.41	178.73	164.41	148.78	142.23	140.99	45.53	40.54	41.41	37.14	36.85
Kostanai	124.79	123.11	91.23	90.91	88.35	209.78	208.11	153.32	158.30	145.52	53.16	51.31	38.66	33.76	39.78
Kyzylorda	57.97	47.67	40.62	41.05	40.68	90.60	80.12	66.70	67.23	64.88	26.81	16.64	15.67	15.96	17.41
Mangystau	52.74	51.14	44.81	51.59	50.71	83.00	79.10	64.54	80.82	82.84	23.23	23.04	25.46	22.17	18.53
Pavlodar	111.29	101.46	96.90	80.14	91.04	191.10	171.72	176.49	131.05	154.52	43.21	41.45	28.81	36.51	36.61
Soltustik Kazakhstan	130.01	112.16	114.00	92.84	84.06	222.59	198.18	198.20	164.07	139.54	53.52	40.87	44.09	33.58	37.81
Turkistan*	68.80	52.44	49.54	57.80	58.34	109.22	82.10	75.63	85.96	91.92	30.81	24.36	24.78	29.40	24.31
Shygys Kazakhstan	121.94	118.54	110.97	105.10	107.03	203.18	196.17	181.29	174.15	173.59	52.58	52.18	50.77	45.89	49.81
Nur-Sultan city	56.74	56.57	51.05	43.03	42.30	93.21	88.68	82.74	67.58	68.08	22.72	26.65	21.55	20.22	18.44
Almaty city	67.49	56.70	52.34	43.90	46.60	114.46	96.00	81.30	71.72	72.70	28.11	23.58	27.95	20.52	24.66
Shymkent city	-	-	-	41.73	38.04	-	-	-	63.98	60.02	-	-	-	21.09	17.68
Rural population															
Republic of Kazakhstan	89.64	85.74	79.34	75.61	68.43	141.80	135.60	125.66	118.29	107.34	37.49	35.85	32.83	32.66	29.15
Akmola	120.50	116.56	101.43	114.70	82.25	197.87	178.85	160.43	183.60	135.38	44.35	55.28	43.32	46.63	29.59
Aktobe	83.91	85.37	76.81	72.19	74.40	135.33	139.64	128.86	117.51	127.76	32.72	31.28	24.84	26.50	20.47
Almaty	82.80	79.25	73.56	72.90	63.55	130.66	125.54	116.07	112.90	99.55	35.67	33.49	31.47	33.10	27.56
Atyrau	67.90	67.62	59.99	59.18	51.43	103.13	106.77	102.05	93.55	80.73	32.31	27.99	17.35	24.17	21.58
Batys Kazakhstan	91.08	92.27	89.21	95.45	82.01	151.13	151.57	145.18	150.71	134.48	30.41	32.21	32.31	39.07	28.39
Zhambyl	70.87	68.34	68.38	63.14	56.22	113.40	105.81	107.56	95.26	90.22	28.02	30.51	28.77	30.63	21.75
Karagandy	118.19	103.11	106.94	90.52	82.13	181.53	164.01	173.68	141.27	132.13	53.97	41.18	38.83	38.62	30.94
Kostanai	141.14	138.47	124.57	116.34	100.76	228.45	223.04	198.84	182.67	153.32	57.69	57.48	53.14	52.24	49.76
Kyzylorda	46.30	39.33	45.39	31.52	31.62	75.42	64.13	70.53	53.71	49.05	16.24	13.72	19.33	8.45	13.46
Mangystau	52.76	47.84	50.15	36.82	36.08	83.47	78.12	76.09	56.26	54.48	22.10	18.24	24.21	17.73	17.92
Pavlodar	144.57	128.92	107.52	104.12	99.73	228.73	204.38	177.78	172.15	153.06	61.36	54.03	37.56	36.06	46.14
Soltustik Kazakhstan	153.50	138.00	132.04	120.66	122.56	244.20	223.55	211.04	195.51	190.88	64.96	54.26	54.37	46.79	54.92
Turkistan*	61.73	58.32	52.49	51.13	49.52	94.53	89.47	78.71	74.91	73.74	28.26	26.46	25.65	26.75	24.60
Shygys Kazakhstan	141.25	146.82	130.30	127.61	122.36	225.10	234.67	210.49	208.63	196.96	58.04	59.42	50.32	46.63	47.63

From neoplasms

	Number of deaths, people														
	total					male					female				
	2014	2015	2016	2017	2018	2014	2015	2016	2017	2018	2014	2015	2016	2017	2018
Total population															
Republic of Kazakhstan	16341	16481	16051	15479	15150	8796	8755	8594	8202	8148	7545	7726	7457	7277	7002
Akmola	918	945	921	905	798	557	527	514	526	464	361	418	407	379	334
Aktobe	624	699	684	627	606	343	376	368	333	337	281	323	316	294	269
Almaty	1382	1402	1278	1245	1204	712	720	690	644	620	670	682	588	601	584
Atyrau	512	558	528	502	434	263	296	287	270	223	249	262	241	232	211
Batys Kazakhstan	656	619	645	618	621	349	336	361	325	342	307	283	284	293	279
Zhambyl	971	985	976	998	856	489	495	502	519	457	482	490	474	479	399
Karagandy	1531	1377	1421	1220	1293	825	707	776	661	724	706	670	645	559	569
Kostanai	867	851	861	840	839	448	456	447	473	452	419	395	414	367	387
Kyzylorda	660	631	550	485	484	372	352	289	262	272	288	279	261	223	212
Mangystau	362	386	364	368	362	211	219	195	181	179	151	167	169	187	183
Pavlodar	1099	1105	1102	1014	957	605	594	571	532	555	494	511	531	482	402
Soltustik Kazakhstan	816	829	742	698	685	450	471	443	390	383	366	358	299	308	302
Turkistan*	1422	1717	1491	1077	962	742	893	772	557	491	680	824	719	520	471
Shygys Kazakhstan	2069	1939	1836	1777	1821	1200	1091	1090	1006	1064	869	848	746	771	757
Nur-Sultan city	762	825	864	836	924	392	424	433	423	483	370	401	431	413	441
Almaty city	1690	1613	1788	1695	1710	838	798	856	826	795	852	815	932	869	915
Shymkent city	-	-	-	574	594	-	-	-	274	307	-	-	-	300	287
Urban population															
Republic of Kazakhstan	10593	10712	10675	10205	10236	5515	5554	5546	5265	5385	5078	5158	5129	4940	4851
Akmola	503	522	512	508	448	290	278	253	292	254	213	244	259	216	194
Aktobe	447	480	481	458	462	237	262	255	239	249	210	218	226	219	213
Almaty	416	468	443	394	416	209	247	235	196	212	207	221	208	198	204
Atyrau	255	305	280	276	256	120	151	152	141	124	135	154	128	135	132
Batys Kazakhstan	366	330	363	330	342	187	162	192	161	183	179	168	171	169	159
Zhambyl	515	507	518	552	440	252	257	260	270	224	263	250	258	282	216
Karagandy	1257	1131	1170	1011	1063	669	563	625	530	565	588	568	545	481	498
Kostanai	526	516	525	512	521	266	268	265	282	279	260	248	260	230	242
Kyzylorda	330	303	279	234	240	169	163	137	125	134	161	140	142	109	106
Mangystau	228	229	184	178	185	136	130	96	82	99	92	99	88	96	86
Pavlodar	772	825	806	766	724	410	423	400	394	406	362	402	406	372	318
Soltustik Kazakhstan	410	462	423	391	401	208	249	242	207	210	202	213	181	184	191
Turkistan*	756	912	776	274	247	386	466	409	137	143	370	446	367	137	104
Shygys Kazakhstan	1360	1284	1263	1216	1263	746	713	736	686	718	614	571	527	530	545
Nur-Sultan city	762	825	864	836	924	392	424	433	423	483	370	401	431	413	441
Almaty city	1690	1613	1788	1695	1710	838	798	856	826	795	852	815	932	869	915
Shymkent city	-	-	-	574	594	-	-	-	274	307	-	-	-	300	287
Rural population															
Republic of Kazakhstan	5748	5769	5376	5274	4914	3281	3201	3048	2937	2763	2467	2568	2328	2337	2151
Akmola	415	423	409	397	350	267	249	261	234	210	148	174	148	163	140
Aktobe	177	219	203	169	144	106	114	113	94	88	71	105	90	75	56
Almaty	966	934	835	851	788	503	473	455	448	408	463	461	380	403	380
Atyrau	257	253	248	226	178	143	145	135	129	99	114	108	113	97	79
Batys Kazakhstan	290	289	282	288	279	162	174	169	164	159	128	115	113	124	120
Zhambyl	456	478	458	446	416	237	238	242	249	233	219	240	216	197	183
Karagandy	274	246	251	209	230	156	144	151	131	159	118	102	100	78	71
Kostanai	341	335	336	328	318	182	188	182	191	173	159	147	154	137	145
Kyzylorda	330	328	271	251	244	203	189	152	137	138	127	139	119	114	106
Mangystau	134	157	180	190	177	75	89	99	99	80	59	68	81	91	97
Pavlodar	327	280	296	248	233	195	171	171	138	149	132	109	125	110	84
Soltustik Kazakhstan	406	367	319	307	284	242	222	201	183	173	164	145	118	124	111
Turkistan*	666	805	715	803	715	356	427	363	420	348	310	378	352	383	367
Shygys Kazakhstan	709	655	573	561	558	454	378	354	320	346	255	277	219	241	212

Continuation

	Per 100,000 people														
	total					male					female				
	2014	2015	2016	2017	2018	2014	2015	2016	2017	2018	2014	2015	2016	2017	2018
Total															
Republic of Kazakhstan	94.52	93.95	90.20	85.81	82.89	105.36	103.27	99.87	93.95	92.04	84.40	85.23	81.15	78.18	74.30
Akmola	124.71	127.62	124.56	122.85	108.02	156.68	147.31	143.77	147.44	129.47	94.85	109.21	106.58	99.76	87.81
Aktobe	76.49	84.35	81.40	73.62	70.17	87.11	93.91	90.58	80.80	80.58	66.59	75.42	72.82	66.88	60.38
Almaty	69.88	72.47	65.02	62.24	59.37	73.27	75.61	71.24	65.18	61.74	66.61	69.42	58.98	59.37	57.03
Atyrau	89.10	94.91	87.85	81.74	69.19	93.26	102.48	97.10	89.32	72.15	85.10	87.59	78.90	74.40	66.32
Batys Kazakhstan	104.61	97.71	100.90	95.93	95.59	115.22	109.77	116.82	104.24	108.65	94.70	86.43	86.00	88.14	83.32
Zhambyl	88.97	89.17	87.69	89.41	76.34	91.40	91.32	91.83	94.57	82.80	86.62	87.10	83.69	84.41	70.07
Karagandy	111.44	99.68	102.69	88.30	93.73	127.01	108.17	118.41	100.94	110.64	97.47	92.05	88.55	76.91	78.47
Kostanai	98.38	96.41	97.68	95.74	95.97	107.61	109.28	107.13	113.74	108.97	90.12	84.87	89.18	79.52	84.24
Kyzylorda	88.43	83.13	71.51	62.33	61.36	99.77	92.80	75.12	67.24	68.80	77.11	73.48	67.90	57.40	53.89
Mangystau	60.62	62.58	57.34	56.48	54.09	71.12	71.38	61.71	55.77	53.68	50.26	53.87	53.01	57.18	54.49
Pavlodar	145.69	145.93	145.42	134.14	126.86	170.13	166.29	159.57	148.85	155.47	123.89	127.76	132.76	120.95	101.17
Soltustik Kazakhstan	142.19	145.26	130.99	124.43	123.08	164.58	173.10	163.87	145.56	143.95	121.81	119.89	100.97	105.12	103.96
Turkistan*	51.51	61.01	52.14	54.62	48.57	54.14	63.86	54.28	55.90	48.97	48.92	58.20	50.01	53.32	48.17
Shygys Kazakhstan	148.32	138.92	131.82	128.15	131.85	180.77	164.16	164.26	152.19	161.51	118.86	115.98	102.30	106.25	104.80
Nur-Sultan city	91.41	95.63	93.64	83.46	87.63	97.43	101.90	97.35	87.69	95.31	85.79	89.79	90.19	79.54	80.52
Almaty city	109.04	96.47	103.53	95.40	93.53	118.56	104.37	108.41	101.79	95.22	101.07	89.81	99.42	90.04	92.11
Shymkent city	-	-	-	61.57	60.57	-	-	-	61.09	65.11	-	-	-	62.02	56.37
Urban population															
Republic of Kazakhstan	109.94	107.81	105.09	97.93	96.53	121.93	118.85	116.03	107.24	107.74	99.33	98.00	95.36	89.64	86.53
Akmola	145.01	149.45	146.30	145.69	128.56	178.53	169.80	154.00	178.12	154.78	115.49	131.49	139.49	116.91	105.22
Aktobe	88.56	93.04	91.36	77.10	75.95	99.33	107.25	102.19	84.52	85.91	78.91	80.26	81.60	70.36	66.88
Almaty	85.58	99.92	93.68	83.90	90.25	90.21	110.58	104.07	87.27	96.09	81.37	90.20	84.19	80.82	84.89
Atyrau	94.53	109.37	97.35	85.78	78.09	93.16	113.22	110.30	91.09	78.50	95.78	105.85	85.44	80.85	77.71
Batys Kazakhstan	118.16	104.80	113.12	100.35	101.71	130.38	111.13	129.27	105.55	117.02	107.62	99.35	99.21	95.85	88.39
Zhambyl	117.16	113.65	115.34	123.69	98.78	121.25	121.66	122.12	127.45	105.84	113.50	106.45	109.24	120.29	92.38
Karagandy	116.08	103.53	106.59	92.01	96.79	133.00	110.85	122.35	103.55	110.33	101.41	97.16	92.88	81.94	84.95
Kostanai	114.96	111.25	112.17	108.75	109.86	127.11	126.18	123.50	130.53	128.08	104.72	98.64	102.58	90.28	94.38
Kyzylorda	102.85	92.00	82.73	68.12	68.75	107.82	101.23	83.07	74.37	78.32	98.10	83.18	82.40	62.14	59.54
Mangystau	81.25	84.87	63.92	65.59	68.48	98.16	96.11	67.35	60.25	73.22	64.76	73.57	60.55	70.96	63.73
Pavlodar	146.36	155.00	150.77	143.43	135.90	168.86	172.53	162.29	159.86	165.10	127.17	140.03	140.91	129.34	110.87
Soltustik Kazakhstan	169.22	187.74	169.80	155.80	159.00	189.74	223.29	214.13	181.61	183.15	152.27	158.28	132.99	134.31	138.86
Turkistan*	65.26	72.24	60.16	70.38	63.48	68.78	75.91	65.12	70.10	73.02	61.95	68.76	55.45	70.67	53.80
Shygys Kazakhstan	164.84	154.37	150.87	144.41	149.03	196.34	185.99	190.62	176.46	183.29	137.96	127.33	116.84	116.93	119.59
Nur-Sultan city	91.41	95.63	93.64	83.46	87.63	97.43	101.90	97.35	87.69	95.31	85.79	89.79	90.19	79.54	80.52
Almaty city	109.04	96.47	103.53	95.40	93.53	118.56	104.37	108.41	101.79	95.22	101.07	89.81	99.42	90.04	92.11
Shymkent city	-	-	-	61.57	60.57	-	-	-	61.09	65.11	-	-	-	62.02	56.37
Rural population															
Republic of Kazakhstan	75.11	75.84	70.40	69.24	64.05	85.76	84.14	79.68	76.88	71.69	64.46	67.54	61.09	61.55	56.33
Akmola	106.63	108.13	105.02	102.33	89.68	138.30	128.34	135.07	121.36	108.10	75.45	88.25	75.43	83.52	71.42
Aktobe	56.91	70.02	64.70	65.59	56.39	68.31	73.02	72.08	72.67	68.55	45.55	67.02	57.32	58.45	44.10
Almaty	64.77	63.70	55.94	55.59	50.28	67.96	64.90	61.26	58.68	52.07	61.62	62.51	50.67	52.52	48.49
Atyrau	84.31	81.85	79.13	77.31	59.45	93.34	93.27	85.57	87.45	65.51	75.18	70.30	72.60	66.97	53.27
Batys Kazakhstan	91.39	90.70	88.58	91.32	89.03	101.59	108.53	105.30	102.99	100.39	81.09	72.64	71.59	79.43	77.43
Zhambyl	69.95	72.59	68.98	66.57	61.55	72.44	71.95	72.51	73.90	68.47	67.44	73.23	65.42	59.16	54.53
Karagandy	94.14	85.12	87.72	73.90	81.78	106.46	98.82	104.48	91.61	111.75	81.65	71.19	70.61	55.79	51.09
Kostanai	80.48	79.98	81.27	80.68	79.51	87.90	91.75	89.80	95.59	87.83	73.39	68.70	73.07	66.26	71.43
Kyzylorda	77.55	76.33	62.75	57.75	55.50	93.93	86.58	69.16	61.84	61.54	60.65	65.75	56.11	53.50	49.22
Mangystau	42.33	45.25	51.88	49.98	44.35	47.43	51.89	57.07	52.54	40.36	37.25	38.76	46.69	47.46	48.29
Pavlodar	144.13	124.47	132.61	111.78	105.14	172.88	152.61	153.54	124.38	134.15	115.70	96.55	111.78	99.18	76.00
Soltustik Kazakhstan	122.44	113.05	100.53	99.04	93.31	147.74	138.24	127.77	118.86	114.27	97.73	88.39	73.74	79.48	72.58
Turkistan*	41.57	51.87	45.55	50.75	44.93	43.99	54.42	45.71	52.44	43.13	39.10	49.27	45.38	49.01	46.78
Shygys Kazakhstan	124.41	116.14	103.12	103.01	104.56	159.93	134.40	127.59	117.54	129.56	89.15	97.98	78.72	88.48	79.51

From respiratory diseases

	Number of deaths, people														
	total					male					female				
	2014	2015	2016	2017	2018	2014	2015	2016	2017	2018	2014	2015	2016	2017	2018
Total population															
Republic of Kazakhstan	16692	18334	18172	16635	15885	9187	10065	10318	9591	9165	7505	8269	7854	7044	6720
Akmola	636	934	781	743	635	387	542	503	470	415	249	392	278	273	220
Aktobe	884	798	873	853	895	462	414	444	463	472	422	384	429	390	423
Almaty	2536	2816	2907	2541	2437	1417	1542	1633	1495	1395	1119	1274	1274	1046	1042
Atyrau	474	475	535	481	505	218	229	261	239	259	256	246	274	242	246
Batys Kazakhstan	949	809	807	698	733	483	442	461	390	414	466	367	346	308	319
Zhambyl	784	725	859	862	987	461	433	507	483	588	323	292	352	379	399
Karagandy	1100	1424	1371	1400	1297	648	823	789	804	772	452	601	582	596	525
Kostanai	1723	2098	1981	1680	1494	918	1154	1116	954	895	805	944	865	726	599
Kyzylorda	553	495	613	619	530	301	258	352	341	271	252	237	261	278	259
Mangystau	154	254	243	238	320	105	134	147	153	195	49	120	96	85	125
Pavlodar	833	840	842	822	804	477	531	509	502	503	356	309	333	320	301
Soltustik Kazakhstan	1283	1050	1141	1075	966	693	580	652	681	587	590	470	489	394	379
Turkistan*	258	367	339	773	795	177	230	198	444	424	81	137	141	329	371
Shygys Kazakhstan	2017	2531	2487	2067	1636	1102	1343	1434	1189	966	915	1188	1053	878	670
Nur-Sultan city	258	367	339	313	321	177	230	198	185	199	81	137	141	128	122
Almaty city	904	1310	1084	1067	1168	494	649	581	586	614	410	661	503	481	554
Shymkent city	-	-	-	403	362	-	-	-	212	196	-	-	-	191	166
Urban population															
Republic of Kazakhstan	8016	9357	9286	8616	8372	4442	5131	5333	4872	4805	3574	4226	3953	3744	3567
Akmola	296	358	381	374	319	170	214	248	231	196	126	144	133	143	123
Aktobe	457	418	460	497	565	227	205	232	265	303	230	213	228	232	262
Almaty	683	753	754	736	653	398	413	445	422	375	285	340	309	314	278
Atyrau	198	212	234	214	229	80	101	125	85	107	118	111	109	129	122
Batys Kazakhstan	454	376	411	339	389	225	198	246	193	225	229	178	165	146	164
Zhambyl	297	243	345	335	393	173	155	199	200	238	124	88	146	135	155
Karagandy	776	964	932	948	941	486	600	572	574	584	290	364	360	374	357
Kostanai	741	1070	1017	849	762	391	576	567	461	462	350	494	450	388	300
Kyzylorda	197	171	230	198	230	111	89	137	120	120	86	82	93	78	110
Mangystau	75	111	130	121	155	50	53	82	71	90	25	58	48	50	65
Pavlodar	520	517	548	537	516	282	330	326	329	320	238	187	222	208	196
Soltustik Kazakhstan	418	388	405	378	319	219	221	229	229	178	199	167	176	149	141
Turkistan*	705	634	622	170	151	393	336	371	100	78	312	298	251	70	73
Shygys Kazakhstan	1037	1465	1394	1137	899	566	761	775	609	520	471	704	619	528	379
Nur-Sultan city	258	367	339	313	321	177	230	198	185	199	81	137	141	128	122
Almaty city	904	1310	1084	1067	1168	494	649	581	586	614	410	661	503	481	554
Shymkent city	-	-	-	403	362	-	-	-	212	196	-	-	-	191	166
Rural population															
Republic of Kazakhstan	8676	8977	8886	8019	7513	4745	4934	4985	4719	4360	3931	4043	3901	3300	3153
Akmola	340	576	400	369	316	217	328	255	239	219	123	248	145	130	97
Aktobe	427	380	413	356	330	235	209	212	198	169	192	171	201	158	161
Almaty	1853	2063	2153	1805	1784	1019	1129	1188	1073	1020	834	934	965	732	764
Atyrau	276	263	301	267	276	138	128	136	154	152	138	135	165	113	124
Batys Kazakhstan	495	433	396	359	344	258	244	215	197	189	237	189	181	162	155
Zhambyl	487	482	514	527	594	288	278	308	283	350	199	204	206	244	244
Karagandy	324	460	439	452	356	162	223	217	230	188	162	237	222	222	168
Kostanai	982	1028	964	831	732	527	578	549	493	433	455	450	415	338	299
Kyzylorda	356	324	383	421	300	190	169	215	221	151	166	155	168	200	149
Mangystau	79	143	113	117	165	55	81	65	82	105	24	62	48	35	60
Pavlodar	313	323	294	285	288	195	201	183	173	183	118	122	111	112	105
Soltustik Kazakhstan	865	662	736	697	647	474	359	423	452	409	391	303	313	245	238
Turkistan*	899	774	687	603	644	451	425	360	344	346	448	349	327	259	298
Shygys Kazakhstan	980	1066	1093	930	737	536	582	659	580	446	444	484	434	350	291

Continuation

	Per 100,000 people														
	total					male					female				
	2014	2015	2016	2017	2018	2014	2015	2016	2017	2018	2014	2015	2016	2017	2018
Total															
Republic of Kazakhstan	96.55	104.51	102.12	92.22	86.92	110.04	118.73	119.91	109.86	103.53	83.95	91.22	85.47	75.68	71.31
Akmola	86.40	126.13	105.63	100.86	85.95	108.86	151.50	140.69	131.75	115.80	65.43	102.42	72.80	71.86	57.84
Aktobe	108.36	96.30	103.90	100.15	103.63	117.33	103.40	109.28	112.35	112.86	100.00	89.66	98.86	88.72	94.95
Almaty	128.24	145.55	147.90	127.03	120.16	145.82	161.94	168.61	151.30	138.92	111.26	129.67	127.78	103.33	101.76
Atyrau	82.49	80.79	89.02	78.33	80.51	77.30	79.28	88.30	79.06	83.80	87.49	82.24	89.71	77.61	77.32
Batys Kazakhstan	151.34	127.70	126.24	108.35	112.83	159.46	144.40	149.18	125.09	131.52	143.75	112.09	104.78	92.65	95.26
Zhambyl	71.83	65.63	77.18	77.22	88.02	86.17	79.89	92.75	88.01	106.54	58.05	51.90	62.15	66.79	70.07
Karagandy	80.06	103.08	99.08	101.33	94.02	99.76	125.92	120.39	122.78	117.98	62.40	82.57	79.90	82.00	72.40
Kostanai	195.51	237.68	224.74	191.48	170.90	220.50	276.54	267.46	229.40	215.77	173.14	202.84	186.33	157.31	130.39
Kyzylorda	74.09	65.21	79.70	79.55	67.20	80.73	68.02	91.50	87.52	68.55	67.47	62.41	67.90	71.55	65.84
Mangystau	25.79	41.18	38.28	36.53	47.81	35.39	43.68	46.52	47.15	58.48	16.31	38.71	30.11	25.99	37.22
Pavlodar	110.43	110.94	111.11	108.74	106.58	134.14	148.65	142.24	140.45	140.90	89.28	77.25	83.26	80.30	75.75
Soltustik Kazakhstan	223.56	183.98	201.43	191.64	173.57	253.45	213.16	241.18	254.16	220.63	196.36	157.40	165.14	134.47	130.47
Turkistan*	58.11	50.03	45.77	39.21	40.14	61.58	54.42	51.40	44.56	42.28	54.68	45.69	40.21	33.73	37.94
Shygys Kazakhstan	144.60	181.34	178.56	149.06	118.45	166.01	202.08	216.11	179.88	146.63	125.15	162.48	144.40	120.99	92.75
Nur-Sultan city	30.95	42.54	36.74	31.25	30.44	43.99	55.27	44.52	38.35	39.27	18.78	30.68	29.51	24.65	22.28
Almaty city	58.33	78.34	62.77	60.06	63.88	69.89	84.88	73.58	72.21	73.54	48.63	72.84	53.66	49.84	55.77
Shymkent city	-	-	-	43.23	36.92	-	-	-	47.26	41.57	-	-	-	39.49	32.61
Urban population															
Republic of Kazakhstan	83.19	94.17	91.41	82.68	78.95	98.21	109.80	111.57	99.23	96.14	69.91	80.29	73.50	67.94	63.63
Akmola	85.33	102.49	108.87	107.26	91.54	104.65	130.71	150.95	140.91	119.43	68.32	77.60	71.63	77.40	66.71
Aktobe	90.54	81.02	87.37	83.66	92.88	95.14	83.92	92.98	93.72	104.54	86.42	78.42	82.32	74.53	82.26
Almaty	140.51	160.76	159.45	156.73	141.67	171.79	184.90	197.07	187.89	169.96	112.02	138.76	125.07	128.17	115.69
Atyrau	73.40	76.02	81.36	66.51	69.86	62.10	75.73	90.71	54.92	67.74	83.72	76.29	72.76	77.25	71.82
Batys Kazakhstan	146.57	119.41	128.08	103.08	115.68	156.87	135.82	165.62	126.52	143.88	137.69	105.27	95.73	82.80	91.17
Zhambyl	67.57	54.47	76.82	75.06	88.23	83.24	73.38	93.47	94.41	112.46	53.51	37.47	61.82	57.58	66.29
Karagandy	71.66	88.24	84.91	86.27	85.68	96.62	118.14	111.98	112.14	114.04	50.01	62.27	61.35	63.72	60.90
Kostanai	161.95	230.69	217.28	180.33	160.68	186.84	271.20	264.24	213.38	212.09	140.96	196.48	177.54	152.30	117.00
Kyzylorda	61.40	51.92	68.20	57.64	65.88	70.82	55.27	83.07	71.39	70.14	52.40	48.72	53.96	44.46	61.79
Mangystau	26.73	41.14	45.16	44.59	57.38	36.09	39.18	57.53	52.17	66.56	17.60	43.10	33.03	36.96	48.17
Pavlodar	98.58	97.14	102.51	100.55	96.86	116.14	134.60	132.27	133.49	130.12	83.61	65.14	77.05	72.32	68.33
Soltustik Kazakhstan	172.52	157.67	162.58	150.62	126.48	199.78	198.18	202.62	200.92	155.24	150.00	124.10	129.32	108.77	102.51
Turkistan*	60.86	50.22	48.22	43.67	38.81	70.02	54.73	59.07	51.17	39.83	52.24	45.94	37.92	36.11	37.77
Shygys Kazakhstan	125.69	176.13	166.52	135.03	106.08	148.96	198.52	200.72	156.65	132.75	105.83	156.99	137.24	116.48	83.16
Nur-Sultan city	30.95	42.54	36.74	31.25	30.44	43.99	55.27	44.52	38.35	39.27	18.78	30.68	29.51	24.65	22.28
Almaty city	58.33	78.34	62.77	60.06	63.88	69.89	84.88	73.58	72.21	73.54	48.63	72.84	53.66	49.84	55.77
Shymkent city	-	-	-	43.23	36.92	-	-	-	47.26	41.57	-	-	-	39.49	32.61
Rural population															
Republic of Kazakhstan	113.37	118.02	116.37	105.28	97.92	124.03	129.69	130.32	123.53	113.13	102.71	106.34	102.37	86.91	82.58
Akmola	87.36	147.24	102.71	95.11	80.97	112.40	169.05	131.97	123.95	112.73	62.71	125.77	73.90	66.61	49.49
Aktobe	137.28	121.50	131.63	138.17	129.23	151.44	133.88	135.24	153.08	131.65	123.18	109.15	128.02	123.14	126.78
Almaty	124.24	140.69	144.24	117.91	113.84	137.69	154.90	159.96	140.54	130.18	110.99	126.65	128.67	95.40	97.49
Atyrau	90.54	85.09	96.04	91.33	92.18	90.08	82.33	86.20	104.40	100.58	91.00	87.88	106.01	78.02	83.62
Batys Kazakhstan	155.99	135.89	124.39	113.84	109.78	161.79	152.19	133.96	123.71	119.33	150.14	119.38	114.66	103.77	100.01
Zhambyl	74.71	73.19	77.42	78.66	87.89	88.03	84.04	92.28	83.99	102.85	61.29	62.25	62.39	73.27	72.71
Karagandy	111.32	159.17	153.41	159.82	126.58	110.55	153.03	150.15	160.85	132.13	112.10	165.41	156.75	158.77	120.89
Kostanai	231.76	245.42	233.18	204.40	183.02	254.53	282.09	270.88	246.73	219.83	210.01	210.31	196.92	163.48	147.30
Kyzylorda	83.66	75.40	88.69	96.86	68.24	87.92	77.42	97.83	99.75	67.33	79.28	73.32	79.22	93.86	69.18
Mangystau	24.96	41.21	32.57	30.77	41.34	34.78	47.22	37.47	43.52	52.97	15.15	35.34	27.67	18.25	29.87
Pavlodar	137.95	143.59	131.72	128.46	129.96	172.88	179.39	164.31	155.93	164.76	103.43	108.06	99.26	100.98	95.00
Soltustik Kazakhstan	260.85	203.93	231.93	224.86	212.59	289.37	223.55	268.89	293.58	270.14	233.01	184.71	195.60	157.04	155.61
Turkistan*	56.12	49.88	43.76	38.11	40.47	55.73	54.17	45.33	42.95	42.88	56.51	45.49	42.15	33.14	37.99
Shygys Kazakhstan	171.96	189.02	196.71	170.76	138.10	188.82	206.94	237.52	213.04	167.00	155.23	171.20	156.00	128.50	109.14

From diseases of the digestive system

	Number of deaths, people														
	total					male					female				
	2014	2015	2016	2017	2018	2014	2015	2016	2017	2018	2014	2015	2016	2017	2018
Total population															
Republic of Kazakhstan	13600	12943	12625	11589	11469	7592	7364	7180	6334	6458	6008	5579	5445	5255	5011
Akmola	455	513	514	400	443	254	277	296	209	250	201	236	218	191	193
Aktobe	862	761	757	718	747	450	436	438	409	428	412	325	319	309	319
Almaty	2165	1868	1729	1652	1574	1221	1109	992	955	911	944	759	737	697	663
Atyrau	451	370	424	360	427	250	225	246	213	250	201	145	178	147	177
Batys Kazakhstan	767	706	730	579	594	395	404	401	303	324	372	302	329	276	270
Zhambyl	659	679	702	689	593	391	423	442	415	370	268	256	260	274	223
Karagandy	1248	1315	1276	1090	979	704	720	704	605	537	544	595	572	485	442
Kostanai	1229	1173	1243	1060	1100	681	569	602	495	564	548	604	641	565	536
Kyzylorda	250	227	283	252	279	167	142	175	161	176	83	85	108	91	103
Mangystau	201	257	260	253	268	115	170	160	154	160	86	87	100	99	108
Pavlodar	578	520	507	498	471	316	286	284	252	274	262	234	223	246	197
Soltustik Kazakhstan	696	633	630	600	575	373	360	353	329	318	323	273	277	271	257
Turkistan*	1719	1482	1411	889	894	1011	902	840	476	502	708	580	571	413	392
Shygys Kazakhstan	1269	1458	1235	1083	1032	678	778	683	570	577	591	680	552	513	455
Nur-Sultan city	179	209	220	204	216	108	118	142	109	128	71	91	78	95	88
Almaty city	872	772	704	782	782	478	445	422	411	413	394	327	282	371	369
Shymkent city	-	-	-	480	495	-	-	-	268	276	-	-	-	212	219
Urban population															
Republic of Kazakhstan	7180	6793	6724	6311	6306	4019	3860	3783	3363	3433	3161	2933	2941	2948	2873
Akmola	228	242	268	210	234	136	136	160	107	123	92	106	108	103	111
Aktobe	473	413	394	455	465	250	222	217	243	243	223	191	177	212	222
Almaty	543	478	439	426	437	288	293	242	235	227	255	185	197	191	210
Atyrau	210	168	198	212	230	118	101	112	121	126	92	67	86	91	104
Batys Kazakhstan	404	342	362	275	287	206	203	200	142	152	198	139	162	133	135
Zhambyl	289	318	316	276	233	179	198	201	151	134	110	120	115	125	99
Karagandy	982	1003	959	839	742	562	553	526	462	402	420	450	433	377	340
Kostanai	610	610	655	577	651	329	292	303	253	320	281	318	352	324	331
Kyzylorda	110	96	135	103	117	79	59	83	64	73	31	37	52	39	44
Mangystau	120	132	139	140	142	74	91	80	86	87	46	41	59	54	55
Pavlodar	395	362	351	333	313	212	210	197	163	190	183	152	154	170	123
Soltustik Kazakhstan	253	203	209	229	223	129	115	112	138	129	124	88	97	91	94
Turkistan*	822	672	691	187	174	498	410	410	107	95	324	262	281	80	79
Shygys Kazakhstan	690	773	684	583	565	373	414	376	303	315	317	359	308	280	250
Nur-Sultan city	179	209	220	204	216	108	118	142	109	128	71	91	78	95	88
Almaty city	872	772	704	782	782	478	445	422	411	413	394	327	282	371	369
Shymkent city	-	-	-	480	495	-	-	-	268	276	-	-	-	212	219
Rural population															
Republic of Kazakhstan	6420	6150	5901	5278	5163	3573	3504	3397	2971	3025	2847	2646	2504	2307	2138
Akmola	227	271	246	190	209	118	141	136	102	127	109	130	110	88	82
Aktobe	389	348	363	263	282	200	214	221	166	185	189	134	142	97	97
Almaty	1622	1390	1290	1226	1137	933	816	750	720	684	689	574	540	506	453
Atyrau	241	202	226	148	197	132	124	134	92	124	109	78	92	56	73
Batys Kazakhstan	363	364	368	304	307	189	201	201	161	172	174	163	167	143	135
Zhambyl	370	361	386	413	360	212	225	241	264	236	158	136	145	149	124
Karagandy	266	312	317	251	237	142	167	178	143	135	124	145	139	108	102
Kostanai	619	563	588	483	449	352	277	299	242	244	267	286	289	241	205
Kyzylorda	140	131	148	149	162	88	83	92	97	103	52	48	56	52	59
Mangystau	81	125	121	113	126	41	79	80	68	73	40	46	41	45	53
Pavlodar	183	158	156	165	158	104	76	87	89	84	79	82	69	76	74
Soltustik Kazakhstan	443	430	421	371	352	244	245	241	191	189	199	185	180	180	163
Turkistan*	897	810	720	702	720	513	492	430	369	407	384	318	290	333	313
Shygys Kazakhstan	579	685	551	500	467	305	364	307	267	262	274	321	244	233	205

Continuation

	Per 100,000 people														
	total					male					female				
	2014	2015	2016	2017	2018	2014	2015	2016	2017	2018	2014	2015	2016	2017	2018
Total															
Republic of Kazakhstan	78.67	73.78	70.95	64.25	62.75	90.93	86.87	83.44	72.56	72.95	67.21	61.54	59.26	56.46	53.17
Akmola	61.81	69.28	69.52	54.30	59.96	71.45	77.43	82.79	58.58	69.76	52.81	61.66	57.09	50.28	50.74
Aktobe	105.67	91.83	90.09	84.30	86.49	114.28	108.89	107.80	99.24	102.34	97.63	75.88	73.51	70.29	71.61
Almaty	109.48	96.55	87.97	82.58	77.61	125.65	116.46	102.43	96.65	90.72	93.86	77.25	73.92	68.85	64.75
Atyrau	78.49	62.93	70.55	58.62	68.08	88.65	77.90	83.23	70.46	80.88	68.70	48.48	58.28	47.14	55.63
Batys Kazakhstan	122.31	111.44	114.20	89.88	91.44	130.41	131.98	129.76	97.18	102.93	114.75	92.24	99.63	83.02	80.63
Zhambyl	60.38	61.47	63.07	61.72	52.88	73.09	78.04	80.86	75.62	67.04	48.16	45.50	45.91	48.29	39.16
Karagandy	90.84	95.19	92.21	78.89	70.97	108.39	110.16	107.42	92.39	82.06	75.10	81.74	78.53	66.73	60.95
Kostanai	139.46	132.89	141.01	120.81	125.83	163.58	136.36	144.28	119.03	135.97	117.86	129.78	138.08	122.42	116.67
Kyzylorda	33.50	29.91	36.80	32.38	35.37	44.79	37.44	45.49	41.32	44.52	22.22	22.39	28.10	23.42	26.18
Mangystau	33.66	41.67	40.96	38.83	40.04	38.76	55.41	50.63	47.45	47.99	28.62	28.06	31.37	30.27	32.16
Pavlodar	76.62	68.67	66.90	65.88	62.44	88.86	80.06	79.36	70.51	76.75	65.70	58.50	55.76	61.73	49.58
Soltustik Kazakhstan	121.28	110.91	111.22	106.96	103.31	136.42	132.30	130.58	122.79	119.52	107.50	91.42	93.54	92.49	88.47
Turkistan*	62.27	52.66	49.34	45.09	45.14	73.77	64.50	59.07	47.77	50.06	50.94	40.96	39.72	42.35	40.09
Shygys Kazakhstan	90.97	104.46	88.67	78.10	74.72	102.13	117.06	102.93	86.23	87.59	80.84	93.00	75.70	70.70	62.99
Nur-Sultan city	21.47	24.23	23.84	20.37	20.48	26.84	28.36	31.93	22.60	25.26	16.46	20.38	16.32	18.30	16.07
Almaty city	56.26	46.17	40.76	44.02	42.77	67.63	58.20	53.44	50.65	49.47	46.74	36.03	30.08	38.44	37.15
Shymkent city	-	-	-	51.49	50.48	-	-	-	59.75	58.53	-	-	-	43.83	43.02
Urban population															
Republic of Kazakhstan	74.52	68.37	66.19	60.56	59.47	88.85	82.60	79.15	68.50	68.69	61.83	55.72	54.68	53.49	51.25
Akmola	65.73	69.28	76.58	60.23	67.15	83.72	83.07	97.39	65.27	74.95	49.88	57.12	58.17	55.75	60.20
Aktobe	93.71	80.05	74.84	76.59	76.44	104.78	90.88	86.96	85.94	83.84	83.79	70.32	63.91	68.11	69.71
Almaty	111.71	102.05	92.84	90.72	94.81	124.31	131.17	107.17	104.63	102.89	100.23	75.50	79.74	77.96	87.39
Atyrau	77.85	60.24	68.84	65.89	70.16	91.60	75.73	81.27	78.17	79.77	65.27	46.05	57.41	54.50	61.23
Batys Kazakhstan	130.43	108.61	112.81	83.62	85.35	143.62	139.25	134.65	93.09	97.20	119.05	82.20	93.98	75.43	75.05
Zhambyl	65.75	71.28	70.36	61.84	52.31	86.13	93.73	94.41	71.28	63.32	47.47	51.09	48.69	53.32	42.34
Karagandy	90.69	91.81	87.37	76.35	67.56	111.73	108.89	102.97	90.26	78.50	72.43	76.98	73.79	64.23	58.00
Kostanai	133.32	131.52	139.94	122.55	137.27	157.21	137.48	141.21	117.10	146.90	113.17	126.48	138.87	127.17	129.09
Kyzylorda	34.28	29.15	40.03	29.98	33.51	50.40	36.64	50.33	38.07	42.67	18.89	21.98	30.17	22.23	24.72
Mangystau	42.76	48.92	48.29	51.59	52.56	53.41	67.27	56.13	63.19	64.35	32.38	30.47	40.60	39.91	40.76
Pavlodar	74.89	68.01	65.66	62.35	58.75	87.31	85.65	79.93	66.14	77.26	64.29	52.95	53.45	59.11	42.88
Soltustik Kazakhstan	104.42	82.49	83.90	91.25	88.42	117.68	103.13	99.10	121.08	112.51	93.47	65.39	71.27	66.43	68.34
Turkistan*	70.96	53.23	53.57	48.04	44.72	88.73	66.79	65.28	54.75	48.51	54.25	40.39	42.46	41.27	40.87
Shygys Kazakhstan	83.63	92.93	81.71	69.24	66.67	98.17	108.00	97.38	77.94	80.41	71.23	80.06	68.29	61.77	54.86
Nur-Sultan city	21.47	24.23	23.84	20.37	20.48	26.84	28.36	31.93	22.60	25.26	16.46	20.38	16.32	18.30	16.07
Almaty city	56.26	46.17	40.76	44.02	42.77	67.63	58.20	53.44	50.65	49.47	46.74	36.03	30.08	38.44	37.15
Shymkent city	-	-	-	51.49	50.48	-	-	-	59.75	58.53	-	-	-	43.83	43.02
Rural population															
Republic of Kazakhstan	83.89	80.85	77.28	69.29	67.29	93.39	92.10	88.80	77.77	78.49	74.39	69.59	65.71	60.76	55.99
Akmola	58.32	69.27	63.17	48.97	53.55	61.12	72.67	70.38	52.90	65.37	55.57	65.93	56.06	45.09	41.83
Aktobe	125.06	111.26	115.69	102.07	110.43	128.89	137.08	140.98	128.34	144.11	121.25	85.54	90.45	75.60	76.38
Almaty	108.75	94.79	86.42	80.09	72.55	126.07	111.96	100.99	94.30	87.30	91.70	77.83	72.00	65.95	57.81
Atyrau	79.06	65.35	72.11	50.63	65.79	86.16	79.76	84.93	62.37	82.05	71.88	50.78	59.11	38.66	49.23
Batys Kazakhstan	114.40	114.23	115.60	96.40	97.97	118.52	125.37	125.24	101.10	108.59	110.23	102.95	105.80	91.60	87.11
Zhambyl	56.76	54.82	58.14	61.64	53.26	64.80	68.02	72.21	78.35	69.35	48.66	41.50	43.91	44.74	36.95
Karagandy	91.39	107.96	110.78	88.75	84.27	96.91	114.60	123.16	100.01	94.88	85.80	101.20	98.14	77.24	73.40
Kostanai	146.09	134.41	142.23	118.80	112.26	170.01	135.19	147.53	121.11	123.88	123.24	133.66	137.13	116.57	100.99
Kyzylorda	32.90	30.49	34.27	34.28	36.85	40.72	38.02	41.86	43.78	45.93	24.83	22.71	26.41	24.40	27.39
Mangystau	25.59	36.03	34.88	29.72	31.57	25.93	46.06	46.12	36.09	36.83	25.25	26.22	23.64	23.47	26.38
Pavlodar	80.66	70.24	69.89	74.37	71.30	92.20	67.83	78.12	80.22	75.63	69.24	72.63	61.70	68.52	66.95
Soltustik Kazakhstan	133.59	132.46	132.67	119.69	115.66	148.96	152.56	153.20	124.06	124.83	118.59	112.78	112.49	115.37	106.58
Turkistan*	55.99	52.19	45.86	44.36	45.24	63.39	62.71	54.15	46.07	50.44	48.44	41.45	37.38	42.61	39.90
Shygys Kazakhstan	101.60	121.46	99.16	91.81	87.51	107.44	129.42	110.65	98.07	98.10	95.79	113.54	87.71	85.54	76.89

From infectious and parasitic diseases

	Number of deaths, people														
	total					male					female				
	2014	2015	2016	2017	2018	2014	2015	2016	2017	2018	2014	2015	2016	2017	2018
Total population															
Republic of Kazakhstan	1612	1526	1384	1411	1327	1059	999	907	921	861	553	527	477	490	466
Akmola	55	68	59	66	38	34	44	40	40	23	21	24	19	26	15
Aktobe	93	73	64	52	64	59	42	43	33	40	34	31	21	19	24
Almaty	110	104	80	124	102	70	66	55	83	61	40	38	25	41	41
Atyrau	48	35	32	45	30	30	18	23	23	15	18	17	9	22	15
Batys Kazakhstan	45	40	29	28	25	35	28	15	17	20	10	12	14	11	5
Zhambyl	85	78	66	83	74	53	50	38	59	47	32	28	28	24	27
Karagandy	245	237	238	189	202	162	150	141	111	122	83	87	97	78	80
Kostanai	77	84	75	67	69	55	61	48	44	46	22	23	27	23	23
Kyzylorda	63	60	58	61	54	37	34	39	36	38	26	26	19	25	16
Mangystau	51	46	39	48	47	33	29	23	31	25	18	17	16	17	22
Pavlodar	98	74	68	85	77	73	53	49	54	57	25	21	19	31	20
Soltustik Kazakhstan	49	54	58	55	43	30	36	38	36	29	19	18	20	19	14
Turkistan*	199	202	178	119	108	124	137	114	81	72	75	65	64	38	36
Shygys Kazakhstan	182	147	128	152	126	127	104	101	116	81	55	43	27	36	45
Nur-Sultan city	48	67	57	38	61	25	39	35	20	38	23	28	22	18	23
Almaty city	164	157	155	127	142	112	108	105	90	101	52	49	50	37	41
Shymkent city	-	-	-	72	65	-	-	-	47	46	-	-	-	25	19
Urban population															
Republic of Kazakhstan	1112	1053	955	991	944	740	706	622	643	616	372	347	333	348	328
Akmola	36	44	32	41	24	19	29	21	25	15	17	15	11	16	9
Aktobe	69	49	50	38	46	49	30	35	23	30	20	19	15	15	16
Almaty	26	31	18	39	27	16	21	12	28	16	10	10	6	11	11
Atyrau	22	17	13	26	18	13	11	7	11	10	9	6	6	15	8
Batys Kazakhstan	30	29	15	15	19	22	21	8	10	14	8	8	7	5	5
Zhambyl	44	46	32	51	48	29	30	15	38	30	15	16	17	13	18
Karagandy	214	213	202	165	183	142	138	123	97	112	72	75	79	68	71
Kostanai	47	47	48	50	48	35	36	27	34	30	12	11	21	16	18
Kyzylorda	37	35	36	35	27	23	18	25	20	18	14	17	11	15	9
Mangystau	29	24	20	25	26	18	15	11	14	13	11	9	9	11	13
Pavlodar	78	52	54	65	65	56	37	40	40	47	22	15	14	25	18
Soltustik Kazakhstan	28	30	36	40	26	17	21	24	25	19	11	9	12	15	7
Turkistan*	110	113	95	45	32	70	80	62	29	24	40	33	33	16	8
Shygys Kazakhstan	130	99	92	119	87	94	72	72	92	53	36	27	20	27	34
Nur-Sultan city	48	67	57	38	61	25	39	35	20	38	23	28	22	18	23
Almaty city	164	157	155	127	142	112	108	105	90	101	52	49	50	37	41
Shymkent city	-	-	-	72	65	-	-	-	47	46	-	-	-	25	19
Rural population															
Republic of Kazakhstan	500	473	429	420	383	319	293	285	278	245	181	180	144	142	138
Akmola	19	24	27	25	14	15	15	19	15	8	4	9	8	10	6
Aktobe	24	24	14	14	18	10	12	8	10	10	14	12	6	4	8
Almaty	84	73	62	85	75	54	45	43	55	45	30	28	19	30	30
Atyrau	26	18	19	19	12	17	7	16	12	5	9	11	3	7	7
Batys Kazakhstan	15	11	14	13	6	13	7	7	7	6	2	4	7	6	0
Zhambyl	41	32	34	32	26	24	20	23	21	17	17	12	11	11	9
Karagandy	31	24	36	24	19	20	12	18	14	10	11	12	18	10	9
Kostanai	30	37	27	17	21	20	25	21	10	16	10	12	6	7	5
Kyzylorda	26	25	22	26	27	14	16	14	16	20	12	9	8	10	7
Mangystau	22	22	19	23	21	15	14	12	17	12	7	8	7	6	9
Pavlodar	20	22	14	20	12	17	16	9	14	10	3	6	5	6	2
Soltustik Kazakhstan	21	24	22	15	17	13	15	14	11	10	8	9	8	4	7
Turkistan*	89	89	83	74	76	54	57	52	52	48	35	32	31	22	28
Shygys Kazakhstan	52	48	36	33	39	33	32	29	24	28	19	16	7	9	11

Continuation

	Per 100,000 people														
	total					male					female				
	2014	2015	2016	2017	2018	2014	2015	2016	2017	2018	2014	2015	2016	2017	2018
Total															
Republic of Kazakhstan	9.32	8.70	7.78	7.82	7.26	12.68	11.78	10.54	10.55	9.73	6.19	5.81	5.19	5.26	4.94
Akmola	7.47	9.18	7.98	8.96	5.14	9.56	12.30	11.19	11.21	6.42	5.52	6.27	4.98	6.84	3.94
Aktobe	11.40	8.81	7.62	6.11	7.41	14.98	10.49	10.58	8.01	9.56	8.06	7.24	4.84	4.32	5.39
Almaty	5.56	5.38	4.07	6.20	5.03	7.20	6.93	5.68	8.40	6.07	3.98	3.87	2.51	4.05	4.00
Atyrau	8.35	5.95	5.32	7.33	4.78	10.64	6.23	7.78	7.61	4.85	6.15	5.68	2.95	7.06	4.71
Batys Kazakhstan	7.18	6.31	4.54	4.35	3.85	11.56	9.15	4.85	5.45	6.35	3.08	3.67	4.24	3.31	1.49
Zhambyl	7.79	7.06	5.93	7.44	6.60	9.91	9.22	6.95	10.75	8.52	5.75	4.98	4.94	4.23	4.74
Karagandy	17.83	17.16	17.20	13.68	14.64	24.94	22.95	21.52	16.95	18.64	11.46	11.95	13.32	10.73	11.03
Kostanai	8.74	9.52	8.51	7.64	7.89	13.21	14.62	11.50	10.58	11.09	4.73	4.94	5.82	4.98	5.01
Kyzylorda	8.44	7.90	7.54	7.84	6.85	9.92	8.96	10.14	9.24	9.61	6.96	6.85	4.94	6.43	4.07
Mangystau	8.54	7.46	6.14	7.37	7.02	11.12	9.45	7.28	9.55	7.50	5.99	5.48	5.02	5.20	6.55
Pavlodar	12.99	9.77	8.97	11.24	10.21	20.53	14.84	13.69	15.11	15.97	6.27	5.25	4.75	7.78	5.03
Soltustik Kazakhstan	8.54	9.46	10.24	9.80	7.73	10.97	13.23	14.06	13.44	10.90	6.32	6.03	6.75	6.48	4.82
Turkistan*	7.21	7.18	6.22	6.04	5.45	9.05	9.80	8.02	8.13	7.18	5.40	4.59	4.45	3.90	3.68
Shygys Kazakhstan	13.05	10.53	9.19	10.96	9.12	19.13	15.65	15.22	17.55	12.30	7.52	5.88	3.70	4.96	6.23
Nur-Sultan city	5.76	7.77	6.18	3.79	5.78	6.21	9.37	7.87	4.15	7.50	5.33	6.27	4.60	3.47	4.20
Almaty city	10.58	9.39	8.97	7.15	7.77	15.85	14.12	13.30	11.09	12.10	6.17	5.40	5.33	3.83	4.13
Shymkent city	-	-	-	7.72	6.63	-	-	-	10.48	9.76	-	-	-	5.17	3.73
Urban population															
Republic of Kazakhstan	11.54	10.60	9.40	9.51	8.90	16.36	15.11	13.01	13.10	12.32	7.28	6.59	6.19	6.31	5.85
Akmola	10.38	12.60	9.14	11.76	6.89	11.70	17.71	12.78	15.25	9.14	9.22	8.08	5.92	8.66	4.88
Aktobe	13.67	9.50	9.50	6.40	7.56	20.54	12.28	14.03	8.13	10.35	7.52	6.99	5.42	4.82	5.02
Almaty	5.35	6.62	3.81	8.31	5.86	6.91	9.40	5.31	12.47	7.25	3.93	4.08	2.43	4.49	4.58
Atyrau	8.16	6.10	4.52	8.08	5.49	10.09	8.25	5.08	7.11	6.33	6.39	4.12	4.01	8.98	4.71
Batys Kazakhstan	9.69	9.21	4.67	4.56	5.65	15.34	14.41	5.39	6.56	8.95	4.81	4.73	4.06	2.84	2.78
Zhambyl	10.01	10.31	7.13	11.43	10.78	13.95	14.20	7.05	17.94	14.18	6.47	6.81	7.20	5.55	7.70
Karagandy	19.76	19.50	18.40	15.02	16.66	28.23	27.17	24.08	18.95	21.87	12.42	12.83	13.46	11.58	12.11
Kostanai	10.27	10.13	10.26	10.62	10.12	16.72	16.95	12.58	15.74	13.77	4.83	4.38	8.29	6.28	7.02
Kyzylorda	11.53	10.63	10.67	10.19	7.73	14.67	11.18	15.16	11.90	10.52	8.53	10.10	6.38	8.55	5.06
Mangystau	10.33	8.89	6.95	9.21	9.62	12.99	11.09	7.72	10.29	9.61	7.74	6.69	6.19	8.13	9.63
Pavlodar	14.79	9.77	10.10	12.17	12.20	23.06	15.09	16.23	16.23	19.11	7.73	5.23	4.86	8.69	6.28
Soltustik Kazakhstan	11.56	12.19	14.45	15.94	10.31	15.51	18.83	21.24	21.93	16.57	8.29	6.69	8.82	10.95	5.09
Turkistan*	9.50	8.95	7.36	11.56	8.22	12.47	13.03	9.87	14.84	12.26	6.70	5.09	4.99	8.25	4.14
Shygys Kazakhstan	15.76	11.90	10.99	14.13	10.27	24.74	18.78	18.65	23.67	13.53	8.09	6.02	4.43	5.96	7.46
Nur-Sultan city	5.76	7.77	6.18	3.79	5.78	6.21	9.37	7.87	4.15	7.50	5.33	6.27	4.60	3.47	4.20
Almaty city	10.58	9.39	8.97	7.15	7.77	15.85	14.12	13.30	11.09	12.10	6.17	5.40	5.33	3.83	4.13
Shymkent city	-	-	-	7.72	6.63	-	-	-	10.48	9.76	-	-	-	5.17	3.73
Rural population															
Republic of Kazakhstan	6.53	6.22	5.62	5.51	4.99	8.34	7.70	7.45	7.28	6.36	4.73	4.73	3.78	3.74	3.61
Akmola	4.88	6.13	6.93	6.44	3.59	7.77	7.73	9.83	7.78	4.12	2.04	4.56	4.08	5.12	3.06
Aktobe	7.72	7.67	4.46	5.43	7.05	6.44	7.69	5.10	7.73	7.79	8.98	7.66	3.82	3.12	6.30
Almaty	5.63	4.98	4.15	5.55	4.79	7.30	6.17	5.79	7.20	5.74	3.99	3.80	2.53	3.91	3.83
Atyrau	8.53	5.82	6.06	6.50	4.01	11.10	4.50	10.14	8.14	3.31	5.93	7.16	1.93	4.83	4.72
Batys Kazakhstan	4.73	3.45	4.40	4.12	1.91	8.15	4.37	4.36	4.40	3.79	1.27	2.53	4.43	3.84	0.00
Zhambyl	6.29	4.86	5.12	4.78	3.85	7.34	6.05	6.89	6.23	5.00	5.24	3.66	3.33	3.30	2.68
Karagandy	10.65	8.30	12.58	8.49	6.76	13.65	8.23	12.45	9.79	7.03	7.61	8.38	12.71	7.15	6.48
Kostanai	7.08	8.83	6.53	4.18	5.25	9.66	12.20	10.36	5.00	8.12	4.62	5.61	2.85	3.39	2.46
Kyzylorda	6.11	5.82	5.09	5.98	6.14	6.48	7.33	6.37	7.22	8.92	5.73	4.26	3.77	4.69	3.25
Mangystau	6.95	6.34	5.48	6.05	5.26	9.49	8.16	6.92	9.02	6.05	4.42	4.56	4.04	3.13	4.48
Pavlodar	8.81	9.78	6.27	9.01	5.42	15.07	14.28	8.08	12.62	9.00	2.63	5.31	4.47	5.41	1.81
Soltustik Kazakhstan	6.33	7.39	6.93	4.84	5.59	7.94	9.34	8.90	7.14	6.60	4.77	5.49	5.00	2.56	4.58
Turkistan*	5.56	5.73	5.29	4.68	4.78	6.67	7.26	6.55	6.49	5.95	4.41	4.17	4.00	2.82	3.57
Shygys Kazakhstan	9.12	8.51	6.48	6.06	7.31	11.62	11.38	10.45	8.82	10.48	6.64	5.66	2.52	3.30	4.13

7.10 Infant mortality by main classes of causes of death

From individual conditions arising in the perinatal period

	Infant deaths under 1 year of age, people														
	boys and girls					boys					girls				
	2014	2015	2016	2017	2018	2014	2015	2016	2017	2018	2014	2015	2016	2017	2018
Total population															
Republic of Kazakhstan	2162	1994	1837	1581	1638	1252	1177	1076	902	975	910	817	761	679	663
Akmola	68	50	44	34	36	42	24	24	17	18	26	26	20	17	18
Aktobe	75	101	91	70	88	43	61	51	32	49	32	40	40	38	39
Almaty	233	209	188	210	196	134	141	111	123	118	99	68	77	87	78
Atyrau	78	72	72	68	114	45	38	32	38	70	33	34	40	30	44
Batys Kazakhstan	51	61	53	47	46	29	35	37	32	30	22	26	16	15	16
Zhambyl	178	188	130	97	87	97	107	82	63	53	81	81	48	34	34
Karagandy	122	95	95	91	97	77	64	57	52	65	45	31	38	39	32
Kostanai	92	75	65	75	66	48	45	33	45	38	44	30	32	30	28
Kyzylorda	119	98	102	62	85	65	56	59	35	54	54	42	43	27	31
Mangystau	87	77	93	83	94	50	49	54	49	56	37	28	39	34	38
Pavlodar	49	41	52	43	39	23	24	23	23	22	26	17	29	20	17
Soltustik Kazakhstan	44	33	38	37	42	25	21	25	17	26	19	12	13	20	16
Turkistan*	563	508	450	252	193	332	294	276	155	119	231	214	174	97	74
Shygys Kazakhstan	144	102	109	79	87	88	56	68	47	51	56	46	41	32	36
Nur-Sultan city	88	99	97	86	74	53	59	56	46	46	35	40	41	40	28
Almaty city	171	185	158	139	176	101	103	88	75	98	70	82	70	64	78
Shymkent city	-	-	-	108	118	-	-	-	53	62	-	-	-	55	56
Urban population															
Republic of Kazakhstan	1304	1255	1094	924	1009	751	738	636	496	593	553	517	458	428	416
Akmola	37	37	27	13	23	25	15	14	5	11	12	22	13	8	12
Aktobe	60	66	66	48	70	34	36	38	22	45	26	30	28	26	25
Almaty	57	58	52	53	48	27	39	32	32	27	30	19	20	21	21
Atyrau	42	33	36	44	52	25	21	15	22	29	17	12	21	22	23
Batys Kazakhstan	33	40	29	29	25	17	20	19	17	17	16	20	10	12	8
Zhambyl	112	120	82	49	44	63	72	54	30	29	49	48	28	19	15
Karagandy	92	82	80	72	82	58	53	49	42	55	34	29	31	30	27
Kostanai	53	56	35	44	37	30	34	15	22	23	23	22	20	22	14
Kyzylorda	62	63	69	35	52	34	40	43	18	33	28	23	26	17	19
Mangystau	46	31	42	33	40	27	18	30	19	21	19	13	12	14	19
Pavlodar	30	30	34	37	32	12	19	13	20	16	18	11	21	17	16
Soltustik Kazakhstan	20	16	13	19	23	9	11	7	7	12	11	5	6	12	11
Turkistan*	300	259	201	70	51	176	154	120	42	29	124	105	81	28	22
Shygys Kazakhstan	101	80	73	45	62	60	44	43	24	40	41	36	30	21	22
Nur-Sultan city	88	99	97	86	74	53	59	56	46	46	35	40	41	40	28
Almaty city	171	185	158	139	176	101	103	88	75	98	70	82	70	64	78
Shymkent city	-	-	-	108	118	-	-	-	53	62	-	-	-	55	56
Rural population															
Republic of Kazakhstan	858	739	743	657	629	501	439	440	406	382	357	300	303	251	247
Akmola	31	13	17	21	13	17	9	10	12	7	14	4	7	9	6
Aktobe	15	35	25	22	18	9	25	13	10	4	6	10	12	12	14
Almaty	176	151	136	157	148	107	102	79	91	91	69	49	57	66	57
Atyrau	36	39	36	24	62	20	17	17	16	41	16	22	19	8	21
Batys Kazakhstan	18	21	24	18	21	12	15	18	15	13	6	6	6	3	8
Zhambyl	66	68	48	48	43	34	35	28	33	24	32	33	20	15	19
Karagandy	30	13	15	19	15	19	11	8	10	10	11	2	7	9	5
Kostanai	39	19	30	31	29	18	11	18	23	15	21	8	12	8	14
Kyzylorda	57	35	33	27	33	31	16	16	17	21	26	19	17	10	12
Mangystau	41	46	51	50	54	23	31	24	30	35	18	15	27	20	19
Pavlodar	19	11	18	6	7	11	5	10	3	6	8	6	8	3	1
Soltustik Kazakhstan	24	17	25	18	19	16	10	18	10	14	8	7	7	8	5
Turkistan*	263	249	249	182	142	156	140	156	113	90	107	109	93	69	52
Shygys Kazakhstan	43	22	36	34	25	28	12	25	23	11	15	10	11	11	14

Continuation

	Per 10,000 births														
	boys and girls					boys					girls				
	2014	2015	2016	2017	2018	2014	2015	2016	2017	2018	2014	2015	2016	2017	2018
Total population															
Republic of Kazakhstan	54.40	50.02	45.90	40.51	41.31	61.13	57.34	51.97	44.71	47.67	47.30	42.28	39.37	36.02	34.59
Akmola	53.09	39.37	35.15	27.63	29.01	64.02	36.72	37.10	26.73	28.20	41.65	42.22	33.05	28.59	29.86
Aktobe	38.51	50.66	45.98	36.58	45.09	42.21	58.80	49.94	32.38	48.80	34.38	41.80	41.76	41.06	41.17
Almaty	46.87	42.58	37.21	42.02	38.98	52.23	55.87	42.22	47.47	45.70	41.15	28.51	31.75	36.16	31.84
Atyrau	47.79	43.87	43.15	41.35	67.33	53.33	44.90	37.22	44.79	79.89	41.85	42.71	49.49	37.69	53.78
Batys Kazakhstan	39.24	46.99	40.32	36.55	35.36	43.17	52.24	53.74	48.29	44.79	35.07	41.36	25.56	24.07	25.32
Zhambyl	60.41	65.74	46.13	36.65	32.31	64.31	72.71	56.89	46.20	38.18	56.30	58.32	34.92	26.50	26.07
Karagandy	49.02	38.67	39.56	40.06	42.31	60.22	50.71	46.29	44.83	54.44	37.22	25.95	32.47	35.09	29.10
Kostanai	71.81	58.72	52.64	63.91	56.65	73.23	68.33	51.47	73.58	63.59	70.40	48.51	53.82	53.38	49.34
Kyzylorda	58.84	49.51	52.77	32.66	44.41	62.46	54.64	58.49	35.63	54.56	54.99	43.92	46.50	29.48	33.51
Mangystau	45.86	39.98	47.15	42.83	47.53	50.96	49.09	52.94	48.71	54.45	40.43	30.17	41.00	36.48	40.05
Pavlodar	37.54	32.02	41.14	35.76	32.80	34.22	36.73	35.15	36.81	36.21	41.10	27.07	47.52	34.62	29.25
Soltustik Kazakhstan	53.42	40.48	49.12	50.09	58.21	59.21	49.45	62.88	45.56	70.05	47.37	30.66	34.63	54.70	45.60
Turkistan*	68.96	62.15	55.24	47.32	35.75	79.00	69.94	65.53	56.49	42.80	58.34	53.92	44.18	37.58	28.30
Shygys Kazakhstan	60.98	44.29	47.55	35.64	39.72	72.25	47.47	57.04	41.15	44.84	49.01	40.96	37.24	29.79	34.09
Nur-Sultan city	37.12	38.24	35.20	30.41	25.51	43.33	44.72	39.54	31.25	30.80	30.57	31.48	30.59	29.51	19.86
Almaty city	58.20	59.61	49.90	44.24	53.31	66.23	63.91	53.92	45.83	57.57	49.48	55.00	45.64	42.51	48.80
Shymkent city	-	-	-	41.96	44.09	-	-	-	39.76	44.42	-	-	-	44.33	43.80
Urban population															
Republic of Kazakhstan	59.10	55.69	47.75	40.33	43.18	65.86	63.47	53.69	41.89	49.11	51.82	47.36	41.35	38.66	36.85
Akmola	54.76	54.83	40.15	19.80	35.65	72.01	42.92	40.28	14.64	32.69	36.60	67.54	39.98	25.40	38.84
Aktobe	47.12	49.93	50.21	33.14	48.78	50.86	52.31	55.77	29.23	60.53	42.94	47.36	44.25	37.36	36.30
Almaty	45.66	45.50	41.21	41.62	38.23	42.20	59.43	48.82	48.88	42.08	49.31	30.76	33.05	33.95	34.26
Atyrau	51.43	40.29	42.02	48.59	57.14	58.99	50.69	34.04	46.76	61.64	43.19	29.68	50.50	50.56	52.28
Batys Kazakhstan	47.90	57.42	39.45	39.29	33.10	47.84	55.86	49.40	44.68	43.95	48.00	59.03	28.50	33.56	21.70
Zhambyl	98.25	105.76	72.49	45.09	38.73	107.92	121.64	93.18	54.09	49.52	88.13	88.24	50.70	35.71	27.26
Karagandy	46.55	41.94	41.47	39.68	44.56	57.03	52.95	49.74	45.47	56.90	35.43	30.38	32.81	33.67	30.80
Kostanai	74.47	78.33	49.72	64.86	54.25	82.29	91.11	41.40	63.16	66.75	66.19	64.35	58.55	66.65	41.61
Kyzylorda	66.33	68.04	74.71	38.72	56.29	70.31	83.12	88.59	38.70	68.43	62.04	51.73	59.31	38.74	43.12
Mangystau	50.45	37.35	48.47	36.08	45.21	57.62	41.81	67.47	40.47	45.89	43.05	32.54	28.47	31.45	44.49
Pavlodar	33.43	33.50	38.47	44.14	38.46	26.00	41.44	28.19	45.49	37.60	41.35	25.14	49.68	42.65	39.35
Soltustik Kazakhstan	51.61	41.23	34.36	53.39	64.52	44.10	54.45	35.98	39.28	65.48	59.79	26.93	32.73	67.53	63.56
Turkistan*	83.00	68.57	52.00	52.27	36.31	94.18	78.86	59.94	60.79	40.33	70.96	57.55	43.45	43.20	32.00
Shygys Kazakhstan	69.27	55.19	49.88	31.78	43.68	80.65	59.11	56.53	32.88	53.85	57.45	51.00	42.63	30.61	32.41
Nur-Sultan city	37.12	38.24	35.20	30.41	25.51	43.33	44.72	39.54	31.25	30.80	30.57	31.48	30.59	29.51	19.86
Almaty city	58.20	59.61	49.90	44.24	53.31	66.23	63.91	53.92	45.83	57.57	49.48	55.00	45.64	42.51	48.80
Shymkent city	-	-	-	41.96	44.09	-	-	-	39.76	44.42	-	-	-	44.33	43.80
Rural population															
Republic of Kazakhstan	48.53	42.63	43.38	40.78	38.60	55.09	49.25	49.68	48.72	45.54	41.59	35.61	36.61	32.27	31.26
Akmola	51.18	21.85	29.35	36.57	21.80	54.95	29.54	33.45	40.75	23.24	47.26	13.80	25.04	32.18	20.32
Aktobe	22.24	52.01	37.59	47.29	35.49	25.75	71.61	38.22	42.44	15.37	18.48	30.88	36.89	52.26	56.70
Almaty	47.28	41.50	35.90	42.16	39.21	55.61	54.59	40.07	47.00	46.89	38.33	27.72	31.35	36.92	31.03
Atyrau	44.23	47.44	44.50	32.49	79.00	47.77	39.33	40.80	42.34	101.24	40.43	56.16	48.45	22.17	55.21
Batys Kazakhstan	29.55	34.79	41.24	32.85	38.44	38.06	48.00	59.21	53.15	45.95	20.43	20.60	21.51	11.29	30.40
Zhambyl	36.55	39.28	28.45	30.77	27.51	36.75	39.64	32.49	40.79	29.75	36.33	38.91	24.25	19.98	25.14
Karagandy	58.66	25.92	31.70	41.59	33.12	72.61	42.22	32.45	42.32	43.36	44.00	8.28	30.90	40.82	22.53
Kostanai	68.55	33.78	56.57	62.60	60.01	61.70	38.50	64.53	87.35	59.20	75.60	28.90	47.62	34.50	60.83
Kyzylorda	52.40	33.12	32.69	27.15	33.26	55.66	29.39	30.58	32.86	41.25	49.13	37.03	34.89	20.96	24.79
Mangystau	41.65	42.46	46.18	48.86	49.70	44.90	54.89	41.76	55.93	61.76	38.12	29.09	50.93	41.08	36.53
Pavlodar	46.65	28.49	47.22	16.47	19.60	52.39	25.68	51.68	16.21	33.00	40.60	31.40	42.60	16.75	5.71
Soltustik Kazakhstan	55.02	39.80	63.24	47.02	51.90	73.07	45.00	88.59	51.31	74.39	36.85	33.97	36.40	42.58	28.00
Turkistan*	58.17	56.61	58.10	45.66	35.58	67.27	62.17	70.66	55.04	43.69	48.54	50.74	44.71	35.69	26.94
Shygys Kazakhstan	47.62	25.65	43.49	42.48	32.27	59.08	27.27	57.93	55.78	27.71	34.80	23.93	27.72	28.35	37.10

From congenital anomalies

	Infant deaths under 1 year of age, people														
	boys and girls					boys					girls				
	2014	2015	2016	2017	2018	2014	2015	2016	2017	2018	2014	2015	2016	2017	2018
Total population															
Republic of Kazakhstan	814	789	778	726	634	437	437	422	422	364	377	352	356	304	270
Akmola	15	16	18	20	9	10	7	9	11	4	5	9	9	9	5
Aktobe	40	44	47	34	35	26	25	30	16	18	14	19	17	18	17
Almaty	90	83	86	89	66	44	39	45	56	37	46	44	41	33	29
Atyrau	34	36	45	21	35	16	18	21	10	20	18	18	24	11	15
Batys Kazakhstan	44	27	32	27	21	26	13	16	10	14	18	14	16	17	7
Zhambyl	87	77	66	65	49	46	46	34	43	28	41	31	32	22	21
Karagandy	57	77	64	57	36	35	50	38	35	20	22	27	26	22	16
Kostanai	28	24	25	22	26	16	9	12	17	17	12	15	13	5	9
Kyzylorda	54	50	51	57	41	26	24	24	30	22	28	26	27	27	19
Mangystau	39	39	46	39	46	26	23	24	26	21	13	16	22	13	25
Pavlodar	33	23	23	30	14	16	13	17	21	6	17	10	6	9	8
Soltustik Kazakhstan	18	15	10	8	22	9	4	4	4	15	9	11	6	4	7
Turkistan*	129	143	135	103	92	64	78	77	56	54	65	65	58	47	38
Shygys Kazakhstan	72	56	57	41	33	33	39	29	24	21	39	17	28	17	12
Nur-Sultan city	33	34	34	29	26	22	22	17	15	15	11	12	17	14	11
Almaty city	41	45	39	33	47	22	27	25	19	27	19	18	14	14	20
Shymkent city	-	-	-	51	36	-	-	-	29	25	-	-	-	22	11
Urban population															
Republic of Kazakhstan	443	434	440	385	338	240	235	255	222	204	203	199	185	163	134
Akmola	9	8	7	11	5	8	4	4	6	2	1	4	3	5	3
Aktobe	25	26	29	22	27	16	13	22	8	13	9	13	7	14	14
Almaty	20	15	32	18	16	8	5	21	9	9	12	10	11	9	7
Atyrau	13	21	24	8	16	6	10	9	4	8	7	11	15	4	8
Batys Kazakhstan	22	14	16	16	11	12	7	10	4	8	10	7	6	12	3
Zhambyl	41	35	24	32	20	20	17	13	24	12	21	18	11	8	8
Karagandy	42	55	53	50	23	24	36	31	30	14	18	19	22	20	9
Kostanai	15	13	15	9	17	5	6	8	8	12	10	7	7	1	5
Kyzylorda	24	29	30	24	23	13	13	15	13	14	11	16	15	11	9
Mangystau	20	11	27	14	16	14	4	13	9	8	6	7	14	5	8
Pavlodar	22	13	16	21	9	10	5	11	16	5	12	8	5	5	4
Soltustik Kazakhstan	9	9	7	3	8	6	2	3	1	6	3	7	4	2	2
Turkistan*	67	71	60	26	15	34	40	38	13	10	33	31	22	13	5
Shygys Kazakhstan	40	35	27	18	23	20	24	15	14	16	20	11	12	4	7
Nur-Sultan city	33	34	34	29	26	22	22	17	15	15	11	12	17	14	11
Almaty city	41	45	39	33	47	22	27	25	19	27	19	18	14	14	20
Shymkent city	-	-	-	51	36	-	-	-	29	25	-	-	-	22	11
Rural population															
Republic of Kazakhstan	371	355	338	341	296	197	202	167	200	160	174	153	171	141	136
Akmola	6	8	11	9	4	2	3	5	5	2	4	5	6	4	2
Aktobe	15	18	18	12	8	10	12	8	8	5	5	6	10	4	3
Almaty	70	68	54	71	50	36	34	24	47	28	34	34	30	24	22
Atyrau	21	15	21	13	19	10	8	12	6	12	11	7	9	7	7
Batys Kazakhstan	22	13	16	11	10	14	6	6	6	6	8	7	10	5	4
Zhambyl	46	42	42	33	29	26	29	21	19	16	20	13	21	14	13
Karagandy	15	22	11	7	13	11	14	7	5	6	4	8	4	2	7
Kostanai	13	11	10	13	9	11	3	4	9	5	2	8	6	4	4
Kyzylorda	30	21	21	33	18	13	11	9	17	8	17	10	12	16	10
Mangystau	19	28	19	25	30	12	19	11	17	13	7	9	8	8	17
Pavlodar	11	10	7	9	5	6	8	6	5	1	5	2	1	4	4
Soltustik Kazakhstan	9	6	3	5	14	3	2	1	3	9	6	4	2	2	5
Turkistan*	62	72	75	77	77	30	38	39	43	44	32	34	36	34	33
Shygys Kazakhstan	32	21	30	23	10	13	15	14	10	5	19	6	16	13	5

Continuation

	Per 10,000 births														
	boys and girls					boys					girls				
	2014	2015	2016	2017	2018	2014	2015	2016	2017	2018	2014	2015	2016	2017	2018
Total population															
Republic of Kazakhstan	20.48	19.79	19.44	18.60	15.99	21.34	21.29	20.38	20.92	17.80	19.60	18.21	18.42	16.13	14.09
Akmola	11.71	12.60	14.38	16.25	7.25	15.24	10.71	13.91	17.30	6.27	8.01	14.62	14.87	15.13	8.29
Aktobe	20.54	22.07	23.75	17.77	17.93	25.52	24.10	29.38	16.19	17.93	15.04	19.86	17.75	19.45	17.95
Almaty	18.11	16.91	17.02	17.81	13.12	17.15	15.45	17.12	21.61	14.33	19.12	18.45	16.91	13.71	11.84
Atyrau	20.83	21.93	26.97	12.77	20.67	18.96	21.27	24.42	11.79	22.83	22.83	22.61	29.70	13.82	18.33
Batys Kazakhstan	33.85	20.80	24.34	21.00	16.14	38.70	19.40	23.24	15.09	20.90	28.69	22.27	25.56	27.27	11.08
Zhambyl	29.52	26.93	23.42	24.56	18.2	30.50	31.26	23.59	31.53	20.17	28.50	22.32	23.28	17.15	16.10
Karagandy	22.90	31.34	26.65	25.09	15.7	27.37	39.62	30.86	30.17	16.75	18.20	22.60	22.22	19.79	14.55
Kostanai	21.86	18.79	20.25	18.75	22.32	24.41	13.67	18.72	27.80	28.45	19.20	24.25	21.86	8.90	15.86
Kyzylorda	26.70	25.26	26.39	30.03	21.42	24.98	23.42	23.79	30.54	22.23	28.51	27.19	29.20	29.48	20.54
Mangystau	20.56	20.25	23.32	20.12	23.26	26.50	23.04	23.53	25.85	20.42	14.21	17.24	23.13	13.95	26.35
Pavlodar	25.28	17.96	18.20	24.95	11.77	23.80	19.90	25.98	33.61	9.88	26.87	15.93	9.83	15.58	13.77
Soltustik Kazakhstan	21.85	18.40	12.93	10.83	30.49	21.31	9.42	10.06	10.72	40.41	22.44	28.10	15.98	10.94	19.95
Turkistan*	15.80	17.50	16.57	19.34	17.04	15.23	18.55	18.28	20.41	19.42	16.42	16.38	14.73	18.21	14.53
Shygys Kazakhstan	30.49	24.32	24.87	18.50	15.07	27.09	33.06	24.33	21.01	18.46	34.13	15.14	25.43	15.83	11.36
Nur-Sultan city	13.92	13.13	12.34	10.26	8.96	17.99	16.68	12.00	10.19	10.04	9.61	9.44	12.68	10.33	7.80
Almaty city	13.95	14.50	12.32	10.50	14.24	14.43	16.75	15.32	11.61	15.86	13.43	12.07	9.13	9.30	12.51
Shymkent city	-	-	-	19.82	13.45	-	-	-	21.76	17.91	-	-	-	17.73	8.60
Urban population															
Republic of Kazakhstan	20.08	19.26	19.20	16.80	14.46	21.05	20.21	21.53	18.75	16.89	19.02	18.23	16.70	14.72	11.87
Akmola	13.32	11.86	10.41	16.76	7.75	23.04	11.45	11.51	17.57	5.94	3.05	12.28	9.22	15.87	9.71
Aktobe	19.63	19.67	22.06	15.19	18.82	23.93	18.89	32.29	10.63	17.49	14.86	20.52	11.06	20.12	20.33
Almaty	16.02	11.77	25.36	14.14	12.74	12.50	7.62	32.04	13.75	14.03	19.72	16.19	18.18	14.55	11.42
Atyrau	15.92	25.64	28.01	8.83	17.58	14.16	24.14	20.43	8.50	17.00	17.78	27.20	36.07	9.19	18.19
Batys Kazakhstan	31.93	20.10	21.77	21.68	14.56	33.77	19.55	26.00	10.51	20.68	30.00	20.66	17.10	33.56	8.14
Zhambyl	35.97	30.85	21.22	29.45	17.60	34.26	28.72	22.43	43.27	20.49	37.77	33.09	19.92	15.04	14.54
Karagandy	21.25	28.13	27.47	27.55	12.50	23.60	35.96	31.47	32.48	14.48	18.76	19.90	23.29	22.45	10.27
Kostanai	21.08	18.18	21.31	13.27	24.93	13.71	16.08	22.08	22.97	34.83	28.78	20.47	20.49	3.03	14.86
Kyzylorda	25.67	31.32	32.48	26.55	24.90	26.88	27.02	30.90	27.95	29.03	24.37	35.98	34.22	25.07	20.43
Mangystau	21.93	13.25	31.16	15.31	18.08	29.88	9.29	29.24	19.17	17.48	13.59	17.52	33.21	11.23	18.73
Pavlodar	24.52	14.52	18.10	25.05	10.82	21.67	10.91	23.85	36.39	11.75	27.57	18.29	11.83	12.54	9.84
Soltustik Kazakhstan	23.23	23.19	18.50	8.43	22.44	29.40	9.90	15.42	5.61	32.74	16.31	37.70	21.82	11.25	11.56
Turkistan*	18.54	18.80	15.52	19.42	10.68	18.19	20.48	18.98	18.82	13.91	18.88	16.99	11.80	20.06	7.27
Shygys Kazakhstan	27.43	24.15	18.45	12.71	16.20	26.88	32.24	19.72	19.18	21.54	28.03	15.58	17.05	5.83	10.31
Nur-Sultan city	13.92	13.13	12.34	10.26	8.96	17.99	16.68	12.00	10.19	10.04	9.61	9.44	12.68	10.33	7.80
Almaty city	13.95	14.50	12.32	10.50	14.24	14.43	16.75	15.32	11.61	15.86	13.43	12.07	9.13	9.30	12.51
Shymkent city	-	-	-	19.82	13.45	-	-	-	21.76	17.91	-	-	-	17.73	8.60
Rural population															
Republic of Kazakhstan	20.98	20.48	19.74	21.16	18.16	21.66	22.66	18.86	24.00	19.07	20.27	18.16	20.66	18.13	17.21
Akmola	9.91	13.45	18.99	15.67	6.71	6.46	9.85	16.73	16.98	6.64	13.50	17.25	21.46	14.30	6.77
Aktobe	22.24	26.75	27.06	25.80	15.77	28.61	34.37	23.52	33.96	19.21	15.40	18.53	30.74	17.42	12.15
Almaty	18.80	18.69	14.26	19.07	13.25	18.71	18.20	12.17	24.27	14.43	18.89	19.24	16.50	13.43	11.98
Atyrau	25.80	18.25	25.96	17.60	24.21	23.88	18.51	28.80	15.88	29.63	27.80	17.87	22.95	19.40	18.40
Batys Kazakhstan	36.11	21.53	27.49	20.08	18.31	44.40	19.20	19.74	21.26	21.21	27.24	24.03	35.85	18.82	15.20
Zhambyl	25.48	24.26	24.89	21.16	18.56	28.10	32.84	24.37	23.48	19.83	22.71	15.33	25.47	18.65	17.20
Karagandy	29.33	43.86	23.25	15.32	28.70	42.04	53.73	28.40	21.16	26.02	16.00	33.11	17.66	9.07	31.54
Kostanai	22.85	19.56	18.86	26.25	18.62	37.70	10.50	14.34	34.18	19.73	7.20	28.90	23.81	17.25	17.38
Kyzylorda	27.58	19.87	20.80	33.19	18.14	23.34	20.21	17.20	32.86	15.72	32.12	19.49	24.63	33.54	20.66
Mangystau	19.30	25.84	17.20	24.43	27.61	23.42	33.64	19.14	31.69	22.94	14.82	17.46	15.09	16.43	32.68
Pavlodar	27.01	25.90	18.36	24.71	14.00	28.57	41.08	31.01	27.01	5.50	25.37	10.47	5.32	22.33	22.86
Soltustik Kazakhstan	20.63	14.05	7.59	13.06	38.24	13.70	9.00	4.92	15.39	47.82	27.64	19.41	10.40	10.64	28.00
Turkistan*	13.71	16.37	17.50	19.32	19.29	12.94	16.88	17.67	20.95	21.36	14.52	15.83	17.31	17.59	17.10
Shygys Kazakhstan	35.44	24.48	36.24	28.74	12.91	27.43	34.09	32.44	24.25	12.60	44.08	14.36	40.32	33.51	13.25

From respiratory diseases

	Infant deaths under 1 year of age, people														
	boys and girls					boys					girls				
	2014	2015	2016	2017	2018	2014	2015	2016	2017	2018	2014	2015	2016	2017	2018
Total population															
Republic of Kazakhstan	260	261	205	196	203	146	155	110	106	125	114	106	95	90	78
Akmola	11	10	7	16	10	6	6	3	8	7	5	4	4	8	3
Aktobe	16	3	3	3	5	7	2	2	1	3	9	1	1	2	2
Almaty	34	25	21	22	18	18	17	10	10	9	16	8	11	12	9
Atyrau	8	7	7	3	3	3	4	4	2	1	5	3	3	1	2
Batys Kazakhstan	8	1	9	1	7	4	1	5	1	5	4	0	4	0	2
Zhambyl	6	7	6	8	14	4	5	4	2	8	2	2	2	6	6
Karagandy	12	11	4	9	14	7	6	1	6	9	5	5	3	3	5
Kostanai	12	8	3	4	5	11	3	2	2	4	1	5	1	2	1
Kyzylorda	23	13	4	6	6	11	7	2	3	3	12	6	2	3	3
Mangystau	20	30	13	8	15	13	21	10	7	9	7	9	3	1	6
Pavlodar	3	6	5	5	4	1	3	3	4	3	2	3	2	1	1
Soltustik Kazakhstan	1	6	2	7	5	1	2	1	4	4	0	4	1	3	1
Turkistan*	50	63	73	49	41	29	40	41	32	27	21	23	32	17	14
Shygys Kazakhstan	24	24	18	14	18	15	13	8	5	8	9	11	10	9	10
Nur-Sultan city	20	32	12	8	5	10	18	4	6	5	10	14	8	2	0
Almaty city	12	15	18	13	17	6	7	10	4	10	6	8	8	9	7
Shymkent city	-	-	-	20	16	-	-	-	9	10	-	-	-	11	6
Urban population															
Republic of Kazakhstan	142	133	101	101	105	78	79	57	51	66	64	54	44	50	39
Akmola	3	5	4	8	4	1	4	3	2	3	2	1	1	6	1
Aktobe	12	1	0	1	2	6	0	0	0	1	6	1	0	1	1
Almaty	9	5	4	3	7	5	4	3	3	2	4	1	1	0	5
Atyrau	4	3	3	3	1	1	2	2	2	0	3	1	1	1	1
Batys Kazakhstan	3	0	5	1	4	1	0	4	1	2	2	0	1	0	2
Zhambyl	3	3	4	5	4	2	3	2	2	3	1	0	2	3	1
Karagandy	10	7	4	9	8	6	4	1	6	6	4	3	3	3	2
Kostanai	5	4	2	2	4	4	1	2	1	3	1	3	0	1	1
Kyzylorda	13	6	2	4	2	6	6	1	2	1	7	0	1	2	1
Mangystau	10	9	3	1	8	7	6	2	0	5	3	3	1	1	3
Pavlodar	3	4	4	4	4	1	2	3	4	3	2	2	1	0	1
Soltustik Kazakhstan	0	3	0	2	2	0	2	0	0	1	0	1	0	2	1
Turkistan*	23	22	23	11	10	14	14	14	7	7	9	8	9	4	3
Shygys Kazakhstan	12	14	13	6	7	8	6	6	2	4	4	8	7	4	3
Nur-Sultan city	20	32	12	8	5	10	18	4	6	5	10	14	8	2	0
Almaty city	12	15	18	13	17	6	7	10	4	10	6	8	8	9	7
Shymkent city	-	-	-	20	16	-	-	-	9	10	-	-	-	11	6
Rural population															
Republic of Kazakhstan	118	128	104	95	98	68	76	53	55	59	50	52	51	40	39
Akmola	8	5	3	8	6	5	2	0	6	4	3	3	3	2	2
Aktobe	4	2	3	2	3	1	2	2	1	2	3	0	1	1	1
Almaty	25	20	17	19	11	13	13	7	7	7	12	7	10	12	4
Atyrau	4	4	4	0	2	2	2	2	0	1	2	2	2	0	1
Batys Kazakhstan	5	1	4	0	3	3	1	1	0	3	2	0	3	0	0
Zhambyl	3	4	2	3	10	2	2	2	0	5	1	2	0	3	5
Karagandy	2	4	0	0	6	1	2	0	0	3	1	2	0	0	3
Kostanai	7	4	1	2	1	7	2	0	1	1	0	2	1	1	0
Kyzylorda	10	7	2	2	4	5	1	1	1	2	5	6	1	1	2
Mangystau	10	21	10	7	7	6	15	8	7	4	4	6	2	0	3
Pavlodar	0	2	1	1	0	0	1	0	0	0	0	1	1	1	0
Soltustik Kazakhstan	1	3	2	5	3	1	0	1	4	3	0	3	1	1	0
Turkistan*	27	41	50	38	31	15	26	27	25	20	12	15	23	13	11
Shygys Kazakhstan	12	10	5	8	11	7	7	2	3	4	5	3	3	5	7

Continuation

	Per 10,000 births														
	boys and girls					boys					girls				
	2014	2015	2016	2017	2018	2014	2015	2016	2017	2018	2014	2015	2016	2017	2018
Total population															
Republic of Kazakhstan	6.54	6.55	5.12	5.02	5.12	7.13	7.55	5.31	5.25	6.11	5.93	5.49	4.91	4.77	4.07
Akmola	8.59	7.87	5.59	13.00	8.06	9.15	9.18	4.64	12.58	10.97	8.01	6.50	6.61	13.45	4.98
Aktobe	8.22	1.50	1.52	1.57	2.56	6.87	1.93	1.96	1.01	2.99	9.67	1.05	1.04	2.16	2.11
Almaty	6.84	5.09	4.16	4.40	3.58	7.02	6.74	3.80	3.86	3.49	6.65	3.35	4.54	4.99	3.67
Atyrau	4.90	4.27	4.20	1.82	1.77	3.55	4.73	4.65	2.36	1.14	6.34	3.77	3.71	1.26	2.44
Batys Kazakhstan	6.16	0.77	6.85	0.78	5.38	5.95	1.49	7.26	1.51	7.46	6.38	0.00	6.39	0.00	3.17
Zhambyl	2.04	2.45	2.13	3.02	5.20	2.65	3.40	2.78	1.47	5.76	1.39	1.44	1.45	4.68	4.60
Karagandy	4.82	4.48	1.67	3.96	6.11	5.47	4.75	0.81	5.17	7.54	4.14	4.19	2.56	2.70	4.55
Kostanai	9.37	6.26	2.43	3.41	4.29	16.78	4.56	3.12	3.27	6.69	1.60	8.08	1.68	3.56	1.76
Kyzylorda	11.37	6.57	2.07	3.16	3.13	10.57	6.83	1.98	3.05	3.03	12.22	6.27	2.16	3.28	3.24
Mangystau	10.54	15.58	6.59	4.13	7.59	13.25	21.04	9.80	6.96	8.75	7.65	9.70	3.15	1.07	6.32
Pavlodar	2.30	4.69	3.96	4.16	3.36	1.49	4.59	4.58	6.40	4.94	3.16	4.78	3.28	1.73	1.72
Soltustik Kazakhstan	1.21	7.36	2.59	9.48	6.93	2.37	4.71	2.52	10.72	10.78	0.00	10.22	2.66	8.21	2.85
Turkistan*	6.12	7.71	8.96	9.20	7.60	6.90	9.52	9.73	11.66	9.71	5.30	5.79	8.13	6.59	5.35
Shygys Kazakhstan	10.16	10.42	7.85	6.32	8.22	12.31	11.02	6.71	4.38	7.03	7.88	9.80	9.08	8.38	9.47
Nur-Sultan city	8.44	12.36	4.35	2.83	1.72	8.18	13.64	2.82	4.08	3.35	8.74	11.02	5.97	1.48	0.00
Almaty city	4.08	4.83	5.69	4.14	5.15	3.93	4.34	6.13	2.44	5.87	4.24	5.37	5.22	5.98	4.38
Shymkent city	-	-	-	7.77	5.98	-	-	-	6.75	7.16	-	-	-	8.87	4.69
Urban population															
Republic of Kazakhstan	6.44	5.90	4.41	4.41	4.49	6.84	6.79	4.81	8.87	5.47	6.00	4.95	3.97	5.96	3.45
Akmola	4.44	7.41	5.95	12.19	6.20	2.88	11.45	8.63	11.71	8.91	6.10	3.07	3.08	9.52	3.24
Aktobe	9.42	0.76	0.00	0.69	1.39	8.97	0.00	0.00	2.66	1.35	9.91	1.58	0.00	1.44	1.45
Almaty	7.21	3.92	3.17	2.36	5.58	7.82	6.10	4.58	10.69	3.12	6.57	1.62	1.65	3.23	8.16
Atyrau	4.90	3.66	3.50	3.31	1.10	2.36	4.83	4.54	2.13	0.00	7.62	2.47	2.40	0.00	2.27
Batys Kazakhstan	4.35	0.00	6.80	1.35	5.30	2.81	0.00	10.40	10.51	5.17	6.00	0.00	2.85	5.59	5.43
Zhambyl	2.63	2.64	3.54	4.60	3.52	3.43	5.07	3.45	7.21	5.12	1.80	0.00	3.62	5.64	1.82
Karagandy	5.06	3.58	2.07	4.96	4.35	5.90	4.00	1.02	8.66	6.21	4.17	3.14	3.18	6.73	2.28
Kostanai	7.03	5.60	2.84	2.95	5.86	10.97	2.68	5.52	11.48	8.71	2.88	8.77	0.00	9.09	2.97
Kyzylorda	13.91	6.48	2.17	4.43	2.16	12.41	12.47	2.06	4.30	2.07	15.51	0.00	2.28	2.28	2.27
Mangystau	10.97	10.84	3.46	1.09	9.04	14.94	13.94	4.50	17.04	10.93	6.80	7.51	2.37	11.23	7.03
Pavlodar	3.34	4.47	4.53	4.77	4.81	2.17	4.36	6.51	9.10	7.05	4.59	4.57	2.37	7.53	2.46
Soltustik Kazakhstan	0.00	7.73	0.00	5.62	5.61	0.00	9.90	0.00	11.22	5.46	0.00	5.39	0.00	5.63	5.78
Turkistan*	6.36	5.82	5.95	8.21	7.12	7.49	7.17	6.99	14.47	9.73	5.15	4.38	4.83	10.80	4.36
Shygys Kazakhstan	8.23	9.66	8.88	4.24	4.93	10.75	8.06	7.89	9.59	5.38	5.61	11.33	9.95	5.83	4.42
Nur-Sultan city	8.44	12.36	4.35	2.83	1.72	8.18	13.64	2.82	3.40	3.35	8.74	11.02	5.97	3.69	0.00
Almaty city	4.08	4.83	5.69	4.14	5.15	3.93	4.34	6.13	10.39	5.87	4.24	5.37	5.22	6.64	4.38
Shymkent city	-	-	-	7.77	5.98	-	-	-	12.00	7.10	-	-	-	8.06	4.69
Rural population															
Republic of Kazakhstan	6.67	7.38	6.07	5.90	6.01	7.48	8.53	5.98	6.60	7.03	5.83	6.17	6.16	5.14	4.94
Akmola	13.21	8.40	5.18	13.93	10.06	16.16	6.56	0.00	20.37	13.28	10.13	10.35	10.73	7.15	6.77
Aktobe	5.93	2.97	4.51	4.30	5.92	2.86	5.73	5.88	4.24	7.68	9.24	0.00	3.07	4.36	4.05
Almaty	6.72	5.50	4.49	5.10	2.91	6.76	6.96	3.55	3.62	3.61	6.67	3.96	5.50	6.71	2.18
Atyrau	4.92	4.87	4.94	0.00	2.55	4.78	4.63	4.80	0.00	2.47	5.05	5.11	5.10	0.00	2.63
Batys Kazakhstan	8.21	1.66	6.87	0.00	5.49	9.51	3.20	3.29	0.00	10.60	6.81	0.00	10.75	0.00	0.00
Zhambyl	1.66	2.31	1.19	1.92	6.40	2.16	2.26	2.32	0.00	6.20	1.14	2.36	0.00	4.00	6.62
Karagandy	3.91	7.97	0.00	0.00	13.25	3.82	7.68	0.00	0.00	13.01	4.00	8.28	0.00	0.00	13.52
Kostanai	12.30	7.11	1.89	4.04	2.07	23.99	7.00	0.00	3.80	3.95	0.00	7.23	3.97	4.31	0.00
Kyzylorda	9.19	6.62	1.98	2.01	4.03	8.98	1.84	1.91	1.93	3.93	9.45	11.69	2.05	2.10	4.13
Mangystau	10.16	19.38	9.05	6.84	6.44	11.71	26.56	13.92	13.05	7.06	8.47	11.64	3.77	0.00	5.77
Pavlodar	0.00	5.18	2.62	2.75	0.00	0.00	5.14	0.00	0.00	0.00	0.00	5.23	5.32	5.58	0.00
Soltustik Kazakhstan	2.29	7.02	5.06	13.06	8.20	4.57	0.00	4.92	20.52	15.94	0.00	14.56	5.20	5.32	0.00
Turkistan*	5.97	9.32	11.67	9.53	7.77	6.47	11.55	12.23	12.18	9.71	5.44	6.98	11.06	6.72	5.70
Shygys Kazakhstan	13.29	11.66	6.04	10.00	14.20	14.77	15.91	4.63	7.28	10.08	11.60	7.18	7.56	12.89	18.55

From infectious and parasitic diseases

	Infant deaths under 1 year of age, people														
	boys and girls					boys					girls				
	2014	2015	2016	2017	2018	2014	2015	2016	2017	2018	2014	2015	2016	2017	2018
Total population															
Republic of Kazakhstan	141	157	123	136	145	70	86	76	85	84	71	71	47	51	61
Akmola	2	1	1	3	1	1	0	1	3	1	1	1	0	0	0
Aktobe	30	25	14	18	19	13	13	8	10	11	17	12	6	8	8
Almaty	5	12	10	14	9	3	7	6	8	4	2	5	4	6	5
Atyrau	10	2	9	10	8	5	0	6	5	3	5	2	3	5	5
Batys Kazakhstan	6	7	2	0	1	4	3	1	0	0	2	4	1	0	1
Zhambyl	3	7	6	7	7	2	4	3	6	3	1	3	3	1	4
Karagandy	8	3	8	4	3	4	0	6	4	1	4	3	2	0	2
Kostanai	5	5	6	5	8	2	5	1	3	5	3	0	5	2	3
Kyzylorda	14	14	12	12	14	8	7	6	4	10	6	7	6	8	4
Mangystau	5	5	6	4	11	2	3	6	1	3	3	2	0	3	8
Pavlodar	2	0	2	4	1	2	0	1	4	0	0	0	1	0	1
Soltustik Kazakhstan	0	0	2	3	1	0	0	1	2	1	0	0	1	1	0
Turkistan*	36	57	30	29	34	18	33	19	20	22	18	24	11	9	12
Shygys Kazakhstan	7	8	8	8	5	2	4	6	5	2	5	4	2	3	3
Nur-Sultan city	2	4	4	1	3	1	1	3	1	2	1	3	1	0	1
Almaty city	6	7	3	6	5	3	6	2	5	4	3	1	1	1	1
Shymkent city	-	-	-	8	15	-	-	-	4	12	-	-	-	4	3
Urban population															
Republic of Kazakhstan	79	88	68	70	82	40	46	39	44	49	39	42	29	26	33
Akmola	1	1	1	2	1	0	0	1	2	1	1	1	0	0	0
Aktobe	20	19	12	11	13	10	11	7	5	7	10	8	5	6	6
Almaty	0	2	1	1	1	0	2	0	0	1	0	0	1	1	0
Atyrau	3	0	6	4	6	1	0	4	2	3	2	0	2	2	3
Batys Kazakhstan	3	3	1	0	1	2	1	0	0	0	1	2	1	0	1
Zhambyl	1	4	2	4	2	1	3	0	4	1	0	1	2	0	1
Karagandy	5	2	6	3	3	2	0	5	3	1	3	2	1	0	2
Kostanai	3	3	4	4	5	1	3	0	2	2	2	0	4	2	3
Kyzylorda	9	7	6	4	7	5	3	3	1	4	4	4	3	3	3
Mangystau	2	2	0	2	6	1	1	0	1	2	1	1	0	1	4
Pavlodar	1	0	1	2	0	1	0	1	2	0	0	0	0	0	0
Soltustik Kazakhstan	0	0	0	3	0	0	0	0	2	0	0	0	0	1	0
Turkistan*	17	30	16	8	12	10	14	10	5	9	7	16	6	3	3
Shygys Kazakhstan	6	4	5	7	2	2	1	3	5	0	4	3	2	2	2
Nur-Sultan city	2	4	4	1	3	1	1	3	1	2	1	3	1	0	1
Almaty city	6	7	3	6	5	3	6	2	5	4	3	1	1	1	1
Shymkent city	-	-	-	8	15	-	-	-	4	12	-	-	-	4	3
Rural population															
Republic of Kazakhstan	62	69	55	66	63	30	40	37	41	35	32	29	18	25	28
Akmola	1	0	0	1	0	1	0	0	1	0	0	0	0	0	0
Aktobe	10	6	2	7	6	3	2	1	5	4	7	4	1	2	2
Almaty	5	10	9	13	8	3	5	6	8	3	2	5	3	5	5
Atyrau	7	2	3	6	2	4	0	2	3	0	3	2	1	3	2
Batys Kazakhstan	3	4	1	0	0	2	2	1	0	0	1	2	0	0	0
Zhambyl	2	3	4	3	5	1	1	3	2	2	1	2	1	1	3
Karagandy	3	1	2	1	0	2	0	1	1	0	1	1	1	0	0
Kostanai	2	2	2	1	3	1	2	1	1	3	1	0	1	0	0
Kyzylorda	5	7	6	8	7	3	4	3	3	6	2	3	3	5	1
Mangystau	3	3	6	2	5	1	2	6	0	1	2	1	0	2	4
Pavlodar	1	0	1	2	1	1	0	0	2	0	0	0	1	0	1
Soltustik Kazakhstan	0	0	2	0	1	0	0	1	0	1	0	0	1	0	0
Turkistan*	19	27	14	21	22	8	19	9	15	13	11	8	5	6	9
Shygys Kazakhstan	1	4	3	1	3	0	3	3	0	2	1	1	0	1	1

Continuation

	Per 10,000 births														
	boys and girls					boys					girls				
	2014	2015	2016	2017	2018	2014	2015	2016	2017	2018	2014	2015	2016	2017	2018
Total population															
Republic of Kazakhstan	3.55	3.94	3.07	3.48	3.66	3.42	4.19	3.67	4.21	4.11	3.69	3.67	2.43	2.71	3.18
Akmola	1.56	0.79	0.80	2.44	0.81	1.52	0.00	1.55	4.72	1.57	1.60	1.62	0.00	0.00	0.00
Aktobe	15.40	12.54	7.07	9.41	9.74	12.76	12.53	7.83	10.12	10.96	18.27	12.54	6.26	8.64	8.45
Almaty	1.01	2.44	1.98	2.80	1.79	1.17	2.77	2.28	3.09	1.55	0.83	2.10	1.65	2.49	2.04
Atyrau	6.13	1.22	5.39	6.08	4.72	5.93	0.00	6.98	5.89	3.42	6.34	2.51	3.71	6.28	6.11
Batys Kazakhstan	4.62	5.39	1.52	0.00	0.77	5.95	4.48	1.45	0.00	0.00	3.19	6.36	1.60	0.00	1.58
Zhambyl	1.02	2.45	2.13	2.65	2.60	1.33	2.72	2.08	4.40	2.16	0.70	2.16	2.18	0.78	3.07
Karagandy	3.21	1.22	3.33	1.76	1.31	3.13	0.00	4.87	3.45	0.84	3.31	2.51	1.71	0.00	1.82
Kostanai	3.90	3.91	4.86	4.26	6.87	3.05	7.59	1.56	4.91	8.37	4.80	0.00	8.41	3.56	5.29
Kyzylorda	6.92	7.07	6.21	6.32	7.31	7.69	6.83	5.95	4.07	10.10	6.11	7.32	6.49	8.74	4.32
Mangystau	2.64	2.60	3.04	2.06	5.56	2.04	3.01	5.88	0.99	2.92	3.28	2.16	0.00	3.22	8.43
Pavlodar	1.53	0.00	1.58	3.33	0.84	2.98	0.00	1.53	6.40	0.00	0.00	0.00	1.64	0.00	1.72
Soltustik Kazakhstan	0.00	0.00	2.59	4.06	1.39	0.00	0.00	2.52	5.36	2.69	0.00	0.00	2.66	2.74	0.00
Turkistan*	4.41	6.97	3.68	5.45	6.30	4.28	7.85	4.51	7.29	7.91	4.55	6.05	2.79	3.49	4.59
Shygys Kazakhstan	2.96	3.47	3.49	3.61	2.28	1.64	3.39	5.03	4.38	1.76	4.38	3.56	1.82	2.79	2.84
Nur-Sultan city	0.84	1.55	1.45	0.35	1.03	0.82	0.76	2.12	0.68	1.34	0.87	2.36	0.75	0.00	0.71
Almaty city	2.04	2.26	0.95	1.91	1.51	1.97	3.72	1.23	3.06	2.35	2.12	0.67	0.65	0.66	0.63
Shymkent city	-	-	-	3.11	5.60	-	-	-	3.00	8.60	-	-	-	3.22	2.35
Urban population															
Republic of Kazakhstan	3.58	3.90	2.97	3.05	3.51	3.51	3.96	3.29	3.72	4.06	3.65	3.85	2.62	2.35	2.92
Akmola	1.48	1.48	1.49	3.05	1.55	0.00	0.00	2.88	5.86	2.97	3.05	3.07	0.00	0.00	0.00
Aktobe	15.71	14.37	9.13	7.59	9.06	14.96	15.98	10.27	6.64	9.42	16.52	12.63	7.90	8.62	8.71
Almaty	0.00	1.57	0.79	0.79	0.80	0.00	3.05	0.00	0.00	1.56	0.00	0.00	1.65	1.62	0.00
Atyrau	3.67	0.00	7.00	4.42	6.59	2.36	0.00	9.08	4.25	6.38	5.08	0.00	4.81	4.60	6.82
Batys Kazakhstan	4.35	4.31	1.36	0.00	1.32	5.63	2.79	0.00	0.00	0.00	3.00	5.90	2.85	0.00	2.71
Zhambyl	0.88	3.53	1.77	3.68	1.76	1.71	5.07	0.00	7.21	1.71	0.00	1.84	3.62	0.00	1.82
Karagandy	2.53	1.02	3.11	1.65	1.63	1.97	0.00	5.08	3.25	1.03	3.13	2.10	1.06	0.00	2.28
Kostanai	4.22	4.20	5.68	5.90	7.33	2.74	8.04	0.00	5.74	5.80	5.76	0.00	11.71	6.06	8.92
Kyzylorda	9.63	7.56	6.50	4.43	7.58	10.34	6.23	6.18	2.15	8.30	8.86	9.00	6.84	6.84	6.81
Mangystau	2.19	2.41	0.00	2.19	6.78	2.13	2.32	0.00	2.13	4.37	2.27	2.50	0.00	2.25	9.37
Pavlodar	1.11	0.00	1.13	2.39	0.00	2.17	0.00	2.17	4.55	0.00	0.00	0.00	0.00	0.00	0.00
Soltustik Kazakhstan	0.00	0.00	0.00	8.43	0.00	0.00	0.00	0.00	11.22	0.00	0.00	0.00	0.00	5.63	0.00
Turkistan*	4.70	7.94	4.14	5.97	8.54	5.35	7.17	5.00	7.24	12.51	4.01	8.77	3.22	4.63	4.36
Shygys Kazakhstan	4.11	2.76	3.42	4.94	1.41	2.69	1.34	3.94	6.85	0.00	5.61	4.25	2.84	2.92	2.95
Nur-Sultan city	0.84	1.55	1.45	0.35	1.03	0.82	0.76	2.12	0.68	1.34	0.87	2.36	0.75	0.00	0.71
Almaty city	2.04	2.26	0.95	1.91	1.51	1.97	3.72	1.23	3.06	2.35	2.12	0.67	0.65	0.66	0.63
Shymkent city	-	-	-	3.11	5.60	-	-	-	3.00	8.60	-	-	-	3.22	2.35
Rural population															
Republic of Kazakhstan	3.51	3.98	3.21	4.10	3.87	3.30	4.49	4.18	4.92	4.17	3.73	3.44	2.17	3.21	3.54
Akmola	1.65	0.00	0.00	1.74	0.00	3.23	0.00	0.00	3.40	0.00	0.00	0.00	0.00	0.00	0.00
Aktobe	14.82	8.92	3.01	15.05	11.83	8.58	5.73	2.94	21.22	15.37	21.57	12.35	3.07	8.71	8.10
Almaty	1.34	2.75	2.38	3.49	2.12	1.56	2.68	3.04	4.13	1.55	1.11	2.83	1.65	2.80	2.72
Atyrau	8.60	2.43	3.71	8.12	2.55	9.55	0.00	4.80	7.94	0.00	7.58	5.11	2.55	8.31	5.26
Batys Kazakhstan	4.92	6.63	1.72	0.00	0.00	6.34	6.40	3.29	0.00	0.00	3.41	6.87	0.00	0.00	0.00
Zhambyl	1.11	1.73	2.37	1.92	3.20	1.08	1.13	3.48	2.47	2.48	1.14	2.36	1.21	1.33	3.97
Karagandy	5.87	1.99	4.23	2.19	0.00	7.64	0.00	4.06	4.23	0.00	4.00	4.14	4.41	0.00	0.00
Kostanai	3.52	3.56	3.77	2.02	6.21	3.43	7.00	3.59	3.80	11.84	3.60	0.00	3.97	0.00	0.00
Kyzylorda	4.60	6.62	5.94	8.05	7.05	5.39	7.35	5.73	5.80	11.79	3.78	5.85	6.16	10.48	2.07
Mangystau	3.05	2.77	5.43	1.95	4.60	1.95	3.54	10.44	0.00	1.76	4.24	1.94	0.00	4.11	7.69
Pavlodar	2.46	0.00	2.62	5.49	2.80	4.76	0.00	0.00	10.80	0.00	0.00	0.00	5.32	0.00	5.71
Soltustik Kazakhstan	0.00	0.00	5.06	0.00	2.73	0.00	0.00	4.92	0.00	5.31	0.00	0.00	5.20	0.00	0.00
Turkistan*	4.20	6.14	3.27	5.27	5.51	3.45	8.44	4.08	7.31	6.31	4.99	3.72	2.40	3.10	4.66
Shygys Kazakhstan	1.11	4.66	3.62	1.25	3.87	0.00	6.82	6.95	0.00	5.04	2.32	2.39	0.00	2.58	2.65

From accident, poisoning and injury

	Infant deaths under 1 year of age, people														
	boys and girls					boys					girls				
	2014	2015	2016	2017	2018	2014	2015	2016	2017	2018	2014	2015	2016	2017	2018
Total population															
Republic of Kazakhstan	175	195	180	158	150	112	107	103	82	88	63	88	77	76	62
Akmola	8	16	12	10	5	5	10	5	7	2	3	6	7	3	3
Aktobe	5	3	5	3	4	2	2	2	1	4	3	1	3	2	0
Almaty	23	30	31	15	25	15	15	20	9	14	8	15	11	6	11
Atyrau	8	3	5	6	8	5	2	4	4	5	3	1	1	2	3
Batys Kazakhstan	10	5	8	6	4	5	1	3	2	4	5	4	5	4	0
Zhambyl	17	21	14	19	13	9	12	10	9	6	8	9	4	10	7
Karagandy	11	18	12	8	11	8	9	6	3	5	3	9	6	5	6
Kostanai	6	15	7	10	6	3	10	5	4	4	3	5	2	6	2
Kyzylorda	10	7	4	4	2	7	4	2	2	0	3	3	2	2	2
Mangystau	3	1	7	6	1	3	1	4	4	0	0	0	3	2	1
Pavlodar	5	12	10	4	6	4	5	7	1	5	1	7	3	3	1
Soltustik Kazakhstan	4	4	0	7	3	3	3	0	3	2	1	1	0	4	1
Turkistan*	38	25	35	21	24	28	15	18	9	13	10	10	17	12	11
Shygys Kazakhstan	7	18	8	13	10	3	10	4	9	4	4	8	4	4	6
Nur-Sultan city	13	13	17	13	14	8	6	9	9	11	5	7	8	4	3
Almaty city	7	4	5	8	8	4	2	4	5	5	3	2	1	3	3
Shymkent city	-	-	-	5	6	-	-	-	1	4	-	-	-	4	2
Urban population															
Republic of Kazakhstan	77	97	90	69	81	45	46	55	40	53	32	51	35	29	28
Akmola	2	8	3	1	2	0	6	1	0	0	2	2	2	1	2
Aktobe	4	0	1	1	4	1	0	0	1	4	3	0	1	0	0
Almaty	3	15	9	4	5	1	4	7	3	3	2	11	2	1	2
Atyrau	2	0	4	2	5	1	0	3	2	2	1	0	1	0	3
Batys Kazakhstan	6	3	6	4	4	2	0	2	2	4	4	3	4	2	0
Zhambyl	6	9	8	3	4	3	6	5	2	3	3	3	3	1	1
Karagandy	10	11	8	7	10	7	7	3	3	5	3	4	5	4	5
Kostanai	0	6	3	3	1	0	3	2	1	1	0	3	1	2	0
Kyzylorda	4	0	3	3	0	2	0	2	2	0	2	0	1	1	0
Mangystau	2	0	0	3	1	2	0	0	3	0	0	0	0	0	1
Pavlodar	2	9	5	2	5	2	3	3	0	4	0	6	2	2	1
Soltustik Kazakhstan	1	0	0	2	2	1	0	0	1	2	0	0	0	1	0
Turkistan*	12	12	14	1	4	9	6	10	0	3	3	6	4	1	1
Shygys Kazakhstan	3	7	4	7	6	2	3	4	5	2	1	4	0	2	4
Nur-Sultan city	13	13	17	13	14	8	6	9	9	11	5	7	8	4	3
Almaty city	7	4	5	8	8	4	2	4	5	5	3	2	1	3	3
Shymkent city	-	-	-	5	6	-	-	-	1	4	-	-	-	4	2
Rural population															
Republic of Kazakhstan	98	98	90	89	69	67	61	48	42	35	31	37	42	47	34
Akmola	6	8	9	9	3	5	4	4	7	2	1	4	5	2	1
Aktobe	1	3	4	2	0	1	2	2	0	0	0	1	2	2	0
Almaty	20	15	22	11	20	14	11	13	6	11	6	4	9	5	9
Atyrau	6	3	1	4	3	4	2	1	2	3	2	1	0	2	0
Batys Kazakhstan	4	2	2	2	0	3	1	1	0	0	1	1	1	2	0
Zhambyl	11	12	6	16	9	6	6	5	7	3	5	6	1	9	6
Karagandy	1	7	4	1	1	1	2	3	0	0	0	5	1	1	1
Kostanai	6	9	4	7	5	3	7	3	3	3	3	2	1	4	2
Kyzylorda	6	7	1	1	2	5	4	0	0	0	1	3	1	1	2
Mangystau	1	1	7	3	0	1	1	4	1	0	0	0	3	2	0
Pavlodar	3	3	5	2	1	2	2	4	1	1	1	1	1	1	0
Soltustik Kazakhstan	3	4	0	5	1	2	3	0	2	0	1	1	0	3	1
Turkistan*	26	13	21	20	20	19	9	8	9	10	7	4	13	11	10
Shygys Kazakhstan	4	11	4	6	4	1	7	0	4	2	3	4	4	2	2

Continuation

	Per 10,000 births														
	boys and girls					boys					girls				
	2014	2015	2016	2017	2018	2014	2015	2016	2017	2018	2014	2015	2016	2017	2018
Total population															
Republic of Kazakhstan	4.40	4.89	4.50	4.05	3.78	5.47	5.21	4.97	4.06	4.30	3.27	4.55	3.98	4.03	3.23
Akmola	6.25	12.60	9.59	8.13	4.03	7.62	15.30	7.73	11.01	3.13	4.81	9.74	11.57	5.04	4.98
Aktobe	2.57	1.50	2.53	1.57	2.05	1.96	1.93	1.96	1.01	3.98	3.22	1.05	3.13	2.16	0.00
Almaty	4.63	6.11	6.13	3.00	4.97	5.85	5.94	7.61	3.47	5.42	3.33	6.29	4.54	2.49	4.49
Atyrau	4.90	1.83	3.00	3.65	4.72	5.93	2.36	4.65	4.71	5.71	3.80	1.26	1.24	2.51	3.67
Batys Kazakhstan	7.69	3.85	6.09	4.67	3.07	7.44	1.49	4.36	3.02	5.97	7.97	6.36	7.99	6.42	0.00
Zhambyl	5.77	7.34	4.97	7.18	4.83	5.97	8.15	6.94	6.60	4.32	5.56	6.48	2.91	7.80	5.37
Karagandy	4.42	7.33	5.00	3.52	4.80	6.26	7.13	4.87	2.59	4.19	2.48	7.53	5.13	4.50	5.46
Kostanai	4.68	11.74	5.67	8.52	5.15	4.58	15.18	7.80	6.54	6.69	4.80	8.08	3.36	10.68	3.52
Kyzylorda	4.94	3.54	2.07	2.11	1.04	6.73	3.90	1.98	2.04	0.00	3.05	3.14	2.16	2.18	2.16
Mangystau	1.58	0.52	3.55	3.10	0.51	3.06	1.00	3.92	3.98	0.00	0.00	0.00	3.15	2.15	1.05
Pavlodar	3.83	9.37	7.91	3.33	5.05	5.95	7.65	10.70	1.60	8.23	1.58	11.15	4.92	5.19	1.72
Soltustik Kazakhstan	4.86	4.91	0.00	9.48	4.16	7.10	7.06	0.00	8.04	5.39	2.49	2.55	0.00	10.94	2.85
Turkistan*	4.65	3.06	4.30	3.94	4.45	6.66	3.57	4.27	3.28	4.68	2.53	2.52	4.32	4.65	4.21
Shygys Kazakhstan	2.96	7.82	3.49	5.87	4.57	2.46	8.48	3.36	7.88	3.52	3.50	7.12	3.63	3.72	5.68
Nur-Sultan city	5.48	5.02	6.17	4.60	4.83	6.54	4.55	6.35	6.11	7.37	4.37	5.51	5.97	2.95	2.13
Almaty city	2.38	1.29	1.58	2.55	2.42	2.62	1.24	2.45	3.06	2.94	2.12	1.34	0.65	1.99	1.88
Shymkent city	-	-	-	1.94	2.24	-	-	-	0.75	2.87	-	-	-	3.22	1.56
Urban population															
Republic of Kazakhstan	3.49	4.30	3.93	3.01	3.47	3.95	3.96	4.64	3.38	4.39	3.00	4.67	3.16	2.62	2.48
Akmola	2.96	11.86	4.46	1.52	3.10	0.00	17.17	2.88	0.00	0.00	6.10	6.14	6.15	3.17	6.47
Aktobe	3.14	0.00	0.76	0.69	2.79	1.50	0.00	0.00	1.33	5.38	4.95	0.00	1.58	0.00	0.00
Almaty	2.40	11.77	7.13	3.14	3.98	1.56	6.10	10.68	4.58	4.68	3.29	17.81	3.31	1.62	3.26
Atyrau	2.45	0.00	4.67	2.21	5.49	2.36	0.00	6.81	4.25	4.25	2.54	0.00	2.40	0.00	6.82
Batys Kazakhstan	8.71	4.31	8.16	5.42	5.30	5.63	0.00	5.20	5.26	10.34	12.00	8.85	11.40	5.59	0.00
Zhambyl	5.26	7.93	7.07	2.76	3.52	5.14	10.14	8.63	3.61	5.12	5.40	5.52	5.43	1.88	1.82
Karagandy	5.06	5.63	4.15	3.86	5.43	6.88	6.99	3.05	3.25	5.17	3.13	4.19	5.29	4.49	5.70
Kostanai	0.00	8.39	4.26	4.42	1.47	0.00	8.04	5.52	2.87	2.90	0.00	8.77	2.93	6.06	0.00
Kyzylorda	4.28	0.00	3.25	3.32	0.00	4.14	0.00	4.12	4.30	0.00	4.43	0.00	2.28	2.28	0.00
Mangystau	2.19	0.00	0.00	3.28	1.13	4.27	0.00	0.00	6.39	0.00	0.00	0.00	0.00	0.00	2.34
Pavlodar	2.23	10.05	5.66	2.39	6.01	4.33	6.54	6.51	0.00	9.40	0.00	13.71	4.73	5.02	2.46
Soltustik Kazakhstan	2.58	0.00	0.00	5.62	5.61	4.90	0.00	0.00	5.61	10.91	0.00	0.00	0.00	5.63	0.00
Turkistan*	3.32	3.18	3.62	0.75	2.85	4.82	3.07	5.00	0.00	4.17	1.72	3.29	2.15	1.54	1.45
Shygys Kazakhstan	2.06	4.83	2.73	4.94	4.23	2.69	4.03	5.26	6.85	2.69	1.40	5.67	0.00	2.92	5.89
Nur-Sultan city	5.48	5.02	6.17	4.60	4.83	6.54	4.55	6.35	6.11	7.37	4.37	5.51	5.97	2.95	2.13
Almaty city	2.38	1.29	1.58	2.55	2.42	2.62	1.24	2.45	3.06	2.94	2.12	1.34	0.65	1.99	1.88
Shymkent city	-	-	-	1.94	2.24	-	-	-	0.75	2.87	-	-	-	3.22	1.56
Rural population															
Republic of Kazakhstan	5.54	5.65	5.25	5.52	4.23	7.37	6.84	5.42	5.04	4.17	3.61	4.39	5.07	6.04	4.30
Akmola	9.91	13.45	15.54	15.67	5.03	16.16	13.13	13.38	23.77	6.64	3.38	13.80	17.89	7.15	3.39
Aktobe	1.48	4.46	6.01	4.30	0.00	2.86	5.73	5.88	0.00	0.00	0.00	3.09	6.15	8.71	0.00
Almaty	5.37	4.12	5.81	2.95	5.30	7.28	5.89	6.59	3.10	5.67	3.33	2.26	4.95	2.80	4.90
Atyrau	7.37	3.65	1.24	5.41	3.82	9.55	4.63	2.40	5.29	7.41	5.05	2.55	0.00	5.54	0.00
Batys Kazakhstan	6.57	3.31	3.44	3.65	0.00	9.51	3.20	3.29	0.00	0.00	3.41	3.43	3.59	7.53	0.00
Zhambyl	6.09	6.93	3.56	10.26	5.76	6.48	6.79	5.80	8.65	3.72	5.68	7.07	1.21	11.99	7.94
Karagandy	1.96	13.96	8.45	2.19	2.21	3.82	7.68	12.17	0.00	0.00	0.00	20.69	4.41	4.54	4.51
Kostanai	10.55	16.00	7.54	14.14	10.35	10.28	24.50	10.76	11.39	11.84	10.80	7.23	3.97	17.25	8.69
Kyzylorda	5.52	6.62	0.99	1.01	2.02	8.98	7.35	0.00	0.00	0.00	1.89	5.85	2.05	2.10	4.13
Mangystau	1.02	0.92	6.34	2.93	0.00	1.95	1.77	6.96	1.86	0.00	0.00	0.00	5.66	4.11	0.00
Pavlodar	7.37	7.77	13.12	5.49	2.80	9.53	10.27	20.67	5.40	5.50	5.07	5.23	5.32	5.58	0.00
Soltustik Kazakhstan	6.88	9.36	0.00	13.06	2.73	9.13	13.50	0.00	10.26	0.00	4.61	4.85	0.00	15.97	5.60
Turkistan*	5.75	2.96	4.90	5.02	5.01	8.19	4.00	3.62	4.38	4.85	3.18	1.86	6.25	5.69	5.18
Shygys Kazakhstan	4.43	12.82	4.83	7.50	5.16	2.11	15.91	0.00	9.70	5.04	6.96	9.57	10.08	5.15	5.30

7.11 Dead from certain causes of death

From tuberculosis diseases

	Number of deaths, people														
	total					male					female				
	2014	2015	2016	2017	2018	2014	2015	2016	2017	2018	2014	2015	2016	2017	2018
Total population															
Republic of Kazakhstan	852	697	576	540	466	621	524	426	399	346	231	173	150	141	120
Akmola	36	35	30	28	12	25	21	21	19	9	11	14	9	9	3
Aktobe	37	32	31	21	26	29	23	24	16	20	8	9	7	5	6
Almaty	48	36	30	31	23	35	31	21	22	16	13	5	9	9	7
Atyrau	25	18	13	14	12	17	12	11	10	7	8	6	2	4	5
Batys Kazakhstan	27	23	15	16	18	22	20	11	12	16	5	3	4	4	2
Zhambyl	51	41	32	33	29	34	33	25	26	21	17	8	7	7	8
Karagandy	113	112	88	57	60	80	88	62	43	42	33	24	26	14	18
Kostanai	51	48	38	35	33	42	36	27	22	27	9	12	11	13	6
Kyzylorda	32	26	28	32	21	21	18	21	26	15	11	8	7	6	6
Mangystau	32	20	16	22	18	23	14	9	16	14	9	6	7	6	4
Pavlodar	48	35	22	28	20	38	26	19	17	17	10	9	3	11	3
Soltustik Kazakhstan	30	24	21	26	19	19	19	18	19	14	11	5	3	7	5
Turkistan*	102	80	66	42	34	68	63	44	30	24	34	17	22	12	10
Shygys Kazakhstan	112	68	56	58	44	86	53	48	47	31	26	15	8	11	13
Nur-Sultan city	26	35	28	19	32	16	22	19	9	22	10	13	9	10	10
Almaty city	82	64	62	50	48	66	45	46	42	37	16	19	16	8	11
Shymkent city	-	-	-	28	17	-	-	-	23	14	-	-	-	5	3
Urban population															
Republic of Kazakhstan	589	498	400	384	335	437	378	299	285	249	152	120	101	99	86
Akmola	19	20	16	14	7	11	10	9	9	7	8	10	7	5	0
Aktobe	27	20	27	15	18	22	16	23	12	15	5	4	4	3	3
Almaty	13	11	8	14	6	11	10	6	12	3	2	1	2	2	3
Atyrau	14	10	3	8	10	10	6	2	6	7	4	4	1	2	3
Batys Kazakhstan	21	18	10	9	12	16	16	7	7	10	5	2	3	2	2
Zhambyl	27	26	14	24	22	18	20	10	19	15	9	6	4	5	7
Karagandy	95	102	74	49	55	68	81	55	36	38	27	21	19	13	17
Kostanai	31	26	23	21	23	27	21	15	15	18	4	5	8	6	5
Kyzylorda	21	18	17	21	10	16	12	15	15	6	5	6	2	6	4
Mangystau	19	10	10	12	11	14	9	6	7	8	5	1	4	5	3
Pavlodar	37	25	16	19	14	29	17	14	11	12	8	8	2	8	2
Soltustik Kazakhstan	18	15	13	21	12	10	12	11	15	10	8	3	2	6	2
Turkistan*	62	52	40	18	9	42	44	28	12	7	20	8	12	6	2
Shygys Kazakhstan	77	46	39	42	29	61	37	33	35	20	16	9	6	7	9
Nur-Sultan city	26	35	28	19	32	16	22	19	9	22	10	13	9	10	10
Almaty city	82	64	62	50	48	66	45	46	42	37	16	19	16	8	11
Shymkent city	-	-	-	28	17	-	-	-	23	14	-	-	-	5	3
Rural population															
Republic of Kazakhstan	263	199	176	156	131	184	146	127	114	97	79	53	49	42	34
Akmola	17	15	14	14	5	14	11	12	10	2	3	4	2	4	3
Aktobe	10	12	4	6	8	7	7	1	4	5	3	5	3	2	3
Almaty	35	25	22	17	17	24	21	15	10	13	11	4	7	7	4
Atyrau	11	8	10	6	2	7	6	9	4		4	2	1	2	2
Batys Kazakhstan	6	5	5	7	6	6	4	4	5	6	0	1	1	2	0
Zhambyl	24	15	18	9	7	16	13	15	7	6	8	2	3	2	1
Karagandy	18	10	14	8	5	12	7	7	7	4	6	3	7	1	1
Kostanai	20	22	15	14	10	15	15	12	7	9	5	7	3	7	1
Kyzylorda	11	8	11	11	11	5	6	6	11	9	6	2	5	0	2
Mangystau	13	10	6	10	7	9	5	3	9	6	4	5	3	1	1
Pavlodar	11	10	6	9	6	9	9	5	6	5	2	1	1	3	1
Soltustik Kazakhstan	12	9	8	5	7	9	7	7	4	4	3	2	1	1	3
Turkistan*	40	28	26	24	25	26	19	16	18	17	14	9	10	6	8
Shygys Kazakhstan	35	22	17	16	15	25	16	15	12	11	10	6	2	4	4

Continuation

	Per 100,000 people														
	total					male					female				
	2014	2015	2016	2017	2018	2014	2015	2016	2017	2018	2014	2015	2016	2017	2018
Total population															
Republic of Kazakhstan	4.93	3.97	3.24	2.99	2.55	7.44	6.18	4.95	4.57	3.91	2.58	1.91	1.63	1.51	1.27
Akmola	4.89	4.73	4.06	3.80	1.62	7.03	5.87	5.87	5.33	2.51	2.89	3.66	2.36	2.37	0.79
Aktobe	4.54	3.86	3.69	2.47	3.01	7.36	5.74	5.91	3.88	4.78	1.90	2.10	1.61	1.14	1.35
Almaty	2.43	1.86	1.53	1.55	1.13	3.60	3.26	2.17	2.23	1.59	1.31	0.51	0.90	0.89	0.68
Atyrau	4.35	3.06	2.16	2.28	1.91	6.03	4.15	3.72	3.31	2.26	2.73	2.01	0.65	1.28	1.57
Batys Kazakhstan	4.31	3.63	2.35	2.48	2.77	7.26	6.53	3.56	3.85	5.08	1.54	0.92	1.21	1.20	0.60
Zhambyl	4.67	3.71	2.88	2.96	2.59	6.36	6.09	4.57	4.74	3.80	3.06	1.42	1.24	1.23	1.40
Karagandy	8.22	8.11	6.36	4.13	4.35	12.32	13.46	9.46	6.57	6.42	4.56	3.30	3.57	1.93	2.48
Kostanai	5.79	5.44	4.31	3.99	3.77	10.09	8.63	6.47	5.29	6.51	1.94	2.58	2.37	2.82	1.31
Kyzylorda	4.29	3.43	3.64	4.11	2.66	5.63	4.75	5.46	6.67	3.79	2.95	2.11	1.82	1.54	1.53
Mangystau	5.36	3.24	2.52	3.38	2.69	7.75	4.56	2.85	4.93	4.20	3.00	1.94	2.20	1.83	1.19
Pavlodar	6.36	4.62	2.90	3.70	2.65	10.69	7.28	5.31	4.76	4.76	2.51	2.25	0.75	2.76	0.75
Soltustik Kazakhstan	5.23	4.21	3.71	4.64	3.41	6.95	6.98	6.66	7.09	5.26	3.66	1.67	1.01	2.39	1.72
Turkistan*	3.70	2.84	2.31	2.13	1.72	4.96	4.50	3.09	3.01	2.39	2.45	1.20	1.53	1.23	1.02
Shygys Kazakhstan	8.03	4.87	4.02	4.18	3.19	12.96	7.97	7.23	7.11	4.71	3.56	2.05	1.10	1.52	1.80
Nur-Sultan city	3.12	4.06	3.03	1.90	3.03	3.98	5.29	4.27	1.87	4.34	2.32	2.91	1.88	1.93	1.83
Almaty city	5.29	3.83	3.59	2.81	2.63	9.34	5.89	5.83	5.18	4.43	1.87	2.09	1.71	0.83	1.11
Shymkent city	-	-	-	3.00	1.73	-	-	-	5.13	2.97	-	-	-	1.03	0.59
Urban population															
Republic of Kazakhstan	6.11	5.01	3.94	3.68	3.16	9.66	8.09	6.26	5.80	4.98	2.97	2.28	1.88	1.80	1.53
Akmola	5.48	5.73	4.57	4.02	2.01	6.77	6.11	5.48	5.49	4.27	4.34	5.39	3.77	2.71	0.00
Aktobe	5.35	3.88	5.13	2.53	2.96	9.22	6.55	9.22	4.24	5.18	1.88	1.47	1.44	0.96	0.94
Almaty	2.67	2.35	1.69	2.98	1.30	4.75	4.48	2.66	5.34	1.36	0.79	0.41	0.81	0.82	1.25
Atyrau	5.19	3.59	1.04	2.49	3.05	7.76	4.50	1.45	3.88	4.43	2.84	2.75	0.67	1.20	1.77
Batys Kazakhstan	6.78	5.72	3.12	2.74	3.57	11.16	10.98	4.71	4.59	6.39	3.01	1.18	1.74	1.13	1.11
Zhambyl	6.14	5.83	3.12	5.38	4.94	8.66	9.47	4.70	8.97	7.09	3.88	2.55	1.69	2.13	2.99
Karagandy	8.77	9.34	6.74	4.46	5.01	13.52	15.95	10.77	7.03	7.42	4.66	3.59	3.24	2.21	2.90
Kostanai	6.78	5.61	4.91	4.46	4.85	12.90	9.89	6.99	6.94	8.26	1.61	1.99	3.16	2.36	1.95
Kyzylorda	6.55	5.47	5.04	6.11	2.86	10.21	7.45	9.09	8.92	3.51	3.05	3.56	1.16	3.42	2.25
Mangystau	6.77	3.71	3.47	4.42	4.07	10.10	6.65	4.21	5.14	5.92	3.52	0.74	2.75	3.70	2.22
Pavlodar	7.01	4.70	2.99	3.56	2.63	11.94	6.93	5.68	4.46	4.88	2.81	2.79	0.69	2.78	0.70
Soltustik Kazakhstan	7.43	6.10	5.22	8.37	4.76	9.12	10.76	9.73	13.16	8.72	6.03	2.23	1.47	4.38	1.45
Turkistan*	5.35	4.12	3.10	4.62	2.31	7.48	7.17	4.46	6.14	3.57	3.35	1.23	1.81	3.10	1.03
Shygys Kazakhstan	9.33	5.53	4.66	4.99	3.42	16.05	9.65	8.55	9.00	5.11	3.59	2.01	1.33	1.54	1.97
Nur-Sultan city	3.12	4.06	3.03	1.90	3.03	3.98	5.29	4.27	1.87	4.34	2.32	2.91	1.88	1.93	1.83
Almaty city	5.29	3.83	3.59	2.81	2.63	9.34	5.89	5.83	5.18	4.43	1.90	2.09	1.71	0.83	1.11
Shymkent city	-	-	-	3.00	1.73	-	-	-	5.13	2.97	-	-	-	1.03	0.59
Rural population															
Republic of Kazakhstan	3.44	2.62	2.30	2.05	1.71	4.81	3.84	3.32	2.98	2.52	2.06	1.39	1.29	1.11	0.89
Akmola	4.37	3.83	3.59	3.61	1.28	7.25	5.67	6.21	5.19	1.03	1.53	2.03	1.02	2.05	1.53
Aktobe	3.21	3.84	1.27	2.33	3.13	4.51	4.48	0.64	3.09	3.89	1.92	3.19	1.91	1.56	2.36
Almaty	2.35	1.70	1.47	1.11	1.08	3.24	2.88	2.02	1.31	1.66	1.46	0.54	0.93	0.91	0.51
Atyrau	3.61	2.59	3.19	2.05	0.67	4.57	3.86	5.70	2.71	0.00	2.64	1.30	0.64	1.38	1.35
Batys Kazakhstan	1.89	1.57	1.57	2.22	1.91	3.76	2.49	2.49	3.14	3.79	0.00	0.63	0.63	1.28	0.00
Zhambyl	3.68	2.28	2.71	1.34	1.04	4.89	3.93	4.49	2.08	1.76	2.46	0.61	0.91	0.60	0.30
Karagandy	6.18	3.46	4.89	2.83	1.78	8.19	4.80	4.84	4.90	2.81	4.15	2.09	4.94	0.72	0.72
Kostanai	4.72	5.25	3.63	3.44	2.50	7.24	7.32	5.92	3.50	4.57	2.31	3.27	1.42	3.39	0.49
Kyzylorda	2.59	1.86	2.55	2.53	2.50	2.31	2.75	2.73	4.97	4.01	2.87	0.95	2.36	0.00	0.93
Mangystau	4.11	2.88	1.73	2.63	1.75	5.69	2.91	1.73	4.78	3.03	2.53	2.85	1.73	0.52	0.50
Pavlodar	4.85	4.45	2.69	4.06	2.71	7.98	8.03	4.49	5.41	4.50	1.75	0.89	0.89	2.70	0.90
Soltustik Kazakhstan	3.62	2.77	2.52	1.61	2.30	5.49	4.36	4.45	2.60	2.64	1.79	1.22	0.62	0.64	1.96
Turkistan*	2.50	1.80	1.66	1.52	1.57	3.21	2.42	2.01	2.25	2.11	1.77	1.17	1.29	0.77	1.02
Shygys Kazakhstan	6.14	3.90	3.06	2.94	2.81	8.81	5.69	5.41	4.41	4.12	3.50	2.12	0.72	1.47	1.50

From transport accidents

	Number of deaths, people														
	total					male					female				
	2014	2015	2016	2017	2018	2014	2015	2016	2017	2018	2014	2015	2016	2017	2018
Total population															
Republic of Kazakhstan	2814	2659	2718	2353	2413	2111	1982	2005	1689	1772	703	677	713	664	641
Akmola	100	80	96	112	78	75	52	70	79	61	25	28	26	33	17
Aktobe	124	126	94	91	110	82	95	68	63	78	42	31	26	28	32
Almaty	465	470	462	396	339	336	353	353	286	266	129	117	109	110	73
Atyrau	85	71	72	55	101	58	51	47	37	70	27	20	25	18	31
Batys Kazakhstan	83	96	91	98	116	66	67	74	67	87	17	29	17	31	29
Zhambyl	197	242	250	192	197	149	184	185	130	148	48	58	65	62	49
Karagandy	202	191	165	163	203	154	149	119	117	143	48	42	46	46	60
Kostanai	144	128	82	91	85	113	96	58	67	60	31	32	24	24	25
Kyzylorda	108	99	138	89	95	68	76	105	67	73	40	23	33	22	22
Mangystau	103	87	103	72	52	81	63	76	49	39	22	24	27	23	13
Pavlodar	110	95	96	62	85	85	65	76	42	60	25	30	20	20	25
Soltustik Kazakhstan	81	59	53	51	54	64	47	43	42	39	17	12	10	9	15
Turkistan*	570	494	570	392	368	448	382	418	288	281	122	112	152	104	87
Shygys Kazakhstan	183	202	210	141	149	136	144	157	106	115	47	58	53	35	34
Nur-Sultan city	74	72	80	81	86	59	52	56	58	62	15	20	24	23	24
Almaty city	185	147	156	147	183	137	106	100	98	111	48	41	56	49	72
Shymkent city	-	-	-	120	112	-	-	-	93	79	-	-	-	27	33
Urban population															
Republic of Kazakhstan	1394	1292	1269	1124	1218	1014	924	886	804	886	380	368	383	320	332
Akmola	47	36	38	65	38	30	20	25	44	27	17	16	13	21	11
Aktobe	82	75	54	54	70	54	57	39	35	49	28	18	15	19	21
Almaty	127	134	115	81	80	86	91	88	61	67	41	43	27	20	13
Atyrau	32	23	31	20	53	24	16	17	14	39	8	7	14	6	14
Batys Kazakhstan	43	49	42	47	61	35	29	34	34	48	8	20	8	13	13
Zhambyl	79	86	91	64	68	55	62	62	40	49	24	24	29	24	19
Karagandy	159	146	121	112	143	120	114	83	79	102	39	32	38	33	41
Kostanai	51	54	34	44	48	39	38	25	35	35	12	16	9	9	13
Kyzylorda	47	45	41	43	41	25	33	31	30	33	22	12	10	13	8
Mangystau	41	42	35	29	23	29	28	23	22	17	12	14	12	7	6
Pavlodar	61	58	54	40	49	45	39	42	26	34	16	19	12	14	15
Soltustik Kazakhstan	19	25	24	14	15	17	19	16	13	12	2	6	8	1	3
Turkistan*	255	209	246	94	78	197	155	169	68	66	58	54	77	26	12
Shygys Kazakhstan	92	91	107	69	70	62	65	76	54	56	30	26	31	15	14
Nur-Sultan city	74	72	80	81	86	59	52	56	58	62	15	20	24	23	24
Almaty city	185	147	156	147	183	137	106	100	98	111	48	41	56	49	72
Shymkent city	-	-	-	120	112	-	-	-	93	79	-	-	-	27	33
Rural population															
Republic of Kazakhstan	1420	1367	1449	1229	1195	1097	1058	1119	885	886	323	309	330	344	309
Akmola	53	44	58	47	40	45	32	45	35	34	8	12	13	12	6
Aktobe	42	51	40	37	40	28	38	29	28	29	14	13	11	9	11
Almaty	338	336	347	315	259	250	262	265	225	199	88	74	82	90	60
Atyrau	53	48	41	35	48	34	35	30	23	31	19	13	11	12	17
Batys Kazakhstan	40	47	49	51	55	31	38	40	33	39	9	9	9	18	16
Zhambyl	118	156	159	128	129	94	122	123	90	99	24	34	36	38	30
Karagandy	43	45	44	51	60	34	35	36	38	41	9	10	8	13	19
Kostanai	93	74	48	47	37	74	58	33	32	25	19	16	15	15	12
Kyzylorda	61	54	97	46	54	43	43	74	37	40	18	11	23	9	14
Mangystau	62	45	68	43	29	52	35	53	27	22	10	10	15	16	7
Pavlodar	49	37	42	22	36	40	26	34	16	26	9	11	8	6	10
Soltustik Kazakhstan	62	34	29	37	39	47	28	27	29	27	15	6	2	8	12
Turkistan*	315	285	324	298	290	251	227	249	220	215	64	58	75	78	75
Shygys Kazakhstan	91	111	103	72	79	74	79	81	52	59	17	32	22	20	20

Continuation

	Per 100,000 people														
	total					male					female				
	2014	2015	2016	2017	2018	2014	2015	2016	2017	2018	2014	2015	2016	2017	2018
Total population															
Republic of Kazakhstan	16.28	15.16	15.27	13.04	13.20	25.28	23.38	23.30	19.35	20.02	7.86	7.47	7.76	7.13	6.80
Akmola	13.59	10.80	12.98	15.20	10.56	21.10	14.54	19.58	22.14	17.02	6.57	7.32	6.81	8.69	4.47
Aktobe	15.20	15.20	11.19	10.68	12.74	20.82	23.73	16.74	15.29	18.65	9.95	7.24	5.99	6.37	7.18
Almaty	23.51	24.29	23.51	19.80	16.72	34.58	37.07	36.45	28.94	26.49	12.83	11.91	10.93	10.87	7.13
Atyrau	14.79	12.08	11.98	8.96	16.10	20.57	17.66	15.90	12.24	22.65	9.23	6.69	8.18	5.77	9.74
Batys Kazakhstan	13.24	15.15	14.24	15.21	17.86	21.79	21.89	23.95	21.49	27.64	5.24	8.86	5.15	9.33	8.66
Zhambyl	18.05	21.91	22.46	17.20	17.57	27.85	33.95	33.84	23.69	26.82	8.63	10.31	11.48	10.93	8.61
Karagandy	14.70	13.83	11.92	11.80	14.72	23.71	22.80	18.16	17.87	21.85	6.63	5.77	6.32	6.33	8.27
Kostanai	16.34	14.50	9.30	10.37	9.72	27.14	23.01	13.90	16.11	14.46	6.67	6.88	5.17	5.20	5.44
Kyzylorda	14.47	13.04	17.94	11.44	12.04	18.24	20.04	27.29	17.20	18.46	10.71	6.06	8.58	5.66	5.59
Mangystau	17.25	14.10	16.23	11.05	7.77	27.30	20.53	24.05	15.10	11.70	7.32	7.74	8.47	7.03	3.87
Pavlodar	14.58	12.55	12.67	8.20	11.27	23.90	18.20	21.24	11.75	16.81	6.27	7.50	5.00	5.02	6.29
Soltustik Kazakhstan	14.11	10.34	9.36	9.09	9.70	23.41	17.27	15.91	15.68	14.66	5.66	4.02	3.38	3.07	5.16
Turkistan*	20.65	17.55	19.93	19.88	18.58	32.69	27.32	29.39	28.90	28.02	8.78	7.91	10.57	10.66	8.90
Shygys Kazakhstan	13.12	14.47	15.08	10.17	10.79	20.49	21.67	23.66	16.04	17.46	6.43	7.93	7.27	4.82	4.71
Nur-Sultan city	8.88	8.35	8.67	8.09	8.16	14.66	12.50	12.59	12.02	12.23	3.48	4.48	5.02	4.43	4.38
Almaty city	11.94	8.79	9.03	8.27	10.01	19.38	13.86	12.66	12.08	13.29	5.69	4.52	5.97	5.08	7.25
Shymkent city	-	-	-	12.87	11.42	-	-	-	20.73	16.75	-	-	-	5.58	6.48
Urban population															
Republic of Kazakhstan	14.47	13.00	12.49	10.79	11.49	22.42	19.77	18.54	16.38	17.73	7.43	6.99	7.12	5.81	5.92
Akmola	13.55	10.31	10.86	18.64	10.90	18.47	12.22	15.22	26.84	16.45	9.22	8.62	7.00	11.37	5.97
Aktobe	16.25	14.54	10.26	9.09	11.51	22.63	23.33	15.63	12.38	16.91	10.52	6.63	5.42	6.10	6.59
Almaty	26.13	28.61	24.32	17.25	17.36	37.12	40.74	38.97	27.16	30.37	16.12	17.55	10.93	8.16	5.41
Atyrau	11.86	8.25	10.78	6.22	16.17	18.63	12.00	12.34	9.04	24.69	5.68	4.81	9.35	3.59	8.24
Batys Kazakhstan	13.88	15.56	13.09	14.29	18.14	24.40	19.89	22.89	22.29	30.69	4.81	11.83	4.64	7.37	7.23
Zhambyl	17.97	19.28	20.26	14.34	15.27	26.46	29.35	29.12	18.88	23.15	10.36	10.22	12.28	10.24	8.13
Karagandy	14.68	13.36	11.02	10.19	13.02	23.86	22.45	16.25	15.43	19.92	6.73	5.47	6.48	5.62	6.99
Kostanai	11.15	11.64	7.26	9.35	10.12	18.64	17.89	11.65	16.20	16.07	4.83	6.36	3.55	3.53	5.07
Kyzylorda	14.65	13.66	12.16	12.52	11.74	15.95	20.49	18.80	17.85	19.29	13.41	7.13	5.80	7.41	4.49
Mangystau	14.61	15.56	12.16	10.69	8.51	20.93	20.70	16.14	16.16	12.57	8.45	10.40	8.26	5.17	4.45
Pavlodar	11.56	10.90	10.10	7.49	9.20	18.53	15.91	17.04	10.55	13.83	5.62	6.62	4.16	4.87	5.23
Soltustik Kazakhstan	7.84	10.16	9.63	5.58	5.95	15.51	17.04	14.16	11.41	10.47	1.51	4.46	5.88	0.73	2.18
Turkistan*	22.01	16.55	19.07	24.15	20.05	35.10	25.25	26.91	34.79	33.70	9.71	8.33	11.63	13.41	6.21
Shygys Kazakhstan	11.15	10.94	12.78	8.19	8.26	16.32	16.96	19.68	13.89	14.30	6.74	5.80	6.87	3.31	3.07
Nur-Sultan city	8.88	8.35	8.67	8.09	8.16	14.66	12.50	12.59	12.02	12.23	3.48	4.48	5.02	4.43	4.38
Almaty city	11.94	8.79	9.03	8.27	10.01	19.38	13.86	12.66	12.08	13.29	5.69	4.52	5.97	5.08	7.25
Shymkent city	-	-	-	12.87	11.42	-	-	-	20.73	16.75	-	-	-	5.58	6.48
Rural population															
Republic of Kazakhstan	18.55	17.97	18.98	16.13	15.58	28.67	27.81	29.25	23.17	22.99	8.44	8.13	8.66	9.06	8.09
Akmola	13.62	11.25	14.89	12.11	10.25	23.31	16.49	23.29	18.15	17.50	4.08	6.09	6.63	6.15	3.06
Aktobe	13.50	16.31	12.75	14.36	15.66	18.04	24.34	18.50	21.65	22.59	8.98	8.30	7.01	7.01	8.66
Almaty	22.66	22.91	23.25	20.58	16.53	33.78	35.95	35.68	29.47	25.40	11.71	10.03	10.93	11.73	7.66
Atyrau	17.39	15.53	13.08	11.97	16.03	22.19	22.51	19.01	15.59	20.51	12.53	8.46	7.07	8.29	11.46
Batys Kazakhstan	12.61	14.75	15.39	16.17	17.55	19.44	23.70	24.92	20.72	24.62	5.70	5.68	5.70	11.53	10.32
Zhambyl	18.10	23.69	23.95	19.11	19.09	28.73	36.88	36.85	26.71	29.09	7.39	10.37	10.90	11.41	8.94
Karagandy	14.77	15.57	15.38	18.03	21.33	23.20	24.02	24.91	26.58	28.82	6.23	6.98	5.65	9.30	13.67
Kostanai	21.95	17.67	11.61	11.56	9.25	35.74	28.31	16.28	16.02	12.69	8.77	7.48	7.12	7.26	5.91
Kyzylorda	14.34	12.57	22.46	10.58	12.28	19.90	19.70	33.67	16.70	17.84	8.60	5.20	10.85	4.22	6.50
Mangystau	19.59	12.97	19.60	11.31	7.27	32.88	20.40	30.55	14.33	11.10	6.31	5.70	8.65	8.34	3.48
Pavlodar	21.60	16.45	18.82	9.92	16.25	35.46	23.20	30.53	14.42	23.41	7.89	9.74	7.15	5.41	9.05
Soltustik Kazakhstan	18.70	10.47	9.14	11.94	12.81	28.69	17.44	17.16	18.84	17.83	8.94	3.66	1.25	5.13	7.85
Turkistan*	19.66	18.36	20.64	18.83	18.22	31.02	28.93	31.36	27.47	26.65	8.07	7.56	9.67	9.98	9.56
Shygys Kazakhstan	15.97	19.68	18.54	13.22	14.80	26.07	28.09	29.19	19.10	22.09	5.94	11.32	7.91	7.34	7.50

From suicide

	Number of deaths, people														
	total					male					female				
	2014	2015	2016	2017	2018	2014	2015	2016	2017	2018	2014	2015	2016	2017	2018
Total population															
Republic of Kazakhstan	3130	2898	2574	2665	2494	2567	2363	2116	2166	2085	563	535	458	499	409
Akmola	269	251	201	253	189	230	205	173	221	167	39	46	28	32	22
Aktobe	148	169	149	127	129	124	149	126	102	111	24	20	23	25	18
Almaty	424	336	325	378	308	351	259	254	308	260	73	77	71	70	48
Atyrau	92	108	84	80	67	74	88	70	66	59	18	20	14	14	8
Batys Kazakhstan	149	121	112	102	138	122	104	99	88	124	27	17	13	14	14
Zhambyl	186	141	115	106	99	145	118	90	82	84	41	23	25	24	15
Karagandy	365	316	302	306	276	290	256	255	241	231	75	60	47	65	45
Kostanai	279	325	282	251	226	241	265	239	214	185	38	60	43	37	41
Kyzylorda	70	56	56	41	35	56	48	48	37	28	14	8	8	4	7
Mangystau	50	50	71	62	64	39	42	51	46	49	11	8	20	16	15
Pavlodar	102	37	34	73	59	81	26	32	60	49	21	11	2	13	10
Soltustik Kazakhstan	65	95	99	65	84	54	74	79	55	76	11	21	20	10	8
Turkistan*	362	313	249	243	215	287	242	190	185	166	75	71	59	58	49
Shygys Kazakhstan	395	373	316	305	274	327	311	265	241	232	68	62	51	64	42
Nur-Sultan city	70	112	97	100	118	58	94	82	84	98	12	18	15	16	20
Almaty city	104	95	82	89	139	88	82	63	76	105	16	13	19	13	34
Shymkent city	-	-	-	84	74	-	-	-	60	61	-	-	-	24	13
Urban population															
Republic of Kazakhstan	1431	1340	1214	1287	1311	1166	1079	983	1034	1074	265	261	231	253	237
Akmola	106	105	91	99	95	88	84	77	87	85	18	21	14	12	10
Aktobe	67	99	84	74	81	58	84	67	61	67	9	15	17	13	14
Almaty	104	70	80	96	73	90	52	63	79	62	14	18	17	17	11
Atyrau	34	37	39	34	39	24	30	32	27	33	10	7	7	7	6
Batys Kazakhstan	72	48	46	30	57	55	39	42	25	50	17	9	4	5	7
Zhambyl	68	65	47	47	45	56	54	33	35	36	12	11	14	12	9
Karagandy	262	238	211	235	205	208	190	174	186	169	54	48	37	49	36
Kostanai	113	129	110	100	94	94	106	90	86	75	19	23	20	14	19
Kyzylorda	37	28	31	21	23	28	24	27	18	18	9	4	4	3	5
Mangystau	21	19	29	29	28	17	16	21	21	24	4	3	8	8	4
Pavlodar	65	17	22	44	39	50	10	20	37	32	15	7	2	7	7
Soltustik Kazakhstan	15	30	31	23	14	13	22	26	20	14	2	8	5	3	
Turkistan*	111	87	73	41	57	94	67	55	29	41	17	20	18	12	16
Shygys Kazakhstan	182	161	141	141	130	145	125	111	103	104	37	36	30	38	26
Nur-Sultan city	70	112	97	100	118	58	94	82	84	98	12	18	15	16	20
Almaty city	104	95	82	89	139	88	82	63	76	105	16	13	19	13	34
Shymkent city	-	-	-	84	74	-	-	-	60	61	-	-	-	24	13
Rural population															
Republic of Kazakhstan	1699	1558	1360	1378	1183	1401	1284	1133	1132	1011	298	274	227	246	172
Akmola	163	146	110	154	94	142	121	96	134	82	21	25	14	20	12
Aktobe	81	70	65	53	48	66	65	59	41	44	15	5	6	12	4
Almaty	320	266	245	282	235	261	207	191	229	198	59	59	54	53	37
Atyrau	58	71	45	46	28	50	58	38	39	26	8	13	7	7	2
Batys Kazakhstan	77	73	66	72	81	67	65	57	63	74	10	8	9	9	7
Zhambyl	118	76	68	59	54	89	64	57	47	48	29	12	11	12	6
Karagandy	103	78	91	71	71	82	66	81	55	62	21	12	10	16	9
Kostanai	166	196	172	151	132	147	159	149	128	110	19	37	23	23	22
Kyzylorda	33	28	25	20	12	28	24	21	19	10	5	4	4	1	2
Mangystau	29	31	42	33	36	22	26	30	25	25	7	5	12	8	11
Pavlodar	37	20	12	29	20	31	16	12	23	17	6	4	0	6	3
Soltustik Kazakhstan	50	65	68	42	70	41	52	53	35	62	9	13	15	7	8
Turkistan*	251	226	176	202	158	193	175	135	156	125	58	51	41	46	33
Shygys Kazakhstan	213	212	175	164	144	182	186	154	138	128	31	26	21	26	16

Continuation

	Per 100,000 people														
	total					male					female				
	2014	2015	2016	2017	2018	2014	2015	2016	2017	2018	2014	2015	2016	2017	2018
Total population															
Republic of Kazakhstan	18.10	16.52	14.47	14.77	13.65	30.75	27.87	24.59	24.81	23.55	6.30	5.90	4.98	5.36	4.34
Akmola	36.54	33.90	27.18	34.34	25.58	64.70	57.30	48.39	61.95	46.60	10.25	12.02	7.33	8.42	5.78
Aktobe	18.14	20.39	17.73	14.91	14.94	31.49	37.21	31.01	24.75	26.54	5.69	4.67	5.30	5.69	4.04
Almaty	21.44	17.37	16.54	18.90	15.19	36.12	27.20	26.23	31.17	25.89	7.26	7.84	7.12	6.92	4.69
Atyrau	16.01	18.37	13.98	13.03	10.68	26.24	30.47	23.68	21.83	19.09	6.15	6.69	4.58	4.49	2.51
Batys Kazakhstan	23.76	19.10	17.52	15.83	21.24	40.28	33.98	32.04	28.22	39.39	8.33	5.19	3.94	4.21	4.18
Zhambyl	17.04	12.76	10.33	9.50	8.83	27.10	21.77	16.46	14.94	15.22	7.37	4.09	4.41	4.23	2.63
Karagandy	26.57	22.87	21.82	22.15	20.01	44.65	39.17	38.91	36.80	35.30	10.35	8.24	6.45	8.94	6.21
Kostanai	31.66	36.82	31.99	28.61	25.85	57.89	63.50	57.28	51.46	44.60	8.17	12.89	9.26	8.02	8.92
Kyzylorda	9.38	7.38	7.28	5.27	4.44	15.02	12.65	12.48	9.50	7.08	3.75	2.11	2.08	1.03	1.78
Mangystau	8.37	8.11	11.18	9.52	9.56	13.14	13.69	16.14	14.17	14.70	3.66	2.58	6.27	4.89	4.47
Pavlodar	13.52	4.89	4.49	9.66	7.82	22.78	7.28	8.94	16.79	13.73	5.27	2.75	0.50	3.26	2.52
Soltustik Kazakhstan	11.33	16.65	17.48	11.59	15.09	19.75	27.20	29.22	20.53	28.56	3.66	7.03	6.75	3.41	2.75
Turkistan*	13.11	11.12	8.71	12.32	10.86	20.94	17.30	13.36	18.57	16.55	5.40	5.01	4.10	5.95	5.01
Shygys Kazakhstan	28.32	26.72	22.69	22.00	19.84	49.26	46.80	39.94	36.46	35.22	9.30	8.48	6.99	8.82	5.81
Nur-Sultan city	8.40	12.98	10.51	9.98	11.19	14.42	22.59	18.44	17.41	19.34	2.78	4.03	3.14	3.08	3.65
Almaty city	6.71	5.68	4.75	5.01	7.60	12.45	10.72	7.98	9.37	12.58	1.90	1.43	2.03	1.35	3.42
Shymkent city	-	-	-	9.01	7.55	-	-	-	13.38	12.94	-	-	-	4.96	2.55
Urban population															
Republic of Kazakhstan	14.85	13.49	11.95	12.35	12.36	25.78	23.09	20.57	21.06	21.49	5.18	4.96	4.29	4.59	4.23
Akmola	30.56	30.06	26.00	28.39	27.26	54.17	51.31	46.87	53.07	51.80	9.76	11.32	7.54	6.50	5.42
Aktobe	13.27	19.19	15.95	12.46	13.32	24.31	34.39	26.85	21.57	23.12	3.38	5.52	6.14	4.18	4.40
Almaty	21.40	14.94	16.92	20.44	15.84	38.85	23.28	27.90	35.17	28.10	5.50	7.35	6.88	6.94	4.58
Atyrau	12.60	13.27	13.56	10.57	11.90	18.63	22.49	23.22	17.44	20.89	7.09	4.81	4.67	4.19	3.53
Batys Kazakhstan	23.24	15.24	14.33	9.12	16.95	38.35	26.75	28.28	16.39	31.97	10.22	5.32	2.32	2.84	3.89
Zhambyl	15.47	14.57	10.47	10.53	10.10	26.94	25.56	15.50	16.52	17.01	5.18	4.68	5.93	5.12	3.85
Karagandy	24.20	21.79	19.22	21.39	18.67	41.35	37.41	34.06	36.34	33.00	9.31	8.21	6.31	8.35	6.14
Kostanai	24.70	27.81	23.50	21.24	19.82	44.92	49.91	41.94	39.81	34.43	7.65	9.15	7.89	5.50	7.41
Kyzylorda	11.53	8.50	9.19	6.11	6.59	17.86	14.91	16.37	10.71	10.52	5.48	2.38	2.32	1.71	2.81
Mangystau	7.48	7.04	10.07	10.69	10.36	12.27	11.83	14.73	15.43	17.75	2.82	2.23	5.50	5.91	2.96
Pavlodar	12.32	3.19	4.12	8.24	7.32	20.59	4.08	8.11	15.01	13.01	5.27	2.44	0.69	2.43	2.44
Soltustik Kazakhstan	6.19	12.19	12.44	9.16	5.55	11.86	19.73	23.01	17.55	12.21	1.51	5.94	3.67	2.19	0.00
Turkistan*	9.58	6.89	5.66	10.53	14.65	16.75	10.91	8.76	14.84	20.94	2.85	3.08	2.72	6.19	8.28
Shygys Kazakhstan	22.06	19.36	16.84	16.75	15.34	38.16	32.61	28.75	26.49	26.55	8.31	8.03	6.65	8.38	5.71
Nur-Sultan city	8.40	12.98	10.51	9.98	11.19	14.42	22.59	18.44	17.41	19.34	2.78	4.03	3.14	3.08	3.65
Almaty city	6.71	5.68	4.75	5.01	7.60	12.45	10.72	7.98	9.37	12.58	1.90	1.43	2.03	1.35	3.42
Shymkent city	-	-	-	9.01	7.55	-	-	-	13.38	12.94	-	-	-	4.96	2.55
Rural population															
Republic of Kazakhstan	22.20	20.48	17.81	18.09	15.42	36.62	33.75	29.62	29.63	26.23	7.79	7.21	5.96	6.48	4.50
Akmola	41.88	37.32	28.25	39.69	24.08	73.55	62.36	49.68	69.50	42.21	10.71	12.68	7.14	10.25	6.12
Aktobe	26.04	22.38	20.72	20.57	18.80	42.53	41.64	37.64	31.70	34.28	9.62	3.19	3.82	9.35	3.15
Almaty	21.46	18.14	16.41	18.42	15.00	35.27	28.40	25.72	29.99	25.27	7.85	8.00	7.20	6.91	4.72
Atyrau	19.03	22.97	14.36	15.73	9.35	32.64	37.31	24.09	26.44	17.20	5.28	8.46	4.50	4.83	1.35
Batys Kazakhstan	24.27	22.91	20.73	22.83	25.85	42.02	40.54	35.52	39.56	46.72	6.33	5.05	5.70	5.77	4.52
Zhambyl	18.10	11.54	10.24	8.81	7.99	27.20	19.35	17.08	13.95	14.11	8.93	3.66	3.33	3.60	1.79
Karagandy	35.39	26.99	31.80	25.10	25.24	55.96	45.29	56.05	38.46	43.57	14.53	8.38	7.06	11.44	6.48
Kostanai	39.18	46.79	41.60	37.14	33.00	71.00	77.60	73.52	64.06	55.85	8.77	17.29	10.91	11.12	10.84
Kyzylorda	7.76	6.52	5.79	4.60	2.73	12.96	10.99	9.56	8.58	4.46	2.39	1.89	1.89	0.47	0.93
Mangystau	9.16	8.93	12.11	8.68	9.02	13.91	15.16	17.29	13.27	12.61	4.42	2.85	6.92	4.17	5.48
Pavlodar	16.31	8.89	5.38	13.07	9.03	27.48	14.28	10.77	20.73	15.31	5.26	3.54	0.00	5.41	2.71
Soltustik Kazakhstan	15.08	20.02	21.43	13.55	23.00	25.03	32.38	33.69	22.73	40.95	5.36	7.92	9.37	4.49	5.23
Turkistan*	15.67	14.56	11.21	12.77	9.93	23.85	22.30	17.00	19.48	15.49	7.32	6.65	5.29	5.89	4.21
Shygys Kazakhstan	37.37	37.59	31.49	30.11	26.98	64.11	66.13	55.51	50.69	47.93	10.84	9.20	7.55	9.55	6.00

From murder

	Number of deaths, people														
	total					male					female				
	2014	2015	2016	2017	2018	2014	2015	2016	2017	2018	2014	2015	2016	2017	2018
Total population															
Republic of Kazakhstan	1026	1037	947	908	888	800	810	748	732	682	226	227	199	176	206
Akmola	53	49	49	41	30	40	33	38	33	22	13	16	11	8	8
Aktobe	51	41	64	38	41	41	34	54	31	36	10	7	10	7	5
Almaty	163	176	160	183	202	136	144	134	148	161	27	32	26	35	41
Atyrau	22	21	25	22	9	18	16	23	22	8	4	5	2		1
Batys Kazakhstan	47	32	24	25	33	40	26	18	17	23	7	6	6	8	10
Zhambyl	43	29	37	39	40	37	20	30	31	32	6	9	7	8	8
Karagandy	120	163	138	131	112	99	126	104	105	81	21	37	34	26	31
Kostanai	103	89	78	82	79	73	68	61	66	55	30	21	17	16	24
Kyzylorda	34	28	33	40	35	32	22	28	34	28	2	6	5	6	7
Mangystau	18	11	14	5	6	16	11	12	5	4	2	0	2		2
Pavlodar	49	31	25	27	35	35	27	16	20	26	14	4	9	7	9
Soltustik Kazakhstan	47	51	41	28	25	35	36	31	19	17	12	15	10	9	8
Turkistan*	70	87	61	51	39	53	75	52	44	29	17	12	9	7	10
Shygys Kazakhstan	128	145	129	117	107	91	108	98	97	85	37	37	31	20	22
Nur-Sultan city	34	32	38	15	28	27	24	25	13	23	7	8	13	2	5
Almaty city	44	52	31	46	45	27	40	24	33	37	17	12	7	13	8
Shymkent city	-	-	-	18	22	-	-	-	14	15	-	-	-	4	7
Urban population															
Republic of Kazakhstan	591	618	574	512	517	455	469	438	402	394	136	149	136	110	123
Akmola	37	24	29	21	11	29	15	23	16	6	8	9	6	5	5
Aktobe	32	28	44	24	29	26	22	38	19	24	6	6	6	5	5
Almaty	50	51	59	60	65	39	45	45	45	52	11	6	14	15	13
Atyrau	15	12	13	14	5	11	9	11	14	5	4	3	2	0	
Batys Kazakhstan	31	15	12	11	20	26	14	8	5	13	5	1	4	6	7
Zhambyl	16	14	15	16	18	13	8	13	12	15	3	6	2	4	3
Karagandy	92	145	120	112	101	79	110	88	88	72	13	35	32	24	29
Kostanai	48	49	46	43	38	34	39	34	35	28	14	10	12	8	10
Kyzylorda	18	17	18	19	22	17	12	15	17	16	1	5	3	2	6
Mangystau	11	6	7	2	3	9	6	5	2	2	2	0	2	0	1
Pavlodar	38	24	19	20	28	26	21	11	14	21	12	3	8	6	7
Soltustik Kazakhstan	21	18	20	7	7	16	11	17	5	6	5	7	3	2	1
Turkistan*	41	48	33	13	17	33	39	30	12	12	8	9	3	1	5
Shygys Kazakhstan	63	83	70	71	58	43	54	51	58	47	20	29	19	13	11
Nur-Sultan city	34	32	38	15	28	27	24	25	13	23	7	8	13	2	5
Almaty city	44	52	31	46	45	27	40	24	33	37	17	12	7	13	8
Shymkent city	-	-	-	18	22	-	-	-	14	15	-	-	-	4	7
Rural population															
Republic of Kazakhstan	435	419	373	396	371	345	341	310	330	288	90	78	63	66	83
Akmola	16	25	20	20	19	11	18	15	17	16	5	7	5	3	3
Aktobe	19	13	20	14	12	15	12	16	12	12	4	1	4	2	
Almaty	113	125	101	123	137	97	99	89	103	109	16	26	12	20	28
Atyrau	7	9	12	8	4	7	7	12	8	3	0	2	0	0	1
Batys Kazakhstan	16	17	12	14	13	14	12	10	12	10	2	5	2	2	3
Zhambyl	27	15	22	23	22	24	12	17	19	17	3	3	5	4	5
Karagandy	28	18	18	19	11	20	16	16	17	9	8	2	2	2	2
Kostanai	55	40	32	39	41	39	29	27	31	27	16	11	5	8	14
Kyzylorda	16	11	15	21	13	15	10	13	17	12	1	1	2	4	1
Mangystau	7	5	7	3	3	7	5	7	3	2	0	0	0	0	1
Pavlodar	11	7	6	7	7	9	6	5	6	5	2	1	1	1	2
Soltustik Kazakhstan	26	33	21	21	18	19	25	14	14	11	7	8	7	7	7
Turkistan*	29	39	28	38	22	20	36	22	32	17	9	3	6	6	5
Shygys Kazakhstan	65	62	59	46	49	48	54	47	39	38	17	8	12	7	11

Continuation

	Per 100,000 people														
	total					male					female				
	2014	2015	2016	2017	2018	2014	2015	2016	2017	2018	2014	2015	2016	2017	2018
Total population															
Republic of Kazakhstan	5.93	5.91	5.32	5.03	4.86	9.58	9.55	8.69	8.38	7.70	2.53	2.50	2.17	1.89	2.19
Akmola	7.20	6.62	6.63	5.57	4.06	11.25	9.22	10.63	9.25	6.14	3.42	4.18	2.88	2.11	2.10
Aktobe	6.25	4.95	7.62	4.46	4.75	10.41	8.49	13.29	7.52	8.61	2.37	1.63	2.30	1.59	1.12
Almaty	8.24	9.10	8.14	9.15	9.96	14.00	15.12	13.84	14.98	16.03	2.68	3.26	2.61	3.46	4.00
Atyrau	3.83	3.57	4.16	3.58	1.43	6.38	5.54	7.78	7.28	2.59	1.37	1.67	0.65	0.00	0.31
Batys Kazakhstan	7.50	5.05	3.75	3.88	5.08	13.21	8.49	5.82	5.45	7.31	2.16	1.83	1.82	2.41	2.99
Zhambyl	3.94	2.63	3.32	3.49	3.57	6.92	3.69	5.49	5.65	5.80	1.08	1.60	1.24	1.41	1.40
Karagandy	8.73	11.80	9.97	9.48	8.12	15.24	19.28	15.87	16.03	12.38	2.90	5.08	4.67	3.58	4.27
Kostanai	11.69	10.08	8.85	9.35	9.04	17.53	16.30	14.62	15.87	13.26	6.45	4.51	3.66	3.47	5.22
Kyzylorda	4.56	3.69	4.29	5.14	4.44	8.58	5.80	7.28	8.73	7.08	0.54	1.58	1.30	1.54	1.78
Mangystau	3.01	1.78	2.21	0.77	0.90	5.39	3.59	3.80	1.54	1.20	0.67	0.00	0.63	0.00	0.60
Pavlodar	6.50	4.09	3.30	3.57	4.64	9.84	7.56	4.47	5.60	7.28	3.51	1.00	2.25	1.76	2.26
Soltustik Kazakhstan	8.19	8.94	7.24	4.99	4.49	12.80	13.23	11.47	7.09	6.39	3.99	5.02	3.38	3.07	2.75
Turkistan*	2.54	3.09	2.13	2.59	1.97	3.87	5.36	3.66	4.42	2.89	1.22	0.85	0.63	0.72	1.02
Shygys Kazakhstan	9.18	10.39	9.26	8.44	7.75	13.71	16.25	14.77	14.67	12.90	5.06	5.06	4.25	2.76	3.05
Nur-Sultan city	4.08	3.71	4.12	1.50	2.66	6.71	5.77	5.62	2.69	4.54	1.62	1.79	2.72	0.39	0.91
Almaty city	2.84	3.11	1.79	2.59	2.46	3.82	5.23	3.04	4.07	4.43	2.02	1.32	0.75	1.35	0.81
Shymkent city	-	-	-	1.93	2.24	-	-	-	3.12	3.18	-	-	-	0.83	1.37
Urban population															
Republic of Kazakhstan	6.13	6.22	5.65	4.91	4.88	10.06	10.04	9.16	8.19	7.88	2.66	2.83	2.53	2.00	2.19
Akmola	10.67	6.87	8.29	6.02	3.16	17.85	9.16	14.00	9.76	3.66	4.34	4.85	3.23	2.71	2.71
Aktobe	6.34	5.43	8.36	4.04	4.77	10.90	9.01	15.23	6.72	8.28	2.25	2.21	2.17	1.61	1.57
Almaty	10.29	10.89	12.48	12.78	14.10	16.83	20.15	19.93	20.04	23.57	4.32	2.45	5.67	6.12	5.41
Atyrau	5.56	4.30	4.52	4.35	1.53	8.54	6.75	7.98	9.04	3.17	2.84	2.06	1.34	0.00	0.00
Batys Kazakhstan	10.01	4.76	3.74	3.34	5.95	18.13	9.60	5.39	3.28	8.31	3.01	0.59	2.32	3.40	3.89
Zhambyl	3.64	3.14	3.34	3.59	4.04	6.25	3.79	6.11	5.66	7.09	1.29	2.55	0.85	1.71	1.28
Karagandy	8.50	13.27	10.93	10.19	9.20	15.71	21.66	17.23	17.19	14.06	2.24	5.99	5.45	4.09	4.95
Kostanai	10.49	10.56	9.83	9.13	8.01	16.25	18.36	15.84	16.20	12.85	5.64	3.98	4.73	3.14	3.90
Kyzylorda	5.61	5.16	5.34	5.53	6.30	10.85	7.45	9.09	10.11	9.35	0.61	2.97	1.74	1.14	3.37
Mangystau	3.92	2.22	2.43	0.74	1.11	6.50	4.44	3.51	1.47	1.48	1.41	0.00	1.38	0.00	0.74
Pavlodar	7.20	4.51	3.55	3.74	5.26	10.71	8.57	4.46	5.68	8.54	4.22	1.05	2.78	2.09	2.44
Soltustik Kazakhstan	8.67	7.31	8.03	2.79	2.78	14.60	9.86	15.04	4.39	5.23	3.77	5.20	2.20	1.46	0.73
Turkistan*	3.54	3.80	2.56	3.34	4.37	5.88	6.35	4.78	6.14	6.13	1.34	1.39	0.45	0.52	2.59
Shygys Kazakhstan	7.64	9.98	8.36	8.43	6.84	11.32	14.09	13.21	14.92	12.00	4.49	6.47	4.21	2.87	2.41
Nur-Sultan city	4.08	3.71	4.12	1.50	2.66	6.71	5.77	5.62	2.69	4.54	1.62	1.79	2.72	0.39	0.91
Almaty city	2.84	3.11	1.79	2.59	2.46	3.82	5.23	3.04	4.07	4.43	2.02	1.32	0.75	1.35	0.81
Shymkent city	-	-	-	1.93	2.24	-	-	-	3.12	3.18	-	-	-	0.83	1.37
Rural population															
Republic of Kazakhstan	5.68	5.51	4.88	5.20	4.84	9.02	8.96	8.10	8.64	7.47	2.35	2.05	1.65	1.74	2.17
Akmola	4.11	6.39	5.14	5.16	4.87	5.70	9.28	7.76	8.82	8.24	2.55	3.55	2.55	1.54	1.53
Aktobe	6.11	4.16	6.37	5.43	4.70	9.67	7.69	10.21	9.28	9.35	2.57	0.64	2.55	1.56	0.00
Almaty	7.58	8.52	6.77	8.04	8.74	13.11	13.58	11.98	13.49	13.91	2.13	3.53	1.60	2.61	3.57
Atyrau	2.30	2.91	3.83	2.74	1.34	4.57	4.50	7.61	5.42	1.99	0.00	1.30	0.00	0.00	0.67
Batys Kazakhstan	5.04	5.34	3.77	4.44	4.15	8.78	7.48	6.23	7.54	6.31	1.27	3.16	1.27	1.28	1.94
Zhambyl	4.14	2.28	3.31	3.43	3.26	7.34	3.63	5.09	5.64	5.00	0.92	0.92	1.51	1.20	1.49
Karagandy	9.62	6.23	6.29	6.72	3.91	13.65	10.98	11.07	11.89	6.33	5.54	1.40	1.41	1.43	1.44
Kostanai	12.98	9.55	7.74	9.59	10.25	18.84	14.15	13.32	15.51	13.71	7.38	5.14	2.37	3.87	6.90
Kyzylorda	3.76	2.56	3.47	4.83	2.96	6.94	4.58	5.92	7.67	5.35	0.48	0.47	0.94	1.88	0.46
Mangystau	2.21	1.44	2.02	0.79	0.75	4.43	2.91	4.04	1.59	1.01	0.00	0.00	0.00	0.00	0.50
Pavlodar	4.85	3.11	2.69	3.16	3.16	7.98	5.35	4.49	5.41	4.50	1.75	0.89	0.89	0.90	1.81
Soltustik Kazakhstan	7.84	10.17	6.62	6.77	5.91	11.60	15.57	8.90	9.09	7.27	4.17	4.88	4.37	4.49	4.58
Turkistan*	1.81	2.51	1.78	2.40	1.38	2.47	4.59	2.77	4.00	2.11	1.14	0.39	0.77	0.77	0.64
Shygys Kazakhstan	11.41	10.99	10.62	8.45	9.18	16.91	19.20	16.94	14.33	14.23	5.94	2.83	4.31	2.57	4.13

8. Life expectancy

8.1 Life expectancy at birth

years

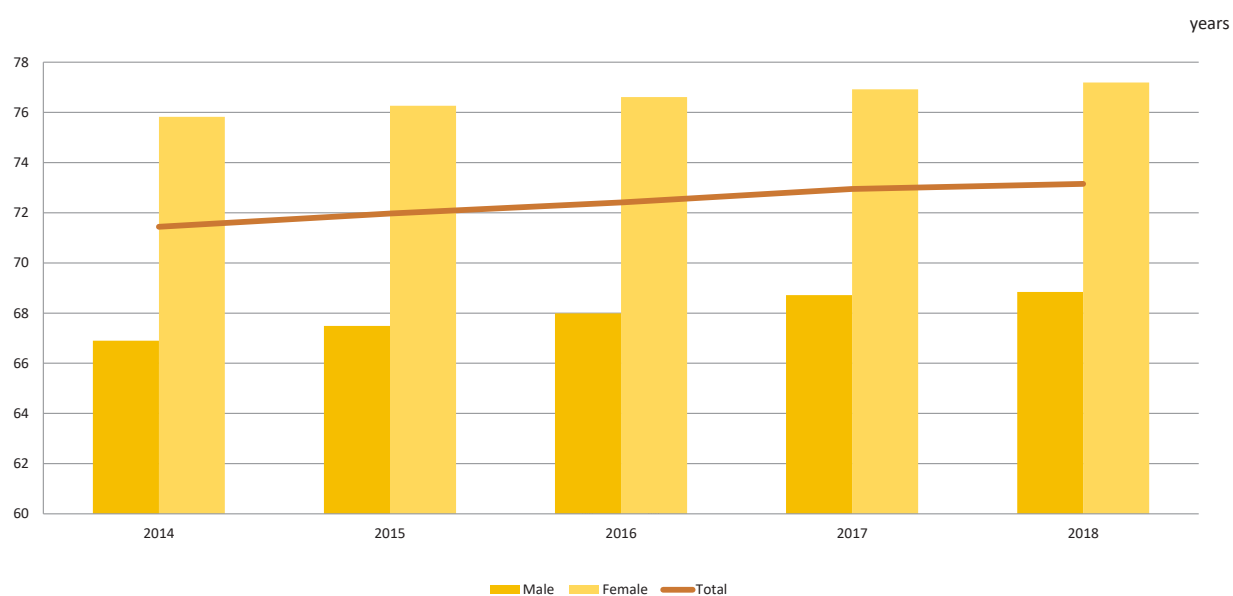
	Total					Male					Female				
	2014	2015	2016	2017	2018	2014	2015	2016	2017	2018	2014	2015	2016	2017	2018
Total population															
Republic of Kazakhstan	71.44	71.97	72.41	72.95	73.15	66.90	67.49	67.99	68.72	68.84	75.82	76.26	76.61	76.92	77.19
Akmola	69.68	70.38	70.91	70.80	71.60	64.59	65.73	66.13	66.19	67.12	74.87	75.00	75.67	75.36	75.99
Aktobe	71.94	72.33	72.82	73.47	73.45	67.25	67.79	68.16	69.20	69.06	76.41	76.64	77.27	77.37	77.49
Almaty	71.82	71.87	72.46	72.70	73.44	67.94	67.91	68.69	68.91	69.89	75.73	75.90	76.09	76.50	77.00
Atyrau	71.66	72.26	71.68	73.22	73.13	67.29	68.08	66.93	69.12	69.00	75.80	76.21	76.34	76.99	76.98
Batys Kazakhstan	71.11	71.56	71.66	72.38	72.43	66.19	66.62	66.47	67.59	67.49	75.96	76.37	76.82	76.97	77.23
Zhambyl	70.96	71.64	71.93	72.43	72.79	66.83	67.40	67.62	68.31	68.49	75.02	75.80	76.19	76.42	76.97
Karagandy	70.12	70.55	70.89	71.57	71.70	65.04	65.76	66.16	67.05	66.87	74.95	75.05	75.32	75.75	76.22
Kostanai	70.30	70.73	71.36	72.20	72.36	65.34	65.60	66.93	67.49	67.64	75.10	75.75	75.58	76.73	76.87
Kyzylorda	70.78	71.80	71.91	72.60	72.98	66.70	67.71	68.01	68.69	69.22	75.06	76.01	75.93	76.59	76.84
Mangystau	72.43	72.83	73.58	74.34	73.73	67.92	68.41	69.42	70.66	69.75	76.97	77.24	77.65	77.81	77.52
Pavlodar	70.59	71.40	71.72	72.10	72.31	65.70	66.31	66.80	67.40	67.26	75.15	76.17	76.29	76.42	77.04
Soltustik Kazakhstan	69.62	70.39	71.01	70.86	71.14	64.28	65.33	66.01	65.87	66.06	75.06	75.41	76.04	75.81	76.16
Turkistan*	71.61	72.14	72.58	72.45	72.95	67.73	68.37	68.98	69.13	69.49	75.49	75.86	76.11	75.80	76.47
Shygys Kazakhstan	70.61	70.83	71.45	71.97	71.97	65.62	65.90	66.25	67.06	67.02	75.50	75.66	76.61	76.75	76.82
Nur-Sultan city	74.88	74.67	74.85	76.21	76.21	70.73	70.55	70.74	72.50	71.87	78.62	78.26	78.42	79.24	79.88
Almaty city	74.07	75.39	75.78	76.01	75.54	69.56	71.03	71.62	72.03	71.84	77.89	79.04	79.17	79.21	78.53
Shymkent city	-	-	-	74.34	74.65	-	-	-	70.77	70.85	-	-	-	77.43	77.99
Urban population															
Republic of Kazakhstan	71.43	72.04	72.48	73.12	73.09	66.50	67.14	67.69	68.60	68.42	75.90	76.46	76.77	77.07	77.21
Akmola	69.07	70.06	70.07	69.84	70.50	63.55	64.94	64.68	64.92	65.49	74.44	74.89	75.25	74.47	75.18
Aktobe	71.89	72.22	72.91	73.64	73.35	66.86	67.50	68.00	69.28	68.90	76.44	76.47	77.32	77.42	77.24
Almaty	70.13	69.79	70.56	71.05	71.05	65.40	64.85	66.02	66.61	66.67	74.66	74.62	74.86	75.19	75.12
Atyrau	71.56	71.50	71.39	73.15	72.79	67.43	67.04	66.46	69.22	68.68	75.15	75.58	75.96	76.53	76.35
Batys Kazakhstan	70.63	71.18	71.43	72.69	72.19	65.33	65.63	65.76	67.65	66.83	75.46	76.23	76.65	77.05	76.90
Zhambyl	69.77	70.57	71.12	71.29	71.79	65.10	65.51	66.11	66.54	66.84	74.02	75.23	75.75	75.58	76.27
Karagandy	70.06	70.47	70.82	71.29	71.49	64.68	65.33	65.85	66.54	66.36	75.03	75.15	75.29	75.54	76.14
Kostanai	70.68	70.97	72.00	72.70	72.50	65.27	65.22	67.05	67.49	67.18	75.58	76.25	76.32	77.37	77.21
Kyzylorda	69.95	70.61	70.74	72.03	71.89	65.27	66.10	66.36	67.51	67.40	74.69	75.01	74.98	76.31	76.11
Mangystau	71.14	71.98	72.22	73.01	72.10	66.12	67.54	68.12	69.16	68.00	76.28	76.25	76.01	76.48	75.85
Pavlodar	71.23	71.84	71.98	72.44	72.35	66.30	66.59	66.82	67.54	67.00	75.51	76.48	76.53	76.69	77.05
Soltustik Kazakhstan	70.34	70.68	71.43	71.43	71.93	64.41	64.92	65.69	65.76	66.05	75.79	75.86	76.61	76.46	77.13
Turkistan*	70.61	71.88	72.22	69.77	69.92	66.21	67.64	68.13	65.94	65.86	74.84	75.88	76.04	73.67	74.08
Shygys Kazakhstan	70.70	70.97	71.54	72.21	72.25	65.35	65.46	65.86	66.83	66.85	75.61	76.03	76.82	77.12	77.13
Nur-Sultan city	74.88	74.67	74.85	76.21	76.21	70.73	70.55	70.74	72.50	71.87	78.62	78.26	78.42	79.24	79.88
Almaty city	74.07	75.39	75.78	76.01	75.54	69.56	71.03	71.62	72.03	71.84	77.89	79.04	79.17	79.21	78.53
Shymkent city	-	-	-	74.34	74.65	-	-	-	70.77	70.85	-	-	-	77.43	77.99
Rural population															
Republic of Kazakhstan	71.46	71.89	72.32	72.73	73.24	67.42	67.97	68.43	68.88	69.44	75.70	75.97	76.40	76.71	77.17
Akmola	70.26	70.68	71.79	71.84	72.76	65.58	66.45	67.61	67.44	68.71	75.30	75.09	76.18	76.42	76.87
Aktobe	71.99	72.53	72.69	73.03	73.66	67.82	68.30	68.44	69.05	69.49	76.31	76.93	77.23	77.20	78.03
Almaty	72.48	72.68	73.19	73.33	74.33	68.90	69.05	69.64	69.69	70.99	76.17	76.42	76.82	77.05	77.74
Atyrau	71.77	73.05	71.98	73.27	73.49	67.15	69.06	67.38	69.01	69.19	76.48	76.96	76.74	77.55	77.69
Batys Kazakhstan	71.59	71.97	71.86	72.08	72.76	66.94	67.64	67.11	67.58	68.17	76.55	76.56	77.02	76.96	77.61
Zhambyl	71.87	72.45	72.54	73.33	73.49	68.05	68.74	68.67	69.61	69.55	75.86	76.23	76.54	77.11	77.51
Karagandy	70.38	70.95	71.23	72.79	72.65	66.47	67.34	67.45	68.91	68.91	74.60	74.73	75.41	76.90	76.62
Kostanai	69.84	70.47	70.64	71.56	72.14	65.38	66.16	66.88	67.38	68.12	74.49	75.09	74.67	75.91	76.29
Kyzylorda	71.43	72.79	72.85	73.08	73.94	67.81	68.97	69.35	69.58	70.60	75.41	76.90	76.70	76.83	77.54
Mangystau	74.04	73.79	75.27	75.73	75.28	70.43	69.34	70.72	72.22	71.25	77.74	78.36	80.05	79.19	79.25
Pavlodar	69.07	70.38	71.09	71.23	72.11	64.35	65.72	66.69	66.96	67.80	74.18	75.32	75.64	75.70	76.60

Continuation

	Total					Male					Female				
	2014	2015	2016	2017	2018	2014	2015	2016	2017	2018	2014	2015	2016	2017	2018
Soltustik Kazakhstan	68.92	69.92	70.52	70.24	70.21	64.07	65.41	66.06	65.79	65.79	74.26	74.79	75.52	75.13	74.93
Turkistan*	72.44	72.37	72.94	73.22	73.83	68.92	69.01	69.77	70.05	70.56	76.09	75.83	76.18	76.42	77.15
Shygys Kazakhstan	70.41	70.51	71.15	71.49	71.38	65.93	66.39	66.65	67.24	67.09	75.30	75.05	76.09	76.10	76.13

* Hereinafter data for 2014-2016 for the Ontustik Kazakhstan.

Life expectancy at birth



9. Migration

9.1 Migration of population

	Arrivals					Departures					Net migration					people					
	2014	2015	2016	2017	2018	2014	2015	2016	2017	2018	2014	2015	2016	2017	2018						
Republic of Kazakhstan	422400	472032	630649	943757	900931	Total population										930052	-12162	-13466	-21145	-22130	-29121
	14645	21381	20596	38622	30727	18997	18772	35815	38963	36148	-4352	2609	-15219	-341	-5421						
	19304	15578	21998	36801	30615	19796	17753	25249	38451	32734	-492	-2175	-3251	-1650	-2119						
	39599	47951	72380	115934	84052	44715	57587	73884	118606	99518	-5116	-9636	-1504	-2672	-15466						
	11456	12090	15427	25157	20326	10730	11902	15389	24988	20705	726	188	38	169	-379						
	15527	15960	21490	39289	33002	17041	16520	24474	41309	35156	-1514	-560	-2984	-2020	-2154						
	16034	18053	17448	30245	35565	23990	26950	33705	47558	47266	-7956	-8897	-16257	-17313	-11701						
	33176	32436	32587	44340	37581	36038	36684	45002	56025	49180	-2862	-4248	-12415	-11685	-11599						
	25582	28121	26170	38373	36456	28344	29415	33892	44716	42041	-2762	-1294	-7722	-6343	-5585						
	13083	15311	21650	30282	31728	15620	18590	28321	34936	35446	-2537	-3279	-6671	-4654	-3718						
	14623	15242	13703	44917	34623	11516	11766	14661	44071	33609	3107	3476	-958	846	1014						
	16729	19476	22666	28970	28870	19360	22100	29543	35878	34367	-2631	-2624	-6877	-6908	-5497						
	13216	20426	16640	23053	20703	18599	24072	23884	28516	25400	-5383	-3646	-7244	-5463	-4697						
	42928	48658	56660	57859	101917	55122	62565	85689	90282	139183	-12194	-13907	-29029	-32423	-37266						
	30854	36551	37053	63005	53022	38922	44278	52051	76961	65892	-8068	-7727	-14998	-13956	-12870						
	48107	31008	135489	134652	114417	30227	33496	59175	101141	91618	17880	-2488	76314	33511	22799						
	67537	93790	98692	123293	110647	45545	53048	71060	93096	79565	21992	40742	27632	30197	31082						
-	-	-	68965	96680	-	-	-	-	50390	62224	-	-	-	18575	34456						
Republic of Kazakhstan	300932	333336	451987	597147	572107	252157	283273	389192	569225	539537	48775	50063	62795	27922	32570						
	7501	10229	10318	14562	13033	9502	9428	15744	17237	15989	-2001	801	-5426	-2675	-2956						
	13604	11462	15605	26246	20585	11225	10637	14688	20774	18996	2379	825	917	5472	1589						
	14802	16180	20671	25557	18805	15382	19501	25480	44586	34340	-580	-3321	-4809	-19029	-15535						
	7607	7841	8561	11828	8842	4956	5204	7000	11808	11444	2651	2637	1561	20	-2602						
	8350	8414	12826	23422	18327	6939	7570	10166	19247	16975	1411	844	2660	4175	1352						
	9474	10763	6692	8347	13330	11112	11930	15519	20602	18398	-1638	-1167	-8827	-12255	-5068						
	27196	26127	26748	33953	27357	25175	25995	33109	40468	36472	2021	132	-6361	-6515	-9115						
	15074	17120	15300	21222	19931	11548	12311	15749	19132	18912	3526	4809	-449	2090	1019						
	7712	9135	11460	13889	15025	6820	7653	11476	15643	16462	892	1482	-16	-1754	-1437						
	5328	4566	3507	10152	10705	7352	7788	8827	20456	16131	-2024	-3222	-5320	-10304	-5426						
	12200	13668	15191	17513	16985	11058	12929	18718	21972	21497	1142	739	-3527	-4459	-4512						

Continuation

	Arrivals				Departures				Net migration						
	2014	2015	2016	2017	2018	2014	2015	2016	2017	2018	2014	2015	2016	2017	2018
Soltustik Kazakhstan	6414	11783	7290	9843	8744	5453	6993	7749	8919	8450	961	4790	-459	924	294
Turkistan *	30768	36734	39751	16040	28083	29869	37014	47236	27866	39280	899	-280	-7485	-11826	-11197
Shygys Kazakhstan	19258	24516	23886	37663	30611	19994	21776	27496	35888	32784	-736	2740	-3610	1775	-2173
Nur-Sultan city	48107	31008	135489	134652	114417	30227	33496	59175	101141	91618	17880	-2488	76314	33511	22799
Almaty city	300932	333336	451987	123293	110647	45545	53048	71060	93096	79565	21992	40742	27632	30197	31082
Shymkent city	-	-	-	68965	96680	-	-	-	50390	62224	-	-	-	18575	34456
Rural population															
Republic of Kazakhstan	121468	138696	178662	346610	328824	182405	202225	262602	396662	390515	-60937	-63529	-83940	-50052	-61691
Akmola	7144	11152	10278	24060	17694	9495	9344	20071	21726	20159	-2351	1808	-9793	2334	-2465
Aktobe	5700	4116	6393	10555	10030	8571	7116	10561	17677	13738	-2871	-3000	-4168	-7122	-3708
Almaty	24797	31771	51709	90377	65247	29333	38086	48404	74020	65178	-4536	-6315	3305	16357	69
Atyrau	3849	4249	6866	13329	11484	5774	6698	8389	13180	9261	-1925	-2449	-1523	149	2223
Batys Kazakhstan	7177	7546	8664	15867	14675	10102	8950	14308	22062	18181	-2925	-1404	-5644	-6195	-3506
Zhambyl	6560	7290	10756	21898	22235	12878	15020	18186	26956	28868	-6318	-7730	-7430	-5058	-6633
Karagandy	5980	6309	5839	10387	10224	10863	10689	11893	15557	12708	-4883	-4380	-6054	-5170	-2484
Kostanai	10508	11001	10870	17151	16525	16796	17104	18143	25584	23129	-6288	-6103	-7273	-8433	-6604
Kyzylorda	5371	6176	10190	16393	16703	8800	10937	16845	19293	18984	-3429	-4761	-6655	-2900	-2281
Mangystau	9295	10676	10196	34765	23918	4164	3978	5834	23615	17478	5131	6698	4362	11150	6440
Pavlodar	4529	5808	7475	11457	11885	8302	9171	10825	13906	12870	-3773	-3363	-3350	-2449	-985
Soltustik Kazakhstan	6802	8643	9350	13210	11959	13146	17079	16135	19597	16950	-6344	-8436	-6785	-6387	-4991
Turkistan *	12160	11924	16909	41819	73834	25253	25551	38453	62416	99903	-13093	-13627	-21544	-20597	-26069
Shygys Kazakhstan	11596	12035	13167	25342	22411	18928	22502	24555	41073	33108	-7332	-10467	-11388	-15731	-10697

* Hereinafter data for 2014-2016 for the Ontustik Kazakhstan.

9.2 Migration of population by ethnic groups

	Arrivals					Departures					Net migration					people
	2014	2015	2016	2017	2018	2014	2015	2016	2017	2018	2014	2015	2016	2017	2018	
	Total population															
Total	422400	472032	630649	946415	900931	434562	485498	651794	968545	930052	-12162	-13466	-21145	-22130	-29121	
Kazakhs	343447	383596	529751	802520	752189	334529	375251	523480	794915	747308	8918	8345	6271	7605	4881	
Russian	45246	50549	56378	80128	69630	62718	68923	78382	104084	97012	-17472	-18374	-22004	-23956	-27382	
Uzbeks	4078	4034	5706	9016	29475	3800	3833	5390	8798	29329	278	201	316	218	146	
Ukrainians	5235	5832	6235	9331	8630	7018	7536	8202	11428	11016	-1783	-1704	-1967	-2097	-2386	
Uigurs	3565	4570	5760	7478	5791	3514	4532	5732	7454	5790	51	38	28	24	1	
Tatars	3471	3986	4451	6062	5417	3898	4456	5149	6819	6247	-427	-470	-698	-757	-830	

people

	Arrivals					Departures					Net migration				
	2014	2015	2016	2017	2018	2014	2015	2016	2017	2018	2014	2015	2016	2017	2018
Germans	3479	4050	4273	6300	5452	5580	6151	7067	9269	8325	-2101	-2101	-2794	-2969	-2873
Other ethnicities	13879	15415	18095	25580	24347	13505	14816	18392	25778	25025	374	599	-297	-198	-678
Urban population															
Total	300932	333336	451987	595580	572107	252157	283273	389192	570704	539537	48775	50063	62795	24876	32570
Kazakhs	241890	267900	376120	495585	474754	188127	211449	302813	457650	424101	53763	56451	73307	37935	50653
Russian	33542	37367	42204	55790	47298	42305	46906	55139	70666	66010	-8763	-9539	-12935	-14876	-18712
Uzbeks	3382	3247	4502	6529	17188	2067	2713	3980	6232	16566	1315	534	522	297	622
Ukrainians	3455	3771	4255	5809	5320	3613	4004	4562	6187	5934	-158	-233	-307	-378	-614
Uigurs	2801	3709	4740	5482	4028	2155	2587	3339	4530	3488	646	1122	1401	952	540
Tatars	2782	3190	3633	4733	4015	2803	3187	3733	4912	4445	-21	3	-100	-179	-430
Germans	2296	2633	2823	3728	3137	2926	3383	4175	5117	4619	-630	-750	-1352	-1389	-1482
Other ethnicities	10784	11519	13710	17924	16367	8161	9044	11451	15410	14374	2623	2475	2259	2514	1993
Rural population															
Total	121468	138696	178662	350835	328824	182405	202225	262602	397841	390515	-60937	-63529	-83940	-47006	-61691
Kazakhs	101557	115696	153631	306935	277435	146402	163802	220667	337265	323207	-44845	-48106	-67036	-30330	-45772
Russian	11704	13182	14174	24338	22332	20413	22017	23243	33418	31002	-8709	-8835	-9069	-9080	-8670
Uzbeks	696	787	1204	2487	12287	1733	1120	1410	2566	12763	-1037	-333	-206	-79	-476
Ukrainians	1780	2061	1980	3522	3310	3405	3532	3640	5241	5082	-1625	-1471	-1660	-1719	-1772
Uigurs	764	861	1020	1996	1763	1359	1945	2393	2924	2302	-595	-1084	-1373	-928	-539
Tatars	689	796	818	1329	1402	1095	1269	1416	1907	1802	-406	-473	-598	-578	-400
Germans	1183	1417	1450	2572	2315	2654	2768	2892	4152	3706	-1471	-1351	-1442	-1580	-1391
Other ethnicities	3095	3896	4385	7656	7980	5344	5772	6941	10368	10651	-2249	-1876	-2556	-2712	-2671

9.3 External migration

	Immigrants				Emigrants				Net migration				people		
	2014	2015	2016	2017	2018	2014	2015	2016	2017	2018	2014	2015		2016	2017
	Total														
Republic of Kazakhstan	16784	16581	13755	15595	12747	28946	30047	34900	37725	41868	-12162	-13466	-21145	-22130	-29121
Akmola	969	1519	976	644	778	2466	2569	2569	2875	2926	-1497	-1050	-1593	-2231	-2148
Aktobe	340	116	120	60	99	531	722	833	1131	1360	-191	-606	-713	-1071	-1261
Almaty	1361	2692	3245	4756	1811	942	859	1035	1003	1269	419	1833	2210	3753	542
Atyrau	515	389	384	314	280	145	170	146	129	244	370	219	238	185	36
Batys Kazakhstan	236	258	244	294	351	801	989	770	1080	1557	-565	-731	-526	-786	-1206
Zhambyl	1100	677	406	565	492	1242	1111	1032	1044	941	-142	-434	-626	-479	-449

people

Continuation

	Immigrants					Emigrants					Net migration				
	2014	2015	2016	2017	2018	2014	2015	2016	2017	2018	2014	2015	2016	2017	2018
Karagandy	943	787	607	657	409	4346	4661	6090	6228	5664	-3403	-3874	-5483	-5571	-5255
Kostanai	1613	971	664	878	1236	3873	3359	4356	5047	6056	-2260	-2388	-3692	-4169	-4820
Kyzylorda	53	14	14	28	37	34	59	65	55	72	19	-45	-51	-27	-35
Mangystau	2809	3314	1760	1561	1617	718	523	379	474	503	2091	2791	1381	1087	1114
Pavlodar	595	429	445	494	417	2965	3395	4419	4382	4590	-2370	-2966	-3974	-3888	-4173
Soltustik Kazakhstan	720	887	743	794	680	3391	2986	3276	3445	3890	-2671	-2099	-2533	-2651	-3210
Turkistan*	2167	1478	1224	449	667	785	885	723	162	331	1382	593	501	287	336
Shygys Kazakhstan	560	708	618	811	687	3682	4219	4330	5117	6269	-3122	-3511	-3712	-4306	-5582
Nur-Sultan city	987	635	522	513	679	612	660	1158	1439	1955	375	-25	-636	-926	-1276
Almaty city	1816	1707	1783	1731	1449	2413	2880	3719	3535	3545	-597	-1173	-1936	-1804	-2096
Shymkent city	-	-	-	1046	1058	-	-	-	579	696	-	-	-	467	362
CIS countries															
Republic of Kazakhstan	14833	13966	10644	11292	10055	26098	26992	31238	33718	37736	-11265	-13026	-20594	-22426	-27681
Akmola	671	772	566	466	564	2219	2240	2277	2430	2560	-1548	-1468	-1711	-1964	-1996
Aktobe	337	114	111	53	91	502	652	774	1037	1299	-165	-538	-663	-984	-1208
Almaty	1148	2198	1699	2006	863	826	796	881	819	1002	322	1402	818	1187	-139
Atyrau	436	332	335	265	229	143	166	131	110	226	293	166	204	155	3
Batys Kazakhstan	222	241	236	283	313	781	956	739	1064	1502	-559	-715	-503	-781	-1189
Zhambyl	1088	652	394	549	466	1172	1041	930	938	854	-84	-389	-536	-389	-388
Karagandy	879	660	538	586	376	3857	3982	5359	5392	4930	-2978	-3322	-4821	-4806	-4554
Kostanai	1568	931	625	836	1170	3408	3034	3903	4621	5537	-1840	-2103	-3278	-3785	-4367
Kyzylorda	49	12	14	24	25	34	59	58	53	68	15	-47	-44	-29	-43
Mangystau	2631	3138	1703	1487	1542	698	516	369	450	489	1933	2622	1334	1037	1053
Pavlodar	510	357	358	438	336	2505	2994	3926	3845	4166	-1995	-2637	-3568	-3407	-3830
Soltustik Kazakhstan	683	853	673	720	598	3169	2748	2972	3206	3550	-2486	-1895	-2299	-2486	-2952
Turkistan*	2135	1451	1187	440	645	714	821	671	150	283	1421	630	516	290	362
Shygys Kazakhstan	421	526	411	642	558	3559	4045	4180	4963	6115	-3138	-3519	-3769	-4321	-5557
Nur-Sultan city	687	550	410	345	374	480	551	973	1206	1576	207	-1	-563	-861	-1202
Almaty city	1368	1179	1384	1224	953	2031	2391	3095	2907	2937	-663	-1212	-1711	-1683	-1984
Shymkent city	-	-	-	928	952	-	-	-	527	642	-	-	-	401	310
Other countries															
Republic of Kazakhstan	1951	2615	3111	4303	2692	2848	3055	3662	4007	4132	-897	-440	-551	296	-1440
Akmola	298	747	410	178	214	247	329	292	445	366	51	418	118	-267	-152
Aktobe	3	2	9	7	8	29	70	59	94	61	-26	-68	-50	-87	-53
Almaty	213	494	1546	2750	948	116	63	154	184	267	97	431	1392	2566	681
Atyrau	79	57	49	49	51	2	4	15	19	18	77	53	34	30	33

	Immigrants					Emigrants					Net migration				
	2014	2015	2016	2017	2018	2014	2015	2016	2017	2018	2014	2015	2016	2017	2018
Batys Kazakhstan	14	17	8	11	38	20	33	31	16	55	-6	-16	-23	-5	-17
Zhambyl	12	25	12	16	26	70	70	102	106	87	-58	-45	-90	-90	-61
Karagandy	64	127	69	71	33	489	679	731	836	734	-425	-552	-662	-765	-701
Kostanai	45	40	39	42	66	465	325	453	426	519	-420	-285	-414	-384	-453
Kyzylorda	4	2	0	4	12	0	0	7	2	4	4	2	-7	2	8
Mangystau	178	176	57	74	75	20	7	10	24	14	158	169	47	50	61
Pavlodar	85	72	87	56	81	460	401	493	537	424	-375	-329	-406	-481	-343
Soltustik Kazakhstan	37	34	70	74	82	222	238	304	239	340	-185	-204	-234	-165	-258
Turkistan*	32	27	37	9	22	71	64	52	12	48	-39	-37	-15	-3	-26
Shygys Kazakhstan	139	182	207	169	129	123	174	150	154	154	16	8	57	15	-25
Nur-Sultan city	300	85	112	168	305	132	109	185	233	379	168	-24	-73	-65	-74
Almaty city	448	528	399	507	496	382	489	624	628	608	66	39	-225	-121	-112
Shymkent city	-	-	-	118	106	-	-	-	52	54	-	-	-	66	52

9.4 External migration by ethnic groups

	Immigrants					Emigrants					Net migration					people
	2014	2015	2016	2017	2018	2014	2015	2016	2017	2018	2014	2015	2016	2017	2018	
Total	16784	16581	13755	15595	12747	28946	30047	34900	37725	41868	-12162	-13466	-21145	-22130	-29121	
Kazakhs	10123	9817	7642	9050	6744	1205	1472	1371	1445	1863	8918	8345	6271	7605	4881	
Russian	2815	2943	2899	3307	2947	20287	21317	24903	27263	30329	-17472	-18374	-22004	-23956	-27382	
Uzbeks	422	326	413	340	338	144	125	97	122	192	278	201	316	218	146	
Ukrainians	292	350	352	391	369	2075	2054	2319	2488	2755	-1783	-1704	-1967	-2097	-2386	
Uigurs	82	70	68	59	35	31	32	40	35	34	51	38	28	24	1	
Tatars	237	241	205	192	156	664	711	903	949	986	-427	-470	-698	-757	-830	
Germans	229	238	194	218	204	2330	2339	2988	3187	3077	-2101	-2101	-2794	-2969	-2873	
Other ethnicities	2584	2596	1982	2038	1954	2210	1997	2279	2236	2632	374	599	-297	-198	-678	
CIS countries																
Total	14833	13966	10644	11292	10055	26098	26992	31238	33718	37736	-11265	-13026	-20594	-22426	-27681	
Kazakhs	8969	8093	5124	5436	4771	1014	1161	992	1044	1317	7955	6932	4132	4392	3454	
Russian	2690	2792	2750	3143	2782	19263	20286	23748	26036	29045	-16573	-17494	-20998	-22893	-26263	
Uzbeks	416	324	410	329	314	132	119	85	102	161	284	205	325	227	153	
Ukrainians	277	336	334	371	341	1933	1878	2168	2331	2616	-1656	-1542	-1834	-1960	-2275	
Uigurs	80	64	55	47	33	22	17	29	14	16	58	47	26	33	17	
Tatars	232	234	193	184	150	617	659	826	878	935	-385	-425	-633	-694	-785	

Continuation

	Immigrants					Emigrants					Net migration				
	2014	2015	2016	2017	2018	2014	2015	2016	2017	2018	2014	2015	2016	2017	2018
Germans	153	142	117	137	112	1175	1165	1497	1466	1588	-1022	-1023	-1380	-1329	-1476
Other ethnicities	2016	1981	1661	1645	1552	1942	1707	1893	1847	2058	74	274	-232	-202	-506
Other countries															
Total	1951	2615	3111	4303	2692	2848	3055	3662	4007	4132	-897	-440	-551	296	-1440
Kazakhs	1154	1724	2518	3614	1973	191	311	379	401	546	963	1413	2139	3213	1427
Russian	125	151	149	164	165	1024	1031	1155	1227	1284	-899	-880	-1006	-1063	-1119
Uzbeks	6	2	3	11	24	12	6	12	20	31	-6	-4	-9	-9	-7
Ukrainians	15	14	18	20	28	142	176	151	157	139	-127	-162	-133	-137	-111
Uigurs	2	6	13	12	2	9	15	11	21	18	-7	-9	2	-9	-16
Tatars	5	7	12	8	6	47	52	77	71	51	-42	-45	-65	-63	-45
Germans	76	96	77	81	92	1155	1174	1491	1721	1489	-1079	-1078	-1414	-1640	-1397
Other ethnicities	568	615	321	393	402	268	290	386	389	574	300	325	-65	4	-172

9.5 External migration of the population by gender

	Immigrants					Emigrants					Net migration					people
	2014	2015	2016	2017	2018	2014	2015	2016	2017	2018	2014	2015	2016	2017	2018	
	Male															
Republic of Kazakhstan	8088	8105	6427	7469	6057	13151	13474	15894	17301	19045	-5063	-5369	-9467	-9832	-12988	
Akmola	495	798	490	339	406	1142	1176	1218	1342	1381	-647	-378	-728	-1003	-975	
Aktobe	150	55	60	35	43	237	327	362	525	634	-87	-272	-302	-490	-591	
Almaty	636	1208	1525	2374	880	422	364	467	470	593	214	844	1058	1904	287	
Atyrau	261	210	180	147	122	73	74	58	57	108	188	136	122	90	14	
Batys Kazakhstan	104	114	97	137	164	357	433	330	486	678	-253	-319	-233	-349	-514	
Zhambyl	522	315	179	251	232	562	466	480	471	420	-40	-151	-301	-220	-188	
Karagandy	473	419	285	323	210	1983	2103	2837	2867	2614	-1510	-1684	-2552	-2544	-2404	
Kostanai	830	501	319	397	631	1788	1462	1996	2309	2750	-958	-961	-1677	-1912	-2119	
Kyzylorda	20	9	6	12	16	12	27	33	20	30	8	-18	-27	-8	-14	
Mangystau	1328	1614	796	712	753	322	253	170	220	224	1006	1361	626	492	529	
Pavlodar	287	199	241	259	217	1327	1510	2008	1987	2102	-1040	-1311	-1767	-1728	-1885	
South Kazakhstan	348	529	417	411	356	1584	1407	1516	1596	1778	-1236	-878	-1099	-1185	-1422	
Turkistan*	930	651	504	169	231	349	410	314	74	135	581	241	190	95	96	
Shygyys Kazakhstan	273	344	291	400	353	1659	1897	1983	2322	2873	-1386	-1553	-1692	-1922	-2520	
Nur-Sultan city	522	260	265	245	336	282	293	492	642	850	240	-33	-227	-397	-514	
Almaty city	909	879	772	771	663	1052	1272	1630	1634	1567	-143	-393	-858	-863	-904	
Shymkent city	-	-	-	487	444	-	-	-	279	308	-	-	-	208	136	

	Immigrants				Emigrants				Net migration			
	2014	2015	2016	2017	2018	2014	2015	2016	2017	2018	2017	2018
CIS countries												
Republic of Kazakhstan	6942	6619	4792	5178	4602	11944	12182	14311	15570	17246	-5002	-12644
Akmola	334	395	273	247	283	1039	1026	1088	1149	1205	-705	-922
Aktobe	149	53	54	32	39	225	301	331	472	608	-76	-569
Almaty	532	952	734	940	387	377	341	395	382	475	155	-88
Atyrau	196	164	146	115	86	71	74	56	52	104	125	-18
Batys Kazakhstan	97	106	93	132	143	350	419	313	481	654	-253	-511
Zhambyl	513	299	176	246	217	533	440	447	422	388	-20	-171
Karagandy	437	346	247	278	194	1779	1816	2490	2489	2273	-1342	-2079
Kostanai	806	476	300	371	599	1583	1326	1807	2126	2530	-777	-1931
Kyzylorda	19	8	6	10	10	12	27	29	20	27	7	-17
Mangystau	1222	1523	767	673	710	313	250	168	214	218	909	492
Pavlodar	250	160	194	225	175	1124	1333	1789	1750	1924	-874	-1749
Soltustik Kazakhstan	330	516	376	368	310	1490	1304	1380	1499	1622	-1160	-1312
Turkistan*	913	637	482	162	218	321	381	292	70	113	592	92
Shygyz Kazakhstan	201	256	192	314	291	1609	1827	1920	2263	2818	-1408	-2527
Nur-Sultan city	339	210	199	155	170	222	246	418	550	694	117	-524
Almaty city	604	518	553	490	392	896	1071	1388	1374	1305	-292	-913
Shymkent city	-	-	-	420	378	-	-	-	257	288	-	163
Other countries												
Republic of Kazakhstan	1146	1486	1635	2291	1455	1207	1292	1583	1731	1799	-61	-344
Akmola	161	403	217	92	123	103	150	130	193	176	58	-53
Aktobe	1	2	6	3	4	12	26	31	53	26	-11	-22
Almaty	104	256	791	1434	493	45	23	72	88	118	59	375
Atyrau	65	46	34	32	36	2	0	2	5	4	63	32
Batys Kazakhstan	7	8	4	5	21	7	14	17	5	24	0	-3
Zhambyl	9	16	3	5	15	29	26	33	49	32	-20	-17
Karagandy	36	73	38	45	16	204	287	347	378	341	-168	-325
Kostanai	24	25	19	26	32	205	136	189	183	220	-181	-188
Kyzylorda	1	1	0	2	6	0	0	4	0	3	1	3
Mangystau	106	91	29	39	43	9	3	2	6	6	97	37
Pavlodar	37	39	47	34	42	203	177	219	237	178	-166	-136
Soltustik Kazakhstan	18	13	41	43	46	94	103	136	97	156	-76	-110
Turkistan*	17	14	22	7	13	28	29	22	4	22	-11	3
Shygyz Kazakhstan	72	88	99	86	62	50	70	63	59	55	22	7
Nur-Sultan city	183	50	66	90	166	60	47	74	92	156	123	10
Almaty city	305	361	219	281	271	156	201	242	260	262	149	9

Continuation

	Immigrants					Emigrants					Net migration				
	2014	2015	2016	2017	2018	2014	2015	2016	2017	2018	2014	2015	2016	2017	2018
Shymkent city	-	-	-	-	66	67	-	-	-	22	20	-	-	45	46
Republic of Kazakhstan	8696	8476	7328	8126	6690		15795	16573	19006	20424	22823	-7099	-8097	-11678	-12298
	474	721	486	305	372		1324	1393	1351	1533	1545	-850	-672	-865	-1228
	190	61	60	25	56		294	395	471	606	726	-104	-334	-411	-581
	725	1484	1720	2382	931		520	495	568	533	676	205	989	1152	1849
	254	179	204	167	158		72	96	88	72	136	182	83	116	95
	132	144	147	157	187		444	556	440	594	879	-312	-412	-293	-437
	578	362	227	314	260		680	645	552	573	521	-102	-283	-325	-259
	470	368	322	334	199		2363	2558	3253	3361	3050	-1893	-2190	-2931	-3027
	783	470	345	481	605		2085	1897	2360	2738	3306	-1302	-1427	-2015	-2257
	33	5	8	16	21		22	32	32	35	42	11	-27	-24	-19
	1481	1700	964	849	864		396	270	209	254	279	1085	1430	755	595
	308	230	204	235	200		1638	1885	2411	2395	2488	-1330	-1655	-2207	-2160
	372	358	326	383	324		1807	1579	1760	1849	2112	-1435	-1221	-1434	-1466
	1237	827	720	280	436		436	475	409	88	196	801	352	311	192
	287	364	327	411	334		2023	2322	2347	2795	3396	-1736	-1958	-2020	-2384
465	375	257	268	343		330	367	666	797	1105	135	8	-409	-529	
907	828	1011	960	786		1361	1608	2089	1901	1978	-454	-780	-1078	-941	
-	-	-	-	559	614		-	-	-	300	388	-	-	259	226
Republic of Kazakhstan	7891	7347	5852	6114	5453		14154	14810	16927	18148	20490	-6263	-7463	-11075	-12034
	337	377	293	219	281		1180	1214	1189	1281	1355	-843	-837	-896	-1062
	188	61	57	21	52		277	351	443	565	691	-89	-290	-386	-544
	616	1246	965	1066	476		449	455	486	437	527	167	791	479	629
	240	168	189	150	143		72	92	75	58	122	168	76	114	92
	125	135	143	151	170		431	537	426	583	848	-306	-402	-283	-432
	575	353	218	303	249		639	601	483	516	466	-64	-248	-265	-213
	442	314	291	308	182		2078	2166	2869	2903	2657	-1636	-1852	-2578	-2595
	762	455	325	465	571		1825	1708	2096	2495	3007	-1063	-1253	-1771	-2030
	30	4	8	14	15		22	32	29	33	41	8	-28	-21	-19
	1409	1615	936	814	832		385	266	201	236	271	1024	1349	735	578
	260	197	164	213	161		1381	1661	2137	2095	2242	-1121	-1464	-1973	-1882
	353	337	297	352	288		1679	1444	1592	1707	1928	-1326	-1107	-1295	-1355
	1222	814	705	278	427		393	440	379	80	170	829	374	326	198
	220	270	219	328	267		1950	2218	2260	2700	3297	-1730	-1948	-2041	-2372
348	340	211	190	204		258	305	555	656	882	90	35	-344	-466	

	Immigrants				Emigrants				Net migration			
	2014	2015	2016	2017	2018	2014	2015	2016	2017	2018	2014	2015
Almaty city	764	661	831	734	561	1135	1320	1707	1533	1632	-371	-659
Shymkent city	-	-	-	508	574	-	-	-	270	354	-	-
Republic of Kazakhstan	805	1129	1476	2012	1237	1641	1763	2079	2276	2333	-836	-634
Akmola	137	344	193	86	91	144	179	162	252	190	-7	165
Aktobe	2	0	3	4	4	17	44	28	41	35	-15	-44
Almaty	109	238	755	1316	455	71	40	82	96	149	38	198
Atyrau	14	11	15	17	15	0	4	13	14	14	2	7
Batys Kazakhstan	7	9	4	6	17	13	19	14	11	31	-6	-10
Zhambyl	3	9	9	11	11	41	44	69	57	55	-38	-35
Karagandy	28	54	31	26	17	285	392	384	458	393	-257	-338
Kostanai	21	15	20	16	34	260	189	264	243	299	-239	-174
Kyzylorda	3	1	0	2	6	0	0	3	2	1	3	1
Mangystau	72	85	28	35	32	11	4	8	18	8	61	81
Pavlodar	48	33	40	22	39	257	224	274	300	246	-209	-191
Softustik Kazakhstan	19	21	29	31	36	128	135	168	142	184	-109	-114
Turkistan*	15	13	15	2	9	43	35	30	8	26	-28	-22
Shygyz Kazakhstan	67	94	108	83	67	73	104	87	95	99	-6	-10
Nur-Sultan city	117	35	46	78	139	72	62	111	141	223	45	-27
Almaty city	143	167	180	226	225	226	288	382	368	346	-83	-121
Shymkent city	-	-	-	51	40	-	-	-	30	34	-	-

9.6 External migration by age groups

people

	Male				Female			
	immigrants		emigrants		immigrants		emigrants	
	2014	2015	2016	2017	2018	2014	2015	2016
Total	8088	8105	6427	7469	6057	13151	13474	15894
0-4	578	538	224	350	364	1033	1050	1305
5-9	450	468	224	370	288	1150	1263	1574
10-14	337	312	151	248	230	865	978	1119
15-19	582	519	449	598	449	782	729	917
20-24	1143	1135	921	1043	691	1246	1155	1363
25-29	1236	1227	1077	1089	823	1524	1517	1740
30-34	926	972	768	926	719	1474	1641	1960

Continuation

	Male										Female									
	immigrants					emigrants					immigrants					emigrants				
	2014	2015	2016	2017	2018	2014	2015	2016	2017	2018	2014	2015	2016	2017	2018	2014	2015	2016	2017	2018
35-39	706	715	654	698	561	1240	1350	1689	1929	2106	641	657	664	713	619	1479	1679	2040	2254	2546
40-44	591	539	485	549	483	893	1031	1238	1394	1569	495	483	490	541	412	942	1204	1401	1629	1929
45-49	449	468	372	396	417	623	677	765	930	1119	425	423	411	426	333	767	793	965	1085	1413
50-54	404	418	350	381	241	694	658	656	639	771	406	407	352	361	303	1126	1088	1153	1218	1298
55-59	267	298	278	268	279	647	642	740	746	823	400	396	380	428	373	769	742	811	916	1053
60-64	194	241	220	258	236	381	353	342	341	398	283	274	279	321	256	573	472	514	484	418
65-69	100	118	130	145	138	237	192	234	221	177	143	173	181	199	170	488	388	493	462	446
70-74	65	63	58	74	65	148	74	93	95	83	102	95	79	89	82	360	206	203	208	237
75-79	43	46	45	44	36	131	117	95	94	79	88	79	77	95	73	338	304	326	262	234
80-84	10	16	9	21	29	53	32	45	46	44	53	31	39	46	45	160	114	136	150	153
85+ 0-15	7 1424	12 1366	12 631	11 999	8 919	30 3203	15 3437	19 4172	18 4879	22 5362	31 1453	28 1269	30 579	27 914	24 839	91 3025	70 3375	72 3870	62 4578	61 5208
16-62(57)	6353	6374	5438	6065	4760	9228	9495	11141	11847	13187	6386	6383	5903	6248	5021	10522	11470	13178	13989	15866
63(58)+	311	365	358	405	378	720	542	581	575	496	857	824	846	964	830	2248	1728	1958	1857	1749
CIS countries																				
Total	6942	6619	4792	5178	4602	11944	12182	14311	15570	17246	7891	7347	5852	6114	5453	14154	14810	16927	18148	20490
0-4	506	442	162	221	214	916	924	1137	1252	1363	489	444	152	230	182	854	943	1000	1233	1368
5-9	410	406	162	279	229	1007	1116	1383	1643	1806	455	376	148	247	217	948	1086	1260	1556	1713
10-14	301	270	113	168	173	782	865	1002	1229	1410	288	215	107	159	155	730	808	959	1059	1399
15-19	518	431	317	360	286	706	654	811	790	905	604	496	398	375	348	672	710	772	724	825
20-24	1062	997	738	712	531	1147	1072	1269	1164	1335	1343	1236	1101	970	834	1341	1385	1614	1490	1658
25-29	1081	1008	845	808	658	1351	1393	1576	1595	1586	1197	1175	939	934	824	1607	1685	1930	1908	2036
30-34	755	764	579	660	568	1319	1478	1765	2070	2300	744	785	687	756	600	1504	1772	2087	2364	2633
35-39	564	525	479	471	421	1137	1216	1528	1727	1946	572	543	513	516	500	1324	1497	1785	1961	2262
40-44	461	400	314	364	351	824	946	1110	1274	1410	433	405	355	390	332	833	1071	1246	1459	1745
45-49	351	354	269	275	306	580	616	692	852	1028	387	354	330	307	281	696	714	862	971	1281
50-54	337	345	248	275	204	642	604	592	590	700	368	354	261	294	261	1040	1027	1074	1135	1219
55-59	226	248	213	195	233	603	601	692	687	761	371	353	307	338	334	702	676	757	829	970
60-64	172	203	170	183	201	363	308	310	293	352	262	240	217	248	233	528	417	449	395	356
65-69	91	101	90	103	112	222	171	215	178	140	130	159	150	142	156	457	360	443	410	385
70-74	56	57	39	49	60	139	69	82	84	74	88	89	60	63	68	348	193	190	201	223
75-79	37	42	36	30	28	126	105	85	85	71	80	69	66	80	67	326	289	306	251	221
80-84	7	15	6	16	21	51	30	44	43	39	50	27	36	40	38	154	110	128	144	144
85+ 0-15	7 1270	11 1159	12 461	9 692	6 649	29 2837	14 3028	18 3676	14 4309	20 4809	30 1296	27 1093	25 425	25 672	23 587	90 2662	67 2982	65 3374	58 4027	52 4691
16-62(57)	5394	5135	4066	4198	3636	8424	8671	10110	10775	12014	5804	5515	4743	4689	4122	9379	10244	11780	12469	14252

	Male										Female									
	immigrants					emigrants					immigrants					emigrants				
	2014	2015	2016	2017	2018	2018	2017	2016	2015	2014	2018	2017	2016	2015	2014	2018	2017	2016	2015	2014
63(58)+	278	325	265	288	317	683	483	525	486	423	791	739	684	753	744	2113	1584	1773	1652	1547
Total	1146	1486	1635	2291	1455	1207	1292	1583	1731	1799	805	1129	1476	2012	1237	1641	1763	2079	2276	2333
0-4	72	96	62	129	150	117	126	168	200	163	74	71	68	107	147	132	119	164	164	160
5-9	40	62	62	91	59	143	147	191	188	183	48	67	38	73	52	129	140	197	208	190
10-14	36	42	38	80	57	83	113	117	158	181	27	33	38	48	48	79	111	117	154	137
15-19	64	88	132	238	163	76	75	106	113	115	48	74	99	202	132	88	87	83	99	128
20-24	81	138	183	331	160	99	83	94	88	113	79	128	150	260	179	128	139	135	139	152
25-29	155	219	232	281	165	173	124	164	147	162	129	182	221	277	154	263	244	262	262	274
30-34	171	208	189	266	151	155	163	195	211	232	104	148	200	242	128	227	284	312	334	362
35-39	142	190	175	227	140	103	134	161	202	160	69	114	151	197	119	155	182	255	293	284
40-44	130	139	171	185	132	69	85	128	120	159	62	78	135	151	80	109	133	155	170	184
45-49	98	114	103	121	111	43	61	73	78	91	38	69	81	119	52	71	79	103	114	132
50-54	67	73	102	106	37	52	54	64	49	71	38	53	91	67	42	86	61	79	83	79
55-59	41	50	65	73	46	44	41	48	59	62	29	43	73	90	39	67	66	54	87	83
60-64	22	38	50	75	35	18	45	32	48	46	21	34	62	73	23	45	55	65	89	62
65-69	9	17	40	42	26	15	21	19	43	37	13	14	31	57	14	31	28	50	52	61
70-74	9	6	19	25	5	9	5	11	11	9	14	6	19	26	14	12	13	13	7	14
75-79	6	4	9	14	8	5	12	10	9	8	8	10	11	15	6	12	15	20	11	13
80-84	3	1	3	5	8	2	2	1	3	5	3	4	3	6	7	6	4	8	6	9
85+	0	1	0	2	2	1	1	1	4	2	1	1	5	2	1	1	3	7	4	9
0-15	154	207	170	307	270	366	409	496	570	553	157	176	154	242	252	363	393	496	551	517
16-62(57)	959	1239	1372	1867	1124	804	824	1031	1072	1173	582	868	1160	1559	899	1143	1226	1398	1520	1614
63(58)+	33	40	93	117	61	37	59	56	89	73	66	85	162	211	86	135	144	185	205	202

9.7 External migration by country

	Immigrants					Emigrants					Net migration					people
	2014	2015	2016	2017	2018	2014	2015	2016	2017	2018	2014	2015	2016	2017	2018	
CIS countries	14833	13966	10644	11292	10055	26098	26992	31238	33718	37736	-11265	-13026	-20594	-22426	-27681	
Azerbaijan	234	194	186	194	269	36	20	37	24	28	198	174	149	170	241	
Armenia	96	200	101	70	72	7	3	2	1	4	89	197	99	69	68	
Belarus	201	175	155	123	113	1605	605	399	289	343	-1404	-430	-244	-166	-230	
Kyrgyz Republic	932	695	590	662	497	139	164	144	195	204	793	531	446	467	293	
Moldova	29	13	13	7	13	9	10	5	9	14	20	3	8	-2	-1	

Continuation

	Immigrants					Emigrants					Net migration				
	2014	2015	2016	2017	2018	2014	2015	2016	2017	2018	2014	2015	2016	2017	2018
Russia	3711	3905	3723	4346	3901	23859	25682	30277	32874	36778	-20148	-21777	-26554	-28528	-32877
Tajikistan	197	210	185	245	233	10	9	45	20	10	187	201	140	225	223
Turkmenistan	565	765	387	382	366	5	3	3	2	1	560	762	384	380	365
Uzbekistan	8725	7592	5028	4972	4385	244	364	208	197	245	8481	7228	4820	4775	4140
Ukraine	143	217	276	291	206	184	132	118	107	109	-41	85	158	184	97
Other countries	1951	2615	3111	4303	2692	2848	3055	3662	4007	4132	-897	-440	-551	296	-1440
USA	31	64	40	101	106	198	265	232	285	338	-167	-201	-192	-184	-232
Germany	176	222	214	225	213	2179	2196	2679	2966	2685	-2003	-1974	-2465	-2741	-2472
Greece	16	9	16	12	6	10	6	20	11	10	6	3	-4	1	-4
Georgia	77	117	65	69	50	9	12	8	3	9	68	105	57	66	41
Israel	19	21	14	19	25	91	84	125	124	137	-72	-63	-111	-105	-112
Iran	104	88	30	39	38	4	5	1	2	1	100	83	29	37	37
Canada	19	20	20	34	16	112	121	179	126	128	-93	-101	-159	-92	-112
China	630	1249	2114	3015	1364	34	32	45	62	122	596	1217	2069	2953	1242
Latvia	3	4	1	3	4	7	3	4	6	1	-4	1	-3	-3	3
Lithuania	20	9	4	11	1	4	8	6	5	7	16	1	-2	6	-6
Mongolia	271	223	273	293	255	9	44	16	8	16	262	179	257	285	239
Turkey	200	233	98	102	143	15	35	42	57	52	185	198	56	45	91
Estonia	1	2	0	2	0	0	6	2	1	2	1	-4	-2	1	-2
Other	384	354	222	378	471	176	238	303	351	624	208	116	-81	27	-153

9.8 Intensity of external migration

	Immigrants					Emigrants					Net migration				
	2014	2015	2016	2017	2018	2014	2015	2016	2017	2018	2014	2015	2016	2017	2018
Republic of Kazakhstan	0.97	0.95	0.77	0.86	0.70	1.68	1.71	1.96	2.09	2.29	-0.70	-0.76	-1.19	-1.23	-1.59
Akmola	1.32	2.05	1.32	0.87	1.05	3.35	3.47	3.47	3.90	3.96	-2.03	-1.42	-2.15	-3.03	-2.91
Actobe	0.42	0.14	0.14	0.07	0.11	0.65	0.87	0.99	1.33	1.57	-0.23	-0.73	-0.85	-1.26	-1.46
Almaty	0.71	1.39	1.65	2.38	0.89	0.49	0.44	0.53	0.50	0.63	0.22	0.95	1.12	1.88	0.27
Atyrau	0.90	0.66	0.64	0.51	0.45	0.25	0.29	0.24	0.21	0.39	0.64	0.37	0.40	0.30	0.06
Batys Kazakhstan	0.38	0.41	0.38	0.46	0.54	1.28	1.56	1.20	1.68	2.40	-0.90	-1.15	-0.82	-1.22	-1.86
Zhambyl	1.01	0.61	0.36	0.51	0.44	1.14	1.01	0.93	0.94	0.84	-0.13	-0.39	-0.56	-0.43	-0.40
Karagandy	0.69	0.57	0.44	0.48	0.30	3.16	3.37	4.40	4.51	4.11	-2.48	-2.80	-3.96	-4.03	-3.81
Kostanai	1.83	1.10	0.75	1.00	1.41	4.40	3.81	4.94	5.75	6.93	-2.56	-2.71	-4.19	-4.75	-5.51
Kyzylorda	0.07	0.02	0.02	0.04	0.05	0.05	0.08	0.08	0.07	0.09	0.03	-0.06	-0.07	-0.03	-0.04
Mangystau	4.70	5.37	2.77	2.40	2.42	1.20	0.85	0.60	0.73	0.75	3.50	4.52	2.18	1.67	1.66

per 1000 people

	Immigrants				Emigrants				Net migration						
	2014	2015	2016	2017	2018	2014	2015	2016	2017	2018	2014	2015	2016	2017	2018
Pavlodar	0.79	0.57	0.59	0.65	0.55	3.93	4.48	5.83	5.80	6.08	-3.14	-3.92	-5.24	-5.14	-5.53
Soltustik kazakhstan	1.25	1.55	1.31	1.42	1.22	5.91	5.23	5.78	6.14	6.99	-4.66	-3.68	-4.47	-4.73	-5.77
Turkistan*	0.78	0.53	0.43	0.23	0.34	0.28	0.31	0.25	0.08	0.17	0.50	0.21	0.18	0.15	0.17
Shygys kazakhstan	0.40	0.51	0.44	0.58	0.50	2.64	3.02	3.11	3.69	4.54	-2.24	-2.52	-2.67	-3.11	-4.04
Nur-Sultan city	1.18	0.74	0.57	0.51	0.64	0.73	0.76	1.26	1.44	1.85	0.45	-0.03	-0.69	-0.92	-1.21
Almaty city	1.12	1.02	1.03	0.97	0.79	1.49	1.72	2.15	1.99	1.94	-0.37	-0.70	-1.12	-1.02	-1.15
Shymkent city	-	-	-	1.12	1.08	-	-	-	0.62	0.71	-	-	-	0.50	0.37

9.9 Internal migration

people

	Arrivals				Departures				Net migration						
	2014	2015	2016	2017	2018	2014	2015	2016	2017	2018	2014	2015	2016	2017	2018
	Total population														
Republic of Kazakhstan	405616	455451	616894	928162	888184	405616	455451	616894	928162	888184	0	0	0	0	0
Akmola	13676	19862	19620	37978	29949	16531	16203	33246	36088	33222	-2855	3659	-13626	1890	-3273
Aktobe	18964	15462	21878	36741	30516	19265	17031	24416	37320	31374	-301	-1569	-2538	-579	-858
Almaty	38238	45259	69135	111178	82241	43773	56728	72849	117603	98249	-5535	-11469	-3714	-6425	-16008
Atyrau	10941	11701	15043	24843	20046	10585	11732	15243	24859	20461	356	-31	-200	-16	-415
Batys Kazakhstan	15291	15702	21246	38995	32651	16240	15531	23704	40229	33599	-949	171	-2458	-1234	-948
Zhambyl	14934	17376	17042	29680	35073	22748	25839	32673	46514	46325	-7814	-8463	-15631	-16834	-11252
Karagandy	32233	31649	31980	43683	37172	31692	32023	38912	49797	43516	541	-374	-6932	-6114	-6344
Kostanai	23969	27150	25506	37495	35220	24471	26056	29536	39669	35985	-502	1094	-4030	-2174	-765
Kyzylorda	13030	15297	21636	30254	31691	15586	18531	28256	34881	35374	-2556	-3234	-6620	-4627	-3683
Mangystau	11814	11928	11943	43356	33006	10798	11243	14282	43597	33106	1016	685	-2339	-241	-100
Pavlodar	16134	19047	22221	28476	28453	16395	18705	25124	31496	29777	-261	342	-2903	-3020	-1324
South Kazakhstan	12496	19539	15897	22259	20023	15208	21086	20608	25071	21510	-2712	-1547	-4711	-2812	-1487
Turkistan*	40761	47180	55436	57410	101250	54337	61680	84966	90120	138852	-13576	-14500	-29530	-32710	-37602
Shyngys Kazakhstan	30294	35843	36435	62194	52335	35240	40059	47721	71844	59623	-4946	-4216	-11286	-9650	-7288
Nur-Sultan city	47120	30373	134967	134139	113738	29615	32836	58017	99702	89663	17505	-2463	76950	34437	24075
Almaty city	65721	92083	96909	121562	109198	43132	50168	67341	89561	76020	22589	41915	29568	32001	33178
Shymkent city	-	-	-	67919	95622	-	-	-	49811	61528	-	-	-	18108	34094

Continuation

	Arrivals					Departures					Net migration				
	2014	2015	2016	2017	2018	2014	2015	2016	2017	2018	2014	2015	2016	2017	2018
Almaty	14490	15713	20118	24454	18414	14868	18944	24886	43924	33602	-378	-3231	-4768	-19470	-15188
Atyrau	7260	7603	8298	11583	8632	4827	5063	6876	11692	11211	2433	2540	1422	-109	-2579
Batys Kazakhstan	8147	8179	12609	23149	18000	6307	6743	9542	18273	15629	1840	1436	3067	4876	2371
Zhambyl	9255	10654	6671	8206	13246	10154	11172	14800	19751	17741	-899	-518	-8129	-11545	-4495
Karagandy	26288	25410	26194	33353	26991	21101	21547	27192	34501	31192	5187	3863	-998	-1148	-4201
Kostanai	13637	16293	14751	20476	18858	9052	9899	12524	15289	14394	4585	6394	2227	5187	4464
Kyzylorda	7664	9127	11457	13874	15003	6791	7611	11425	15589	16396	873	1516	32	-1715	-1393
Mangystau	4615	3955	3045	9590	10141	6648	7267	8453	19988	15640	-2033	-3312	-5408	-10398	-5499
Pavlodar	11709	13292	14792	17058	16608	8464	9883	14722	17934	17352	3245	3409	70	-876	-744
Softustik Kazakhstan	5947	11154	6781	9313	8280	3885	5196	5741	6628	6020	2062	5958	1040	2685	2260
Turkistan*	29919	35871	38937	15960	27964	29214	36259	46612	27816	39101	705	-388	-7675	-11856	-11137
Shygys Kazakhstan	18881	24014	23458	37014	30093	16980	18284	23971	31472	27422	1901	5730	-513	5542	2671
Nur-Sultan city	47120	30373	134967	134139	113738	29615	32836	58017	99702	89663	17505	-2463	76950	34437	24075
Almaty city	65721	92083	96909	121562	109198	43132	50168	67341	89561	76020	22589	41915	29568	32001	33178
Shymkent city	-	-	-	67919	95622	-	-	-	49811	61528	-	-	-	18108	34094
Rural area															
Republic of Kazakhstan	114606	130815	172552	340136	324312	175797	196957	257033	391448	383676	-61191	-66142	-84481	-51312	-59364
Akmola	6649	10308	9761	23794	17369	8505	8543	19381	21028	19326	-1856	1765	-9620	2766	-1957
Aktobe	5634	4101	6382	10549	10012	8510	7069	10522	17597	13673	-2876	-2968	-4140	-7048	-3661
Almaty	23748	29546	49017	86724	63827	28905	37784	47963	73679	64647	-5157	-8238	1054	13045	-820
Atyrau	3681	4098	6745	13260	11414	5758	6669	8367	13167	9250	-2077	-2571	-1622	93	2164
Batys Kazakhstan	7144	7523	8637	15846	14651	9933	8788	14162	21956	17970	-2789	-1265	-5525	-6110	-3319
Zhambyl	5679	6722	10371	21474	21827	12594	14667	17873	26763	28584	-6915	-7945	-7502	-5289	-6757
Karagandy	5945	6239	5786	10330	10181	10591	10476	11720	15296	12324	-4646	-4237	-5934	-4966	-2143
Kostanai	10332	10857	10755	17019	16362	15419	16157	17012	24380	21591	-5087	-5300	-6257	-7361	-5229
Kyzylorda	5366	6170	10179	16380	16688	8795	10920	16831	19292	18978	-3429	-4750	-6652	-2912	-2290
Mangystau	7199	7973	8898	33766	22865	4150	3976	5829	23609	17466	3049	3997	3069	10157	5399
Pavlodar	4425	5755	7429	11418	11845	7931	8822	10402	13562	12425	-3506	-3067	-2973	-2144	-580
Softustik Kazakhstan	6549	8385	9116	12946	11743	11323	15890	14867	18443	15490	-4774	-7505	-5751	-5497	-3747
Turkistan*	10842	11309	16499	41450	73286	25123	25421	38354	62304	99751	-14281	-14112	-21855	-20854	-26465
Shygys Kazakhstan	11413	11829	12977	25180	22242	18260	21775	23750	40372	32201	-6847	-9946	-10773	-15192	-9959

9.10 Internal migration by ethnic groups

people

	Arrivals				Departures				Net migration			
	2014	2015	2016	2017	2018	2014	2015	2016	2017	2018	2017	2018
Total	405616	455451	616894	928162	888184	405616	455451	616894	928162	888184	0	0
Kazakhs	333324	373779	522109	790983	745445	333324	373779	522109	790983	745445	0	0
Russian	42431	47606	53479	76712	66683	42431	47606	53479	76712	66683	0	0
Uzbeks	3656	3708	5293	8674	29137	3656	3708	5293	8674	29137	0	0
Ukrainians	4943	5482	5883	8918	8261	4943	5482	5883	8918	8261	0	0
Uigurs	3483	4500	5692	7418	5756	3483	4500	5692	7418	5756	0	0
Tatars	3234	3745	4246	5865	5261	3234	3745	4246	5865	5261	0	0
Germans	3250	3812	4079	6071	5248	3250	3812	4079	6071	5248	0	0
Other ethnicities	11295	12819	16113	23521	22393	11295	12819	16113	23521	22393	0	0
Urban population												
Total	291010	324636	444342	588026	563872	229819	258494	359861	536714	504508	61191	59364
Kazakhs	237253	264445	373219	493298	471239	187213	210338	301777	455128	422614	50040	48625
Russian	31246	35011	39858	53055	44938	25951	28713	33540	46448	39844	5295	5094
Uzbeks	3080	3033	4224	6295	16967	1961	2636	3907	6130	16415	1119	552
Ukrainians	3252	3513	3977	5492	5041	2204	2449	2790	4141	3824	1048	1217
Uigurs	2750	3660	4682	5430	3999	2126	2558	3306	4496	3460	624	539
Tatars	2574	2985	3454	4566	3884	2212	2537	2907	4044	3544	362	340
Germans	2142	2458	2694	3570	3003	1421	1680	1906	2673	2363	721	640
Other ethnicities	8713	9531	12234	16320	14801	6731	7583	9728	13654	12444	1982	2357
Rural population												
Total	114606	130815	172552	340136	324312	175797	196957	257033	391448	383676	-61191	-59364
Kazakhs	96071	109334	148890	297685	274206	146111	163441	220332	335855	322831	-50040	-48625
Russian	11185	12595	13621	23657	21745	16480	18893	19939	30264	26839	-5295	-5094
Uzbeks	576	675	1069	2379	12170	1695	1072	1386	2544	12722	-1119	-552
Ukrainians	1691	1969	1906	3426	3220	2739	3033	3093	4777	4437	-1048	-1217
Uigurs	733	840	1010	1988	1757	1357	1942	2386	2922	2296	-624	-539
Tatars	660	760	792	1299	1377	1022	1208	1339	1821	1717	-362	-340
Germans	1108	1354	1385	2501	2245	1829	2132	2173	3398	2885	-721	-640
Other ethnicities	2582	3288	3879	7201	7592	4564	5236	6385	9867	9949	-1982	-2357

9.11 Internal migration of the population by gender

	Arrivals					Departures					Net migration					people
	2014	2015	2016	2017	2018	2014	2015	2016	2017	2018	2014	2015	2016	2017	2018	
Republic of Kazakhstan	183793	209802	285909	441033	424447	183793	209802	285909	441033	424447	0	0	0	0	0	
	6486	9663	9433	19025	15098	7786	7758	15676	17433	16303	-1300	1905	-6243	1592	-1205	
	8688	7209	10032	17331	14797	8811	7947	11288	17618	15203	-123	-738	-1256	-287	-406	
	17320	20571	32167	56567	39815	19310	25497	33098	56754	46549	-1990	-4926	-931	-187	-6734	
	4629	5165	6558	11200	9199	4544	5031	6534	11130	9312	85	134	24	70	-113	
	6762	6647	9433	18459	15501	7166	6718	10501	18831	15722	-404	-71	-1068	-372	-221	
	6626	7735	7688	13658	16469	10044	11662	14953	21488	21577	-3418	-3927	-7265	-7830	-5108	
	14869	14928	15127	20887	18175	14700	14795	18183	23740	21021	169	133	-3056	-2853	-2846	
	11158	13127	11991	18284	17230	11256	12392	13531	19089	17294	-98	735	-1540	-805	-64	
	5754	7064	10254	14597	15577	6815	8458	13108	16552	16878	-1061	-1394	-2854	-1955	-1301	
	5987	5866	5717	21086	15842	5153	5271	6698	21226	15961	834	595	-981	-140	-119	
	7310	9166	10816	14040	14644	7282	8872	12059	15343	15141	28	294	-1243	-1303	-497	
	5865	9502	7732	11150	10080	7016	10147	9828	12255	10623	-1151	-645	-2096	-1105	-543	
	17561	21325	24840	26560	50550	23494	27596	39212	42303	66247	-5933	-6271	-14372	-15743	-15697	
	14558	17004	17392	30055	25260	16635	18894	22423	34708	28412	-2077	-1890	-5031	-4653	-3152	
	21919	13909	64212	62701	52532	14109	15859	27849	47837	42969	7810	-1950	36363	14864	9563	
	28301	40921	42517	54127	49542	19672	22905	30968	42025	35432	8629	18016	11549	12102	14110	
	-	-	-	31306	44136	-	-	-	-	22701	29803	-	-	-	8605	14333
	Republic of Kazakhstan	221823	245649	330985	487129	463737	221823	245649	330985	487129	463737	0	0	0	0	0
7190		10199	10187	18953	14851	8745	8445	17570	18655	16919	-1555	1754	-7383	298	-2068	
10276		8253	11846	19410	15719	10454	9084	13128	19702	16171	-178	-831	-1282	-292	-452	
20918		24688	36968	54611	42426	24463	31231	39751	60849	51700	-3545	-6543	-2783	-6238	-9274	
6312		6536	8485	13643	10847	6041	6701	8709	13729	11149	271	-165	224	-86	-302	
8529		9055	11813	20536	17150	9074	8813	13203	21398	17877	-545	242	-1390	-862	-727	
8308		9641	9354	16022	18604	12704	14177	17720	25026	24748	-4396	-4536	-8366	-9004	-6144	
17364		16721	16853	22796	18997	16992	17228	20729	26057	22495	372	-507	-3876	-3261	-3498	
12811		14023	13515	19211	17990	13215	13664	16005	20580	18691	-404	359	-2490	-1369	-701	
7276		8233	11382	15657	16114	8771	10073	15148	18329	18496	-1495	-1840	-3766	-2672	-2382	
5827		6062	6226	22270	17164	5645	5972	7584	22371	17145	182	90	-1358	-101	19	
8824		9881	11405	14436	13809	9113	9833	13065	16153	14636	-289	48	-1660	-1717	-827	
6631		10037	8165	11109	9943	8192	10939	10780	12816	10887	-1561	-902	-2615	-1707	-944	
23200		25855	30596	30850	50700	30843	34084	45754	47817	72605	-7643	-8229	-15158	-16967	-21905	
15736		18839	19043	32139	27075	18605	21165	25298	37136	31211	-2869	-2326	-6255	-4997	-4136	

	Arrivals					Departures					Net migration				
	2014	2015	2016	2017	2018	2014	2015	2016	2017	2018	2014	2015	2016	2017	2018
Nur-Sultan city	25201	16464	70755	71438	61206	15506	16977	30168	51865	46694	9695	-513	40587	19573	14512
Almaty city	37420	51162	54392	67435	59656	23460	27263	36373	47536	40588	13960	23899	18019	19899	19068
Shymkent city	-	-	-	36613	51486	-	-	-	27110	31725	-	-	-	9503	19761

Methodological notes

Information on the administrative-territorial division is based on official materials received from the executive bodies of Kazakhstan.

Territory size - a statistical indicator characterizing the area occupied by the state as a whole and its regions, measured in square kilometers. The sizes of the territories are given according to the Committee on Land Management of the Ministry of Agriculture of the Republic of Kazakhstan. The population density indicator is calculated as the ratio of the population to the area of the territory.

The population, the number of people living in the area at a given time.

The current estimates at the beginning of the year are calculated based on the results of the last census of the population, to which the number of births and arrivals for the permanent place of residence in a given area are added annually and the numbers of those who died and left for the permanent place of residence are subtracted from the territory. Current estimates of the population over the past years are updated on the basis of the results of the next census.

Estimates of population are made for the whole of Kazakhstan and its individual administrative-territorial units (urban settlements, urban districts, administrative districts). The calculations take into account the increase or decrease in the population of individual territories as a result of changes in their boundaries, as well as changes in the number of urban and rural population as a result of administrative and territorial changes.

The population is divided into urban and rural population. Urban population - population living in urban settlements. Urban settlements include cities of republican, regional and district significance, as well as towns located in the territory of their administrative subordination. Rural population - the population living in rural areas. Human settlements that are not classified as urban are considered to be rural.

The population below the working age includes children aged 0-15 years old, the working age - Female 16-57 (16-58 in 2019) years old and Male 16-62 years old, older than working age - Female 58 years (59 in 2019) old and older, Male 63 years old and older.

Natural increase is the difference between the number of live births and the number of deaths over a certain period. Natural increase can be a positive value if the number of births exceeds the number of deaths, or negative (natural decline) - otherwise.

Net migration is the difference between the number of arrivals for a certain period in a given territory and the number of departures beyond its borders. Net migration can be positive (if the number of arrivals is greater than the number of departures), or negative (if the number of arrivals is less than the number of departures). In the latter case there is a migration outflow.

The calculation of the age and sex composition of the population at the beginning of each calendar year is made after the completion of the calculation of the total population.

Indicators of population structure by age and sex are the most important characteristic of the population. For clarity, they are presented in the form of age-sex pyramid. When a graphic image of the age-sex pyramid along the vertical axis, their share in the total population, age or year of birth, is deposited horizontally - the number of people of each age is to the left from the axis - Male, to the right - Female.

The crude birth rate is an indicator that determines the intensity of childbearing in relation to the entire population. It represents the ratio of the total number of live births during the year to the mid-year population. It is usually calculated per 1000 population.

The crude death rate is an indicator that determines the intensity of mortality of a population. It represents the ratio of the total number of deaths during the year to the mid-year population. It is usually calculated per 1000 population.

Natural increase rate is the difference in crude birth and death rates.

Life expectancy at birth is the number of years that, on average, one person from the generation of births would have to live, provided that throughout this generation the mortality rate at each age remains the same as in the year for which the indicator is calculated.

Information about marriages and divorces entered into is based on the annual statistical development of the data contained in the second copies of the civil status acts compiled for each such event by the RAGS (Civil registration) authorities. The data in the tables cover only the cases of entering into and dissolution of marriage, registered with the RAGS authorities.

The age of marriage is calculated as the time interval between the date of registration of marriage and the date of birth.

The date of marriage is the date of its registration with the RAGS. A marriage is considered terminated from the time of registration of its termination (from the moment of divorce). The age of divorces is calculated as the time interval between the date of registration of the divorce and the date of birth. Duration of divorce is calculated as the

time interval between the dates of termination and marriage.

The crude marriage and divorce rates are calculated as the ratio of the number of marriages concluded and divorced during the calendar year to the mid-year population, respectively.

Information about births is based on the annual statistical development of data contained in second copies of birth records compiled by the RAGS authorities. Only those born alive are included in the number of births.

Live birth is the complete expulsion or extraction from its mother of a product of conception, irrespective of the duration of the pregnancy, which, after such separation, breathes or shows any other evidence of life, such as beating of the heart, pulsation of the umbilical cord, or definite movement of voluntary muscles, whether or not the umbilical cord has been cut or the placenta is attached.

Birth registration is made at the place of birth of the child or at the place of residence of the parents (or one of them) on the basis of a medical birth certificate issued by a maternity hospital or hospital establishing the fact and time of birth of the child. Statistics on births are generated by the place of residence of the mother of the child.

A child born dead is registered as born, but with a stillbirth mark on the basis of a medical certificate of perinatal death. If the death of a child occurred soon after his birth, then two entries are made: about birth and about death.

Those who were born alive to women who were not in a registered marriage include births, upon registration of which information about the father is indicated in the record of the child's birth certificate on the basis of a joint statement of the father and mother, or a statement only from the mother, or a court decision establishing paternity, which is noted in the record. The birth certificate is marked accordingly.

Reproductive period (age) - the period of time during which a woman is capable of childbirth. For statistical purposes, in most countries a period of 15–49 years is assumed.

Age-specific fertility rates are the annual number of births to women in each age group per 1000. When calculating fertility rate for the age group up to 20 years, the number of women aged 15–19 years is taken as the denominator. When calculating fertility rate for the age group of 15–49 years, the numerator includes all births, including those born to mothers aged as young as 15, and 50 years and older.

The data on deaths are based on the annual statistical development of data contained in second copies of the death records compiled by the RAGS authorities.

Registration of death is made at the place where the deceased lived or at the place of death on the basis of a medical certificate (or medical assistant's certificate) of death, which is attached to the second copy of the death certificate. Statistics on deaths in the regions of the Republic of Kazakhstan are compiled at the permanent place of residence of the deceased.

Age-specific death rates are calculated as the ratio of the number of deaths at a given age during a calendar year to the average annual number of people of that age. Similarly, death rates by causes of death are calculated as the ratio of the numbers of deaths from the specified causes of death to the mid-year population.

The infant mortality rate is an indicator that determines the mortality rate of children under one year of age. Calculated by the ratio of the number of deaths under the age of 1 year to the number of live births. Since children born in the previous calendar year may also include babies who died in a given calendar year, the infant mortality rate in a given calendar year is calculated for the generation born in this and previous calendar years.

Migration of the population - the movement of people (migrants) across the borders of certain regions with a change of residence. The number of persons arriving and departing is determined as a result of the development of coupons from the migration police of the internal affairs agencies of statistical records of arrivals and departures, which are compiled when people register at the place of residence.

In the current statistical accounting, the numbers of arrivals and departures are conventionally recorded, but in reality, it is a question of the numbers of arrivals and departures.

The main indicators of migration are:

- number of arrivals;
- number of departure;
- net migration.

Indicators of the intensity of migration characterize the frequency of cases of relocation in the population for a certain period. More often uses the annual migration intensity per 1000 population.

Demographic Yearbook of Kazakhstan / Statistical Compilation / Nur-Sultan city

Responsible for release:
Ministry of National economy Republic of Kazakhstan
Committee on Statistics
Division of Social and Demographic Statistics
Tel. +7 7172 749343, 749486
Head of division
Khanzhigitov N.E.
Tel. +7 7172 749061

Computer version and design:
«TNG» LTD
Address: Nur-Sultan city, Zhenis 35A
Тел. +7 7172 577896

